



2014-2015

DATA

BelgiumVolleyStats.be
By Marnix Acar

© **Trainerstuff.be**
By Wouter Laroy

VIZ

Scouting data provided by: Marnix Acar - www.BelgiumVolleyStats.be

Data processing and vizualization: Wouter Laroy - www.trainerstuff.be

Questions/Remarks/Suggestions: info@belgiumvolleystats.be - wouterstrainerstuff@gmail.com

		(20141122) ASS ~ ROE					Grand Total
		3 ~ 2					
		Set 1	Set 2	Set 3	Set 4	Set 5	
		25 ~ 20	18 ~ 25	14 ~ 25	26 ~ 24	18 ~ 16	
ASS	4 HEYRMAN Middle Blocker			2			2
	6 Andringa Wing-Spiker	27	19	2			27 21
	7 Sparidans Libero	6	8	7	9	8	23 15
	8 BAETENS Wing-Spiker	15	21	15	19	14	48 36
	9 Möller Setter		5	1		4	6
	10 Diefenbach Middle Blocker	13	10	8	9	8	30 18
	11 Overbeeke Opposite	16	13	4	22	12	50 17
	12 Gorski Wing-Spiker		4	5			9
	13 VERSCHUEREN Setter	28	26	17	27	22	77 43
	14 Sugrañes Martinez Middle Blocker	11	14	5	8	5	24 19
17 Orczyk Wing-Spiker		14	17	21	18	39 31	
ROE	2 TUERLINCKX Opposite	12	17	5	9		22 21
	3 Paulides Middle Blocker	5	8	9	7	7	17 19
	4 D'HULST Setter				15		15
	5 COOLMAN Middle Blocker	13	14	12	10	11	26 34
	8 VERHANNEMAN Wing-Spiker	16	22	20	26	21	42 63
	9 VAN DE VELDE Middle Blocker		2		1		
	11 CLAES Libero	11	8	7	8	6	15 25
	12 VAN HIRTUM Wing-Spiker				15	15	30
	14 TERVAPORTTI Setter	30	26	23	9	20	49 59
	15 ROUSSEAUX Wing-Spiker	23	23	17	19	9	40 51
		0 50 100	0 50 100	0 50 100	0 50 100	0 50 100	0 50 100
		Number of recorded actions					

■ SET WON ■ SET LOST



2014-2015

DATA

BelgiumVolleyStats.be
By Marnix Acar

© Trainerstuff.be
By Wouter Laroy

VIZ

(20141122) ASS ~ ROE (3 ~ 2)
Game analysis

TOI	ScoringActi..	TOIServe						OPPServe							
		TOISCORE			OPPSCORE			Total	TOISCORE			OPPSCORE			Total
		TOI	OPP	Total	TOI	OPP	Total		TOI	OPP	Total	TOI	OPP	Total	
ASS	A#	14		14		44	44	58	47		47		12	12	59
	S#	6		6			6	6				9	9	9	
	A=		5	5		4	4	9		2	2	8	8	10	
	A/		12	12		3	3	15		3	3	19	19	22	
	S=					11	11	11		10	10			10	
	E=	1		1				1							1
	B=									1	1				
Total		21	17	38	18	44	62	100	47	16	63	27	21	48	111
ROE	A#	12		12		47	47	59	44		44		14	14	58
	S#	9		9			9	9				6	6	6	
	A=		8	8		2	2	10		4	4	5	5	9	
	A/		19	19		3	3	22		3	3	12	12	15	
	S=					10	10	10		11	11			11	
	E=											1	1	1	
	B=					1	1	1							1
Total		21	27	48	16	47	63	111	44	18	62	17	21	38	100

Attack

		Count of SKILL	%SCORE	=SCORE%	EFF
4 HEYRMAN	ASS	1	100%	0%	100%
14 TERVAPORTTI	ROE	3	100%	0%	100%
13 VERSCHUEREN	ASS	4	75%	25%	50%
3 Paulides	ROE	12	67%	8%	58%
17 Orczyk	ASS	22	64%	23%	41%
8 VERHANNEMAN	ROE	39	51%	8%	44%
12 VAN HIRTUM	ROE	10	50%	20%	30%
11 Overbeeke	ASS	43	42%	23%	19%
5 COOLMAN	ROE	12	42%	25%	17%
14 Sugrañes Martin..	ASS	12	42%	42%	0%
12 Gorski	ASS	5	40%	40%	0%
8 BAETENS	ASS	32	38%	9%	28%
15 ROUSSEAUX	ROE	29	34%	21%	14%
10 Diefenbach	ASS	12	33%	33%	0%
2 TUERLINCKX	ROE	20	25%	35%	-10%
6 Andringa	ASS	12	17%	33%	-17%
9 Möller	ASS	1	0%	0%	0%

Block

		Count of SKILL	#
5 COOLMAN	ROE	24	10
10 Diefenbach	ASS	18	7
2 TUERLINCKX	ROE	9	3
8 VERHANNEMAN	ROE	9	3
6 Andringa	ASS	6	2
13 VERSCHUEREN	ASS	9	2
14 TERVAPORTTI	ROE	12	2
15 ROUSSEAUX	ROE	14	2
17 Orczyk	ASS	7	2
3 Paulides	ROE	11	1
8 BAETENS	ASS	2	1
12 VAN HIRTUM	ROE	3	1
14 Sugrañes Martinez	ASS	13	1
11 Overbeeke	ASS	2	

Serve

		Count of SKILL	#%	=%
4 D'HULST	ROE	2	50%	
9 Möller	ASS	4	25%	25%
3 Paulides	ROE	11	18%	27%
8 BAETENS	ASS	15	13%	
12 VAN HIRTUM	ROE	9	11%	
15 ROUSSEAUX	ROE	18	11%	6%
8 VERHANNEMAN	ROE	20	10%	10%
17 Orczyk	ASS	12	8%	17%
11 Overbeeke	ASS	14	7%	14%
14 TERVAPORTTI	ROE	20	5%	5%
13 VERSCHUEREN	ASS	21	5%	10%
2 TUERLINCKX	ROE	10		30%
4 HEYRMAN	ASS	1		
5 COOLMAN	ROE	19		
6 Andringa	ASS	3		
9 VAN DE VELDE	ROE	2		
10 Diefenbach	ASS	13		15%
12 Gorski	ASS	2		50%
14 Sugrañes Martinez	ASS	15		7%

Reception

		Count of SKILL	#%	+%	=%
7 Sparidans	ASS	24	38%	38%	
11 CLAES	ROE	29	31%	24%	7%
6 Andringa	ASS	25	28%	28%	4%
8 BAETENS	ASS	27	26%	37%	11%
8 VERHANNEMAN	ROE	31	23%	48%	10%
15 ROUSSEAUX	ROE	23	22%	26%	4%
17 Orczyk	ASS	23	9%	39%	17%
3 Paulides	ROE	1		100%	
10 Diefenbach	ASS	1			
12 Gorski	ASS	1			100%
12 VAN HIRTUM	ROE	4		75%	
14 TERVAPORTTI	ROE	1			

UPPER:

TOI = Team of Interest = Team analyzed OPP = Opponent
XXXServe = who served XXXSCORE = who got the point



2014-2015

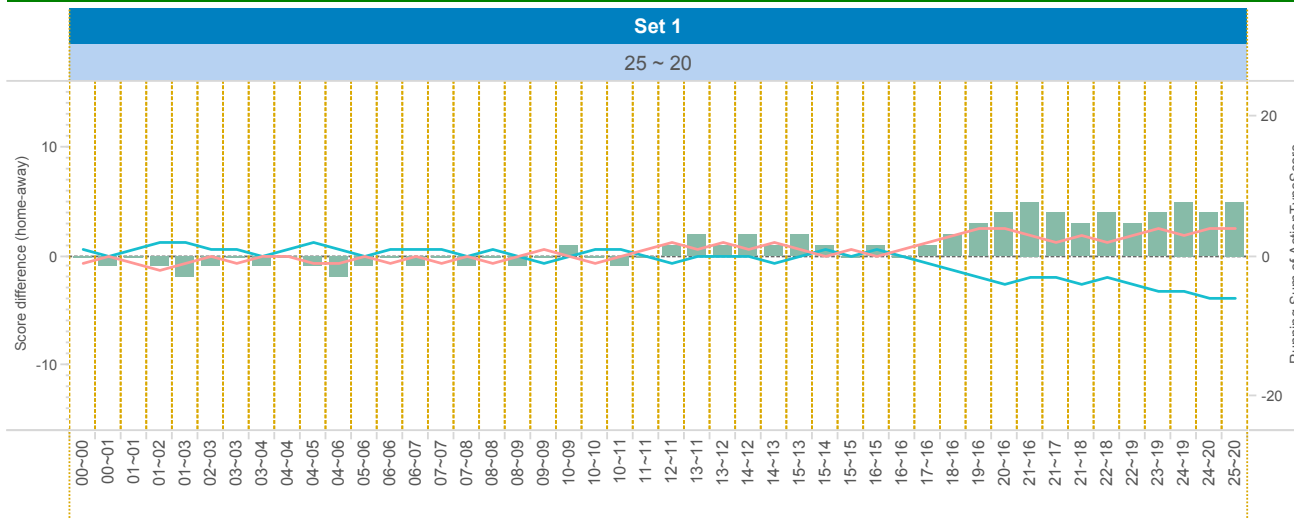
DATA

BelgiumVolleyStats.be
By Marnix Acar

© Trainerstuff.be
By Wouter Iaroy

VIZ

(20141122) ASS ~ ROE (3 ~ 2)
Set analysis - Set 1



TEAM_NAME

- ASS
- ROE

UPPER LEFT:

+1: A# - B# - S# -1: A=, A/, B=, B/, S=, R=, D=, F=, S=

LOWER LEFT:

TOI = Team of Interest = Team analyzed OPP = Opponent
XXXServe = who served XXXSCORE = who got the point

LOWER RIGHT:

Attack sorted on #SCORE

		Set 1													
		TOIServe						OPPServe							
		TOIScore			OPPScore			Total	TOIScore			OPPScore			Total
TOI	Scorin..	TOI	OPP	Total	TOI	OPP	Total		TOI	OPP	Total	TOI	OPP	Total	
ASS	A#	2		2		9	9	11	13		13		1	1	14
	S#	2		2				2					1	1	1
	A=		1	1		2	2	3					1	1	1
	A/		5	5		1	1	6		1	1		3	3	4
	S=					2	2	2		1	1				1
	Total		4	6	10	5	9	14	24	13	2	15	4	2	6
ROE	A#	1		1		13	13	14	9		9		2	2	11
	S#	1		1				1				2	2	2	
	A=		1	1				1	2	2		1	1	3	
	A/		3	3		1	1	4		1	1	5	5	6	
	S=					1	1	1		2	2			2	
	Total		2	4	6	2	13	15	21	9	5	14	6	4	10

Attacking skills

		Count of SKILL	#SCORE	#SCORE%	NOSCORE	NOSCORE%	=SCORE	=SCORE%	EFF
11 Overbeeke	ASS	13	7	54%	4	31%	2	15%	38%
15 ROUSSEAU	ROE	9	4	44%	3	33%	2	22%	22%
8 VERHANNEMAN	ROE	5	3	60%	2	40%	0	0%	60%
6 Andringa	ASS	6	2	33%	2	33%	2	33%	0%
8 BAETENS	ASS	4	2	50%	1	25%	1	25%	25%
13 VERSCHUEREN	ASS	2	2	100%	0	0%	0	0%	100%
2 TUERLINCKX	ROE	4	1	25%	1	25%	2	50%	-25%
3 Paulides	ROE	2	1	50%	0	0%	1	50%	0%
10 Diefenbach	ASS	2	1	50%	1	50%	0	0%	50%
14 Sugrañes Martinez	ASS	3	1	33%	0	0%	2	67%	-33%
14 TERVAPORTTI	ROE	1	1	100%	0	0%	0	0%	100%
5 COOLMAN	ROE	4	0	0%	2	50%	2	50%	-50%



2014-2015

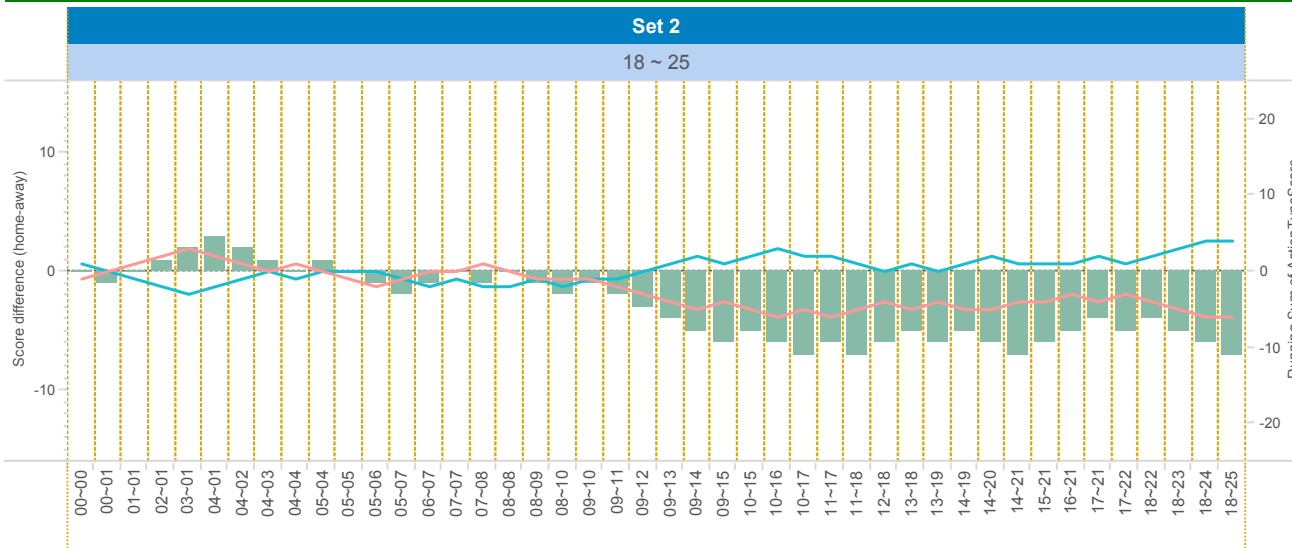
DATA

BelgiumVolleyStats.be
By Marnix Acar

© Trainerstuff.be
By Wouter Iaroy

VIV

(20141122) ASS ~ ROE (3 ~ 2)
Set analysis - Set 2



TEAM_NAME

ASS

ROE

UPPER LEFT:

+1: A# - B# - S# -1: A=, A/, B=, B/, S=, R=, D=, F=, S=

LOWER LEFT:

TOI = Team of Interest = Team analyzed OPP = Opponent
XXXServe = who served XXXSCORE = who got the point

LOWER RIGHT:

Attack sorted on #SCORE

Attacking skills

		Set 2													
		TOIServe						OPPServe							
		TOIScore			OPPScore			Total	TOIScore			OPPScore			Total
TOI	Scorin..	TOI	OPP	Total	TOI	OPP	Total	TOI	OPP	Total	TOI	OPP	Total	Total	
ASS	A#	5		5		9	9	14	10		10		3	3	13
	A=									1	1		3	3	4
	A/		1	1	1		1	2				7		7	7
	S=					2	2	2							
	E=	1		1				1							
	Total		6	1	7	3	9	12	19	10	1	11	10	3	13
ROE	A#	3		3		10	10	13	9		9		5	5	14
	A=		3	3	1		1	4							
	A/		7	7				7		1	1	1		1	2
	S=									2	2				2
	E=												1	1	1
	Total		3	10	13	1	10	11	24	9	3	12	1	6	7

		Count of SKILL	#SCORE	#SCORE%	NOSCORE	NOSCORE%	=SCORE	=SCORE%	EFF	
8	VERHANNEMAN	ROE	9	5	56%	4	44%	0	0%	56%
8	BAETENS	ASS	10	4	40%	6	60%	0	0%	40%
3	Paulides	ROE	3	3	100%	0	0%	0	0%	100%
11	Overbeeke	ASS	7	3	43%	2	29%	2	29%	14%
17	Orczyk	ASS	4	3	75%	0	0%	1	25%	50%
2	TUERLINCKX	ROE	8	2	25%	4	50%	2	25%	0%
12	Gorski	ASS	3	2	67%	0	0%	1	33%	33%
14	Sugrañes Martin..	ASS	4	2	50%	0	0%	2	50%	0%
15	ROUSSEAUX	ROE	9	2	22%	7	78%	0	0%	22%
13	VERSCHUEREN	ASS	1	1	100%	0	0%	0	0%	100%
5	COOLMAN	ROE	1	0	0%	1	100%	0	0%	0%
6	Andringa	ASS	6	0	0%	4	67%	2	33%	-33%
9	Möller	ASS	1	0	0%	1	100%	0	0%	0%
10	Diefenbach	ASS	3	0	0%	0	0%	3	100%	-100%



2014-2015

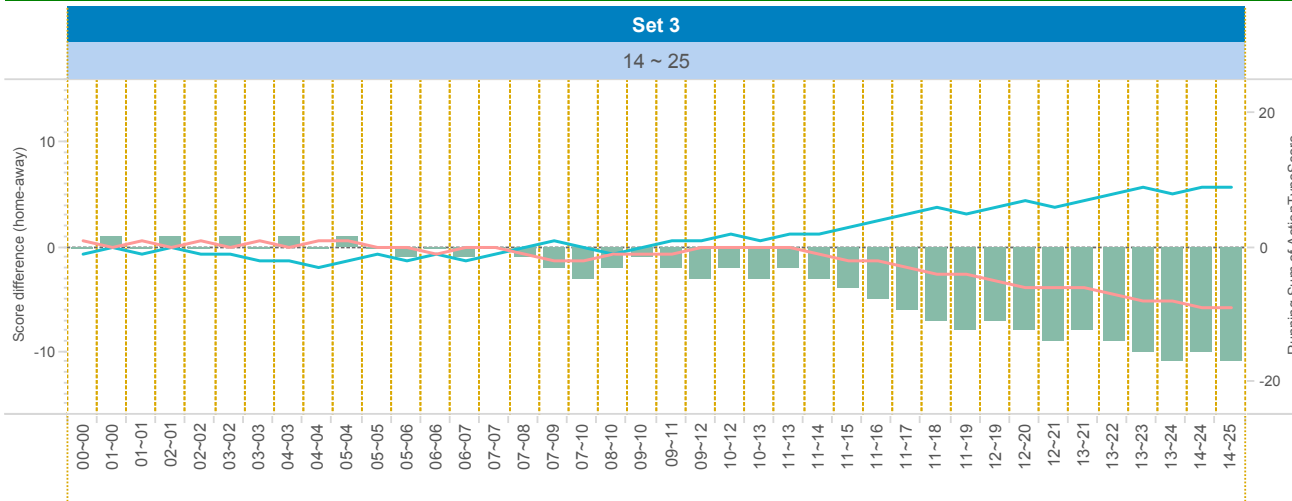
DATA

BelgiumVolleyStats.be
By Marnix Acar

© Trainerstuff.be
By Wouter Iaroy

ZIV

(20141122) ASS ~ ROE (3 ~ 2)
Set analysis - Set 3



TEAM_NAME

- ASS
- ROE

UPPER LEFT:

+1: A# - B# - S# -1: A=, A/, B=, B/, S=, R=, D=, F=, S=

LOWER LEFT:

TOI = Team of Interest = Team analyzed OPP = Opponent
XXXServe = who served XXXSCORE = who got the point

LOWER RIGHT:

Attack sorted on #SCORE

		Set 3													
		TOIServe							OPPServe						
		TOIScore			OPPScore				TOIScore			OPPScore			
TOI	Scorin..	TOI	OPP	Total	TOI	OPP	Total	Total	TOI	OPP	Total	TOI	OPP	Total	Total
ASS	A#					11	11	11	6		6		3	3	9
	S#												5	5	5
	A=											1		1	1
	A/		1	1				1		1	1	3		3	4
	S=				2		2	2		5	5				5
	B=									1	1				1
	Total			1	1	2	11	13	14	6	7	13	4	8	12
ROE	A#	3		3		6	6	9	11		11				11
	S#	5		5				5							5
	A=		1	1				1							1
	A/		3	3	1		1	4				1		1	1
	S=				5		5	5		2	2				2
	B=				1		1	1							1
	Total		8	4	12	7	6	13	25	11	2	13	1		1

Attacking skills

		Count of SKILL	#SCORE	#SCORE%	NOSCORE	NOSCORE%	=SCORE	=SCORE%	EFF	
8	VERHANNEMAN	ROE	9	5	56%	2	22%	2	22%	33%
5	COOLMAN	ROE	3	3	100%	0	0%	0	0%	100%
3	Paulides	ROE	2	2	100%	0	0%	0	0%	100%
14	TERVAPORTTI	ROE	2	2	100%	0	0%	0	0%	100%
17	Orczyk	ASS	3	2	67%	1	33%	0	0%	67%
2	TUERLINCKX	ROE	3	1	33%	2	67%	0	0%	33%
4	HEYRMAN	ASS	1	1	100%	0	0%	0	0%	100%
8	BAETENS	ASS	9	1	11%	6	67%	2	22%	-11%
11	Overbeeke	ASS	2	1	50%	0	0%	1	50%	0%
14	Sugrañes Martin..	ASS	3	1	33%	2	67%	0	0%	33%
15	ROUSSEAUX	ROE	3	1	33%	2	67%	0	0%	33%
10	Diefenbach	ASS	2	0	0%	2	100%	0	0%	0%
12	Gorski	ASS	2	0	0%	1	50%	1	50%	-50%



2014-2015

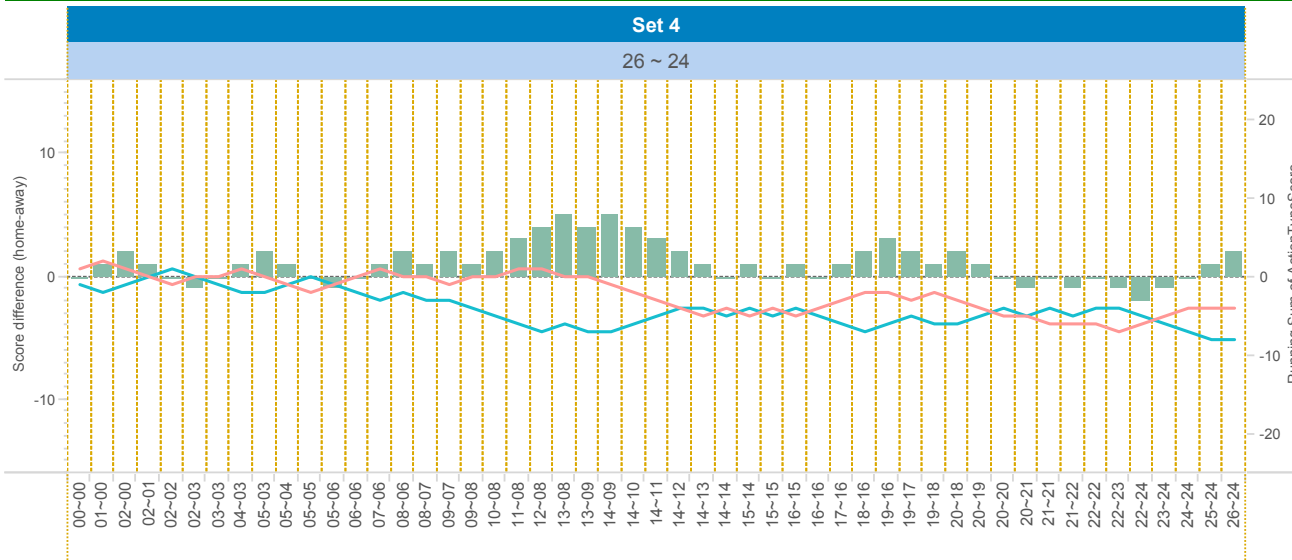
DATA

BelgiumVolleyStats.be
By Marnix Acar

© Trainerstuff.be
By Wouter Laroy

ZIV

(20141122) ASS ~ ROE (3 ~ 2)
Set analysis - Set 4



TEAM_NAME

- ASS
- ROE

UPPER LEFT:

+1: A# - B# - S# -1: A=, A/, B=, B/, S=, R=, D=, F=, S=

LOWER LEFT:

TOI = Team of Interest = Team analyzed OPP = Opponent
XXXServe = who served XXXSCORE = who got the point

LOWER RIGHT:

Attack sorted on #SCORE

Attacking skills

		Set 4													
		TOIServe						OPPServe							
		TOIScore		OPPScore		Total	TOIScore		OPPScore		Total	Total			
TOI	Scorin..	TOI	OPP	Total	TOI	OPP	Total	TOI	OPP	Total	TOI	OPP	Total		
ASS	A#	4		4		8	8	12	8		8		12		
	S#	2		2			2			3		3	3		
	A=		4	4	1		1	5		1	2		3		
	A/		4	4			4			3		3	3		
	S=				3		3	3	3		3		3		
	Total		6	8	14	4	8	12	26	8	4	12	5	7	12
ROE	A#	4		4		8	8	12	8		8		12		
	S#	3		3			3			2		2	2		
	A=		2	2	1		1	3		1	4		5		
	A/		3	3			3			4		4	4		
	S=				3		3	3	3		3		3		
	Total		7	5	12	4	8	12	24	8	4	12	8	6	14

		Count of SKILL	#SCORE	#SCORE%	NOSCORE	NOSCORE%	=SCORE	=SCORE%	EFF	
11	Overbeeke	ASS	12	5	42%	6	50%	1	8%	33%
8	VERHANNEMAN	ROE	9	4	44%	4	44%	1	11%	33%
17	Orczyk	ASS	9	4	44%	1	11%	4	44%	0%
5	COOLMAN	ROE	3	2	67%	0	0%	1	33%	33%
8	BAETENS	ASS	3	2	67%	1	33%	0	0%	67%
12	VAN HIRTUM	ROE	4	2	50%	1	25%	1	25%	25%
15	ROUSSEAUX	ROE	6	2	33%	1	17%	3	50%	-17%
2	TUERLINCKX	ROE	5	1	20%	1	20%	3	60%	-40%
3	Paulides	ROE	1	1	100%	0	0%	0	0%	100%
10	Diefenbach	ASS	2	1	50%	1	50%	0	0%	50%
13	VERSCHUEREN	ASS	1	0	0%	0	0%	1	100%	###



2014-2015

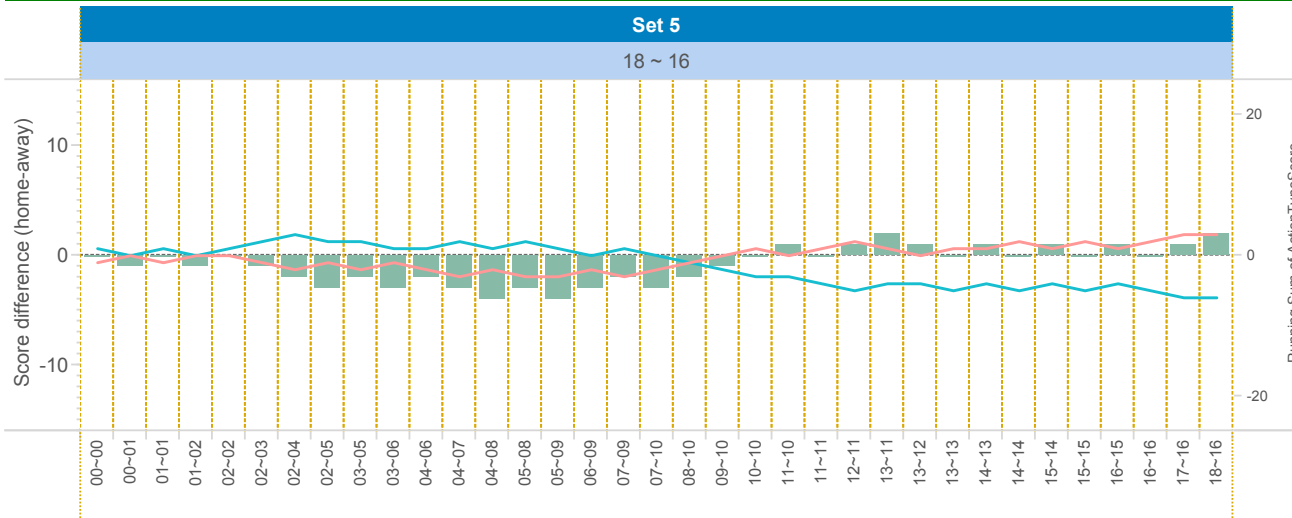
DATA

BelgiumVolleyStats.be
By Marnix Acar

© Trainerstuff.be
By Wouter Laroy

ZIV

(20141122) ASS ~ ROE (3 ~ 2)
Set analysis - Set 5



TEAM_NAME

- ASS
- ROE

UPPER LEFT:

+1: A# - B# - S# -1: A=, A/, B=, B/, S=, R=, D=, F=, S=

LOWER LEFT:

TOI = Team of Interest = Team analyzed OPP = Opponent
XXXServe = who served XXXSCORE = who got the point

LOWER RIGHT:

Attack sorted on #SCORE

		Set 5													
		TOIServe						OPPServe							
		TOIScore			OPPScore			Total	TOIScore			OPPScore			Total
TOI	Scorin..	TOI	OPP	Total	TOI	OPP	Total		TOI	OPP	Total	TOI	OPP	Total	
ASS	S#	2		2			2								
	A#	3		3		7	7	10	10			1	1	11	
	A/		1	1		1	1	2		1	1	3		4	
	A=					1	1	1		1	1	1		1	
	S=					2	2	2		1	1			1	
	Total		5	1	6	4	7	11	17	10	2	12	4	1	5
ROE	S#												2	2	
	A#	1		1		10	10	11	7		7		3	10	
	A/		3	3		1	1	4		1	1	1		2	
	A=		1	1			1	1		1	1			1	
	S=					1	1	1		2	2			2	
	Total		1	4	5	2	10	12	17	7	4	11	1	5	6

Attacking skills

		Count of SKILL	#SCORE	#SCORE%	NOSCORE	NOSCORE%	=SCORE	=SCORE%	EFF	
8	VERHANNEMAN	ROE	39	20	51%	16	41%	3	8%	44%
11	Overbeeke	ASS	43	18	42%	15	35%	10	23%	19%
17	Orczyk	ASS	22	14	64%	3	14%	5	23%	41%
8	BAETENS	ASS	32	12	38%	17	53%	3	9%	28%
15	ROUSSEAU	ROE	29	10	34%	13	45%	6	21%	14%
3	Paulides	ROE	12	8	67%	3	25%	1	8%	58%
2	TUERLINCKX	ROE	20	5	25%	8	40%	7	35%	-10%
5	COOLMAN	ROE	12	5	42%	4	33%	3	25%	17%
12	VAN HIRTUM	ROE	10	5	50%	3	30%	2	20%	30%
14	Sugrañes Martin...	ASS	12	5	42%	2	17%	5	42%	0%
10	Diefenbach	ASS	12	4	33%	4	33%	4	33%	0%
13	VERSCHUEREN	ASS	4	3	75%	0	0%	1	25%	50%
14	TERVAPORTTI	ROE	3	3	100%	0	0%	0	0%	100%
6	Andringa	ASS	12	2	17%	6	50%	4	33%	-17%
12	Gorski	ASS	5	2	40%	1	20%	2	40%	0%
4	HEYRMAN	ASS	1	1	100%	0	0%	0	0%	100%
9	Möller	ASS	1	0	0%	1	100%	0	0%	0%



2014-2015

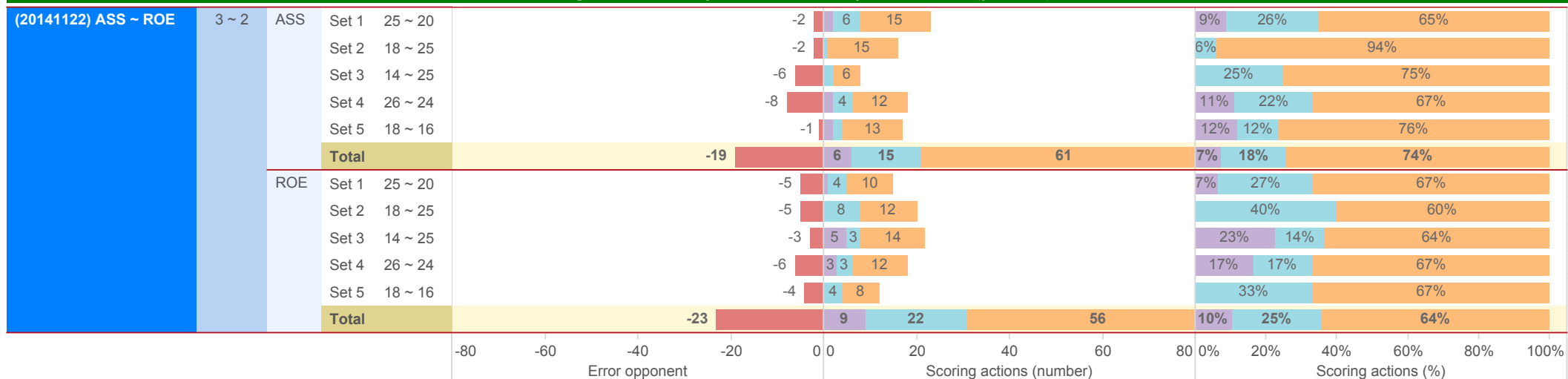
DATA

BelgiumVolleyStats.be
By Marnix Acar

© Trainerstuff.be
By Wouter Laroy

VIZ

(20141122) ASS ~ ROE (3 ~ 2)
Scoring Actions Analyzed: how were points made (per set)



S - Serve B - Block A - Attack



2014-2015

DATA

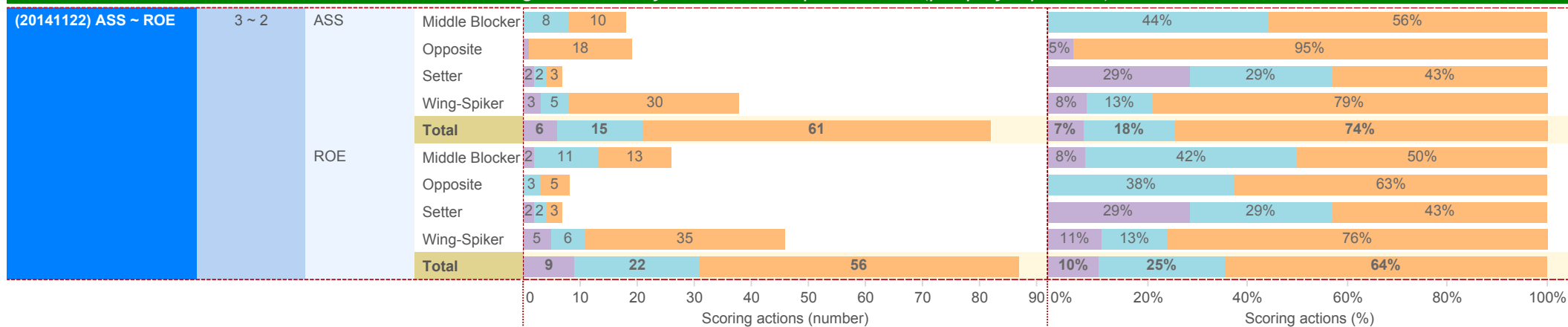
BelgiumVolleyStats.be
By Marnix Acar

© Trainerstuff.be
By Wouter Laroy

VIZ

(20141122) ASS ~ ROE (3 ~ 2)

Scoring Actions Analyzed: how were points made (per player position)



S - Serve B - Block A - Attack



2014-2015

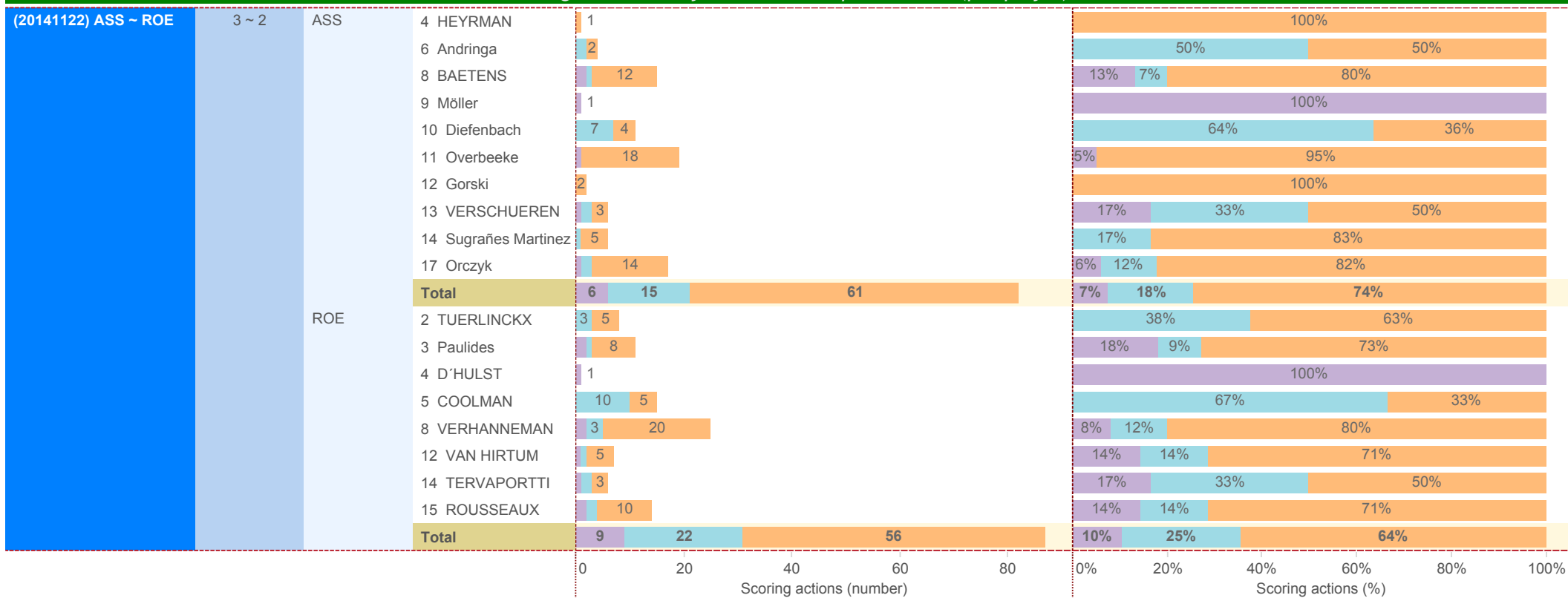
DATA

BelgiumVolleyStats.be
By Marnix Acar

© Trainerstuff.be
By Wouter Laroy

VIZ

(20141122) ASS ~ ROE (3 ~ 2)
Scoring Actions Analyzed: how were points made (per player)



S - Serve B - Block A - Attack



2014-2015

DATA

BelgiumVolleyStats.be
By Marnix Acar

© Trainerstuff.be
By Wouter Laroy

VIZ

(20141122) ASS ~ ROE (3 ~ 2)
Skills in detail (per player position): Attack/Block

Category	Skill	Game 1		Game 2		Game 3		Game 4		Game 5		Game 6		Total	EFF																
		#	%	#	%	#	%	#	%	#	%	#	%																		
A - Attack	ASS	Middle Blocker	10 (40%)	3 (12%)	1 (9%)	3 (12%)	7 (28%)	2 (8%)	25	4%				43	19%																
		Opposite	18 (42%)	8 (19%)	1 (9%)	6 (14%)	4 (9%)	6 (14%)	5	40%				71	23%																
		Setter	3 (60%)			1 (20%)	1 (20%)																								
		Wing-Spiker	30 (42%)	11 (15%)	5 (14%)	10 (14%)	10 (14%)	4 (6%)																							
		Total	61 (42%)	22 (15%)	6 (15%)	20 (14%)	22 (15%)	12 (8%)	144	19%																					
	ROE	Middle Blocker	13 (54%)	3 (13%)	2 (20%)	4 (17%)	4 (17%)		24	38%				20	-10%																
		Opposite	5 (25%)	4 (20%)	2 (20%)	2 (10%)	4 (20%)	3 (15%)	3	100%				78	31%																
		Setter	3 (100%)																												
		Wing-Spiker	35 (45%)	11 (14%)	4 (9%)	17 (22%)	7 (9%)	4 (5%)																							
		Total	56 (45%)	18 (14%)	6 (12%)	23 (18%)	15 (12%)	7 (6%)	125	27%																					
B - Block	ASS	Middle Blocker	8 (26%)	4 (13%)	2 ()			17 (55%)	31	-29%				2	-50%																
		Opposite		1 (50%)				1 (50%)	9	-22%				15	-13%																
		Setter	2 (22%)	2 (22%)	1 ()			4 (44%)																							
		Wing-Spiker	5 (33%)		3 ()			7 (47%)																							
		Total	15 (26%)	7 (12%)	6 ()			29 (51%)	57	-25%																					
	ROE	Middle Blocker	11 (31%)	4 (11%)	2 ()	3 (9%)		15 (43%)	35	-11%				9	-22%																
		Opposite	3 (33%)		1 ()			5 (56%)	12	-42%				26	-19%																
		Setter	2 (17%)	1 (8%)	1 ()	1 (8%)		7 (58%)																							
		Wing-Spiker	6 (23%)	4 (15%)	2 ()	3 (12%)		11 (42%)																							
		Total	22 (27%)	9 (11%)	6 ()	7 (9%)		38 (46%)	82	-20%																					
		0	50	100	0	10	20	30	0	5	10	0	10	20	30	40	0	10	20	30	0	20	40	60	0	50	100	150	-100%	0%	100%
		#			+			!			-			/			=			Count of SKILL			EFF								



2014-2015

DATA

BelgiumVolleyStats.be
By Marnix Acar

© Trainerstuff.be
By Wouter Laroy

VIZ

(20141122) ASS ~ ROE (3 ~ 2)
Skills in detail (per player position): Serve/Reception

Skill	Position	Game 1						Game 2		Total	Eff
		#	+	!	-	/	=	Count of SKILL	EFF		
S - Serve	ASS	Middle Blocker	8 (28%)	12 ()	6 (21%)	3 (10%)	29	-10%			
		Opposite	1 (7%)	3 (21%)	4 (29%)	2 (14%)	14	-7%			
		Setter	2 (8%)	5 (20%)	5 (20%)	3 (12%)	25	-4%			
		Wing-Spiker	3 (9%)	6 (19%)	6 (19%)	3 (9%)	32	0%			
		Total	6 (6%)	22 (22%)	32 (8%)	21 (21%)	8 (8%)	11 (11%)	100	-5%	
	ROE	Middle Blocker	2 (6%)	10 (31%)	9 (6%)	6 (19%)	2 (6%)	3 (9%)	32	-3%	
		Opposite		2 (20%)	1 ()	4 (40%)		3 (30%)	10	-30%	
		Setter	2 (9%)	8 (36%)	8 ()	3 (14%)		1 (5%)	22	5%	
		Wing-Spiker	5 (11%)	9 (19%)	17 (2%)	12 (26%)	1 (2%)	3 (6%)	47	4%	
		Total	9 (8%)	29 (26%)	35 (3%)	25 (23%)	3 (3%)	10 (9%)	111	-1%	
R - Reception	ASS	Libero	9 (38%)	9 (38%)	2 (4%)	3 (13%)	1 (4%)		24	0%	
		Middle Blocker			1 ()				1	0%	
		Wing-Spiker	16 (21%)	26 (34%)	14 (3%)	9 (12%)	2 (3%)	9 (12%)	76	-12%	
		Total	25 (25%)	35 (35%)	17 (3%)	12 (12%)	3 (3%)	9 (9%)	101	-9%	
	ROE	Libero	9 (31%)	7 (24%)	4 (7%)	5 (17%)	2 (7%)	2 (7%)	29	-7%	
		Middle Blocker		1 (100%)					1	0%	
		Setter			1 ()				1	0%	
		Wing-Spiker	12 (21%)	24 (41%)	8 (10%)	4 (7%)	6 (10%)	4 (7%)	58	-7%	
		Total	21 (24%)	32 (36%)	13 (9%)	9 (10%)	8 (9%)	6 (7%)	89	-7%	



2014-2015

DATA

BelgiumVolleyStats.be
By Marnix Acar

© Trainerstuff.be
By Wouter Laroy

VIZ

(20141122) ASS ~ ROE (3 ~ 2)

Skills in detail (per player): Attack

A - Attack		ASS	4 HEYRMAN	6 Andringa	8 BAETENS	9 Möller	10 Diefenbach	11 Overbeeke	12 Gorski	13 VERSCHUEREN	14 Sugrañes Martinez	17 Orczyk	Total	ROE	2 TUERLINCKX	3 Paulides	5 COOLMAN	8 VERHANNEMAN	12 VAN HIRTUM	14 TERVAPORTTI	15 ROUSSEAUX	Total	#	+	!	-	/	=	Count of SKILL	EFF
			1 (100%)	2 (17%)	12 (38%)	4 (33%)	18 (42%)	2 (40%)	3 (75%)	5 (42%)	14 (64%)	61 (42%)			5 (25%)	8 (67%)	5 (42%)	20 (51%)	5 (50%)	3 (100%)	10 (34%)	56 (45%)								
			1 (33%)	2 (17%)	8 (25%)	2 (17%)	8 (19%)	1 (20%)	1 (20%)	1 (8%)	1 (9%)	22 (15%)			4 (20%)	2 (17%)	1 (8%)	6 (15%)	5 (17%)	5 (17%)	1 (7%)	18 (14%)								
			3 (25%)	3 (25%)	5 (16%)	1 (100%)	6 (14%)	6 (14%)	2 (40%)	1 (25%)	3 (25%)	2 (9%)	20 (14%)		2 (10%)	1 (8%)	3 (25%)	7 (18%)	3 (30%)	7 (24%)	7 (24%)	23 (18%)								
			4 (33%)	4 (33%)	2 (6%)	4 (33%)	4 (9%)	4 (9%)	2 (40%)	1 (25%)	3 (25%)	2 (9%)	22 (15%)		4 (20%)	1 (8%)	3 (25%)	3 (8%)	2 (20%)	2 (7%)	2 (7%)	15 (12%)								
			1 (3%)	1 (3%)	1 (3%)	6 (14%)	6 (14%)	6 (14%)	2 (40%)	2 (17%)	3 (14%)	12 (8%)		3 (15%)	3 (15%)	3 (15%)	3 (8%)	3 (8%)	4 (14%)	4 (14%)	7 (6%)	125								
			1	12	32	1	43	5	4	12	22	144		20	12	12	39	10	3	29	125									
			100%	-17%	28%	0%	19%	0%	50%	0%	41%	19%		-10%	58%	17%	44%	30%	100%	14%	27%									



2014-2015

DATA

BelgiumVolleyStats.be
By Marnix Acar

© Trainerstuff.be
By Wouter Laroy

VIZ

(20141122) ASS ~ ROE (3 ~ 2)
Skills in detail (per player): Block

B - Block	Skill	Game Won (Green)					Game Lost (Red)					Count of SKILL	EFF	
		#	+	!	-	/	#	+	!	-	/			
ASS	6 Andringa	2 (33%)					1 (0)					3 (50%)	6	-17%
	8 BAETENS	1 (50%)										1 (50%)	2	0%
	10 Diefenbach	7 (39%)					1 (0)					9 (50%)	18	-11%
	11 Overbeeke						1 (50%)					1 (50%)	2	-50%
	13 VERSCHUEREN	2 (22%)					1 (0)					4 (44%)	9	-22%
	14 Sugrañes Martinez	1 (8%)					1 (0)					8 (62%)	13	-54%
	17 Orczyk	2 (29%)					2 (0)					3 (43%)	7	-14%
	Total	15 (26%)	7 (12%)	6 (0)	7 (9%)	3 (21%)	29 (51%)	57	-25%					
ROE	2 TUERLINCKX	3 (33%)					1 (0)					5 (56%)	9	-22%
	3 Paulides	1 (9%)										5 (45%)	11	-36%
	5 COOLMAN	10 (42%)					2 (0)					10 (42%)	24	0%
	8 VERHANNEMAN	3 (33%)										4 (44%)	9	-11%
	12 VAN HIRTUM	1 (33%)										1 (33%)	3	0%
	14 TERVAPORTTI	2 (17%)					1 (0)					7 (58%)	12	-42%
	15 ROUSSEAU	2 (14%)					2 (0)					6 (43%)	14	-29%
	Total	22 (27%)	9 (11%)	6 (0)	7 (9%)	3 (21%)	38 (46%)	82	-20%					
		#	+	!	-	/	=					Count of SKILL	EFF	



2014-2015

DATA

BelgiumVolleyStats.be
By Marnix Acar

© Trainerstuff.be
By Wouter Laroy

VIZ

(20141122) ASS ~ ROE (3 ~ 2)
Skills in detail (per player): Serve

S - Serve	Player	Game Won (Green)						Game Lost (Red)		Count of SKILL	EFF
		#	+	!	-	/	=	Count of SKILL	EFF		
S - Serve	ASS	4 HEYRMAN			1 (0)					1	0%
	6 Andringa		1 (33%)		2 (0)				3	0%	
	8 BAETENS	2 (13%)	3 (20%)	6 (0)	4 (27%)				15	13%	
	9 Möller	1 (25%)		1 (0)	1 (25%)		1 (25%)		4	0%	
	10 Diefenbach		4 (31%)	3 (0)	4 (31%)		2 (15%)		13	-15%	
	11 Overbeeke	1 (7%)	3 (21%)	1 (21%)	4 (29%)	3 (21%)	2 (14%)		14	-7%	
	12 Gorski			1 (0)			1 (50%)		2	-50%	
	13 VERSCHUEREN	1 (5%)	5 (24%)	6 (14%)	4 (19%)	3 (14%)	2 (10%)		21	-5%	
	14 Sugrañes Martinez		4 (27%)	8 (0)	2 (13%)		1 (7%)		15	-7%	
	17 Orczyk	1 (8%)	2 (17%)	3 (17%)	2 (17%)	2 (17%)	2 (17%)		12	-8%	
	Total	6 (6%)	22 (22%)	32 (8%)	21 (21%)	8 (8%)	11 (11%)		100	-5%	
	ROE	2 TUERLINCKX		2 (20%)	1 (0)	4 (40%)		3 (30%)		10	-30%
		3 Paulides	2 (18%)	2 (18%)	2 (9%)	1 (9%)	1 (9%)	3 (27%)		11	-9%
		4 D'HULST	1 (50%)		1 (0)					2	50%
		5 COOLMAN		8 (42%)	6 (5%)	4 (21%)	1 (5%)			19	0%
		8 VERHANNEMAN	2 (10%)	6 (30%)	5 (5%)	4 (20%)	1 (5%)	2 (10%)		20	0%
		9 VAN DE VELDE			1 (0)	1 (50%)				2	0%
		12 VAN HIRTUM	1 (11%)	1 (11%)	5 (0)	2 (22%)				9	11%
		14 TERVAPORTTI	1 (5%)	8 (40%)	7 (0)	3 (15%)		1 (5%)		20	0%
15 ROUSSEAU		2 (11%)	2 (11%)	7 (0)	6 (33%)		1 (6%)		18	6%	
Total		9 (8%)	29 (26%)	35 (3%)	25 (23%)	3 (3%)	10 (9%)		111	-1%	
		#	+	!	-	/	=	Count of SKILL	EFF		



2014-2015

DATA

BelgiumVolleyStats.be
By Marnix Acar

© Trainerstuff.be
By Wouter Laroy

VIZ

(20141122) ASS ~ ROE (3 ~ 2)
Skills in detail (per player): Reception

R - Reception	ASS	6 Andringa	7 Sparidans	8 BAETENS	10 Diefenbach	12 Gorski	17 Orczyk	Total	ROE	3 Paulides	8 VERHANNEMAN	11 CLAES	12 VAN HIRTUM	14 TERVAPORTTI	15 ROUSSEAU	Total	#	+	!	-	/	=	Count of SKILL	EFF
		7 (28%)	9 (38%)	7 (26%)			2 (9%)	25 (25%)		1 (100%)	7 (23%)	9 (31%)			5 (22%)	21 (24%)							25	-4%
		7 (28%)	9 (38%)	10 (37%)	1 ()		9 (39%)	35 (35%)		1 (100%)	15 (48%)	7 (24%)	3 (75%)		6 (26%)	32 (36%)							24	0%
		4 (4%)	2 (4%)	4 (4%)	1 ()		6 ()	17 (3%)		2 (10%)	2 (10%)	4 (7%)	1 (25%)		6 (13%)	13 (9%)							27	-11%
		5 (20%)	3 (13%)	2 (7%)			2 (9%)	12 (12%)		1 (3%)	1 (3%)	5 (17%)	1 (25%)		2 (9%)	9 (10%)							1	0%
		1 (4%)	1 (4%)	1 (4%)			4 (17%)	3 (3%)		3 (10%)	3 (10%)	2 (7%)			3 (13%)	8 (9%)							1	-100%
		1 (4%)	3 (11%)	3 (11%)			23	9 (9%)		3 (10%)	3 (10%)	2 (7%)			1 (4%)	6 (7%)							23	-17%
		101	101	101	101	101	101	101		89	89	89	89	89	89	89							101	-9%
		1	1	1	1	1	1	1		1	1	1	1	1	1	1							1	0%
		4	4	4	4	4	4	4		4	4	4	4	4	4	4							4	-10%
		29	29	29	29	29	29	29		29	29	29	29	29	29	29							29	-7%
		4	4	4	4	4	4	4		4	4	4	4	4	4	4							4	0%
		1	1	1	1	1	1	1		1	1	1	1	1	1	1							1	0%
		23	23	23	23	23	23	23		23	23	23	23	23	23	23							23	-4%
		89	89	89	89	89	89	89		89	89	89	89	89	89	89							89	-7%