



2014-2015

DATA

**BelgiumVolleyStats.be**  
By Marnix Acar

© **Trainerstuff.be**  
By Wouter Laroy

VIZ

Scouting data provided by: Marnix Acar - www.BelgiumVolleyStats.be

Data processing and vizualization: Wouter Laroy - www.trainerstuff.be

Questions/Remarks/Suggestions: info@belgiumvolleystats.be - wouterstrainerstuff@gmail.com

		(20141116) WAR ~ MEN				Grand Total	
		1 ~ 3					
		Set 1	Set 2	Set 3	Set 4		
		13 ~ 25	19 ~ 25	25 ~ 21	26 ~ 28		
MEN	1 VAN HAARLEM	Setter	13	9	9	16	38 9
	3 SINNESAEEL	Middle Blocker	10	12	12	8	30 12
	5 Martinez Gion	Wing-Spiker				3	3
	6 LEMAY	Libero	1	3	4	7	11 4
	7 Louati	Wing-Spiker	18	15	23	21	54 23
	8 VER EECKE	Wing-Spiker	12	21	12	24	57 12
	9 BALDUYCK	Opposite	13	6	8		19 8
	10 COX	Opposite			9	22	22 9
	11 DELANGHE	Middle Blocker	5	7	7	9	21 7
	14 COSEMANS	Setter			7		7
WAR	1 COUCKE	Wing-Spiker			1		1
	2 POELMAN	Middle Blocker	2	3	9	8	9 13
	4 DE BRABANDERE	Wing-Spiker	16	14	14	17	14 47
	5 SOPHIE	Setter	16	15	17	18	17 49
	7 DEVILLE	Middle Blocker	4	4			8
	8 BACKAERT	Middle Blocker	7	13	8	7	8 27
	9 De Schrijver	Wing-Spiker	13	20	17	28	17 61
	10 VERBOOMEN	Libero	12	11	9	12	9 35
	14 WAGENER	Setter	3	1	1	3	7
	18 Bacci Ramos	Opposite	10	13	14	16	14 39

■ SET WON ■ SET LOST



2014-2015

DATA

BelgiumVolleyStats.be  
By Marnix Acar

© Trainerstuff.be  
By Wouter Laroy

VIZ

(20141116) WAR ~ MEN (1 ~ 3)  
Game analysis

TOI	ScoringActi..	TOIServe						OPPServe							
		TOISCORE			OPPSCORE			Total	TOISCORE			OPPSCORE			Total
		TOI	OPP	Total	TOI	OPP	Total		TOI	OPP	Total	TOI	OPP	Total	
MEN	A#	9		9		41	41	50	35		35	1	9	10	45
	S#	5		5				5				3		3	3
	A=		16	16				16		3	3	7		7	10
	A/		11	11	2		2	13		4	4	9		9	13
	S=				11		11	11		13	13				13
	E=		1	1			1	1		1	1				1
	<b>Total</b>	14	28	42	13	41	54	96	35	21	56	17	12	29	85
WAR	A#	9	1	10		35	35	45	41		41		9	9	50
	S#	3		3				3				5		5	5
	A=		7	7	3		3	10				16		16	16
	A/		9	9	4		4	13		2	2	11		11	13
	S=				13		13	13		11	11				11
	E=				1		1	1				1		1	1
	<b>Total</b>	12	17	29	21	35	56	85	41	13	54	28	14	42	96

Attack

Block

Serve

Reception

		Count of SKILL	%SCORE	=SCORE%	EFF
10 COX	MEN	20	55%	10%	45%
4 DE BRABANDERE	WAR	24	54%	17%	38%
7 Louati	MEN	23	52%	22%	30%
8 VER EECKE	MEN	23	52%	22%	30%
5 SOPHIE	WAR	4	50%	25%	25%
11 DELANGHE	MEN	4	50%	0%	50%
8 BACKAERT	WAR	13	46%	23%	23%
3 SINNESAEEL	MEN	9	44%	11%	33%
2 POELMAN	WAR	10	40%	10%	30%
9 De Schrijver	WAR	30	40%	27%	13%
18 Bacci Ramos	WAR	34	38%	50%	-12%
7 DEVILLE	WAR	3	33%	0%	33%
9 BALDUYCK	MEN	13	31%	38%	-8%
1 VAN HAARLEM	MEN	3	0%	0%	0%

		Count of SKILL	#
11 DELANGHE	MEN	10	4
3 SINNESAEEL	MEN	14	3
7 Louati	MEN	6	3
2 POELMAN	WAR	6	2
4 DE BRABANDERE	WAR	5	2
5 SOPHIE	WAR	5	2
9 BALDUYCK	MEN	3	2
1 COUCKE	WAR	1	1
1 VAN HAARLEM	MEN	4	1
7 DEVILLE	WAR	1	1
8 BACKAERT	WAR	9	1
9 De Schrijver	WAR	5	1
10 COX	MEN	4	1
14 COSEMANS	MEN	1	1
18 Bacci Ramos	WAR	5	1
8 VER EECKE	MEN	1	1

		Count of SKILL	#%	%
9 De Schrijver	WAR	20	15%	15%
3 SINNESAEEL	MEN	17	12%	6%
9 BALDUYCK	MEN	11	9%	18%
11 DELANGHE	MEN	14	7%	14%
7 Louati	MEN	18	6%	17%
1 VAN HAARLEM	MEN	13		8%
2 POELMAN	WAR	5		40%
4 DE BRABANDERE	WAR	12		
5 SOPHIE	WAR	14		14%
7 DEVILLE	WAR	4		
8 BACKAERT	WAR	10		30%
8 VER EECKE	MEN	17		6%
10 COX	MEN	5		20%
14 COSEMANS	MEN	2		
14 WAGENER	WAR	6		
18 Bacci Ramos	WAR	14		21%

		Count of SKILL	#%	%	=%
4 DE BRABANDERE	WAR	20	40%	20%	
10 VERBOOMEN	WAR	44	30%	48%	5%
8 VER EECKE	MEN	25	24%	44%	4%
7 Louati	MEN	30	23%	37%	3%
9 De Schrijver	WAR	21	19%	33%	14%
6 LEMAY	MEN	15	13%	47%	
3 SINNESAEEL	MEN	1			100%
8 BACKAERT	WAR	1			
10 COX	MEN	1			

UPPER:  
TOI = Team of Interest = Team analyzed OPP = Opponent  
XXXServe = who served XXXSCORE = who got the point



2014-2015

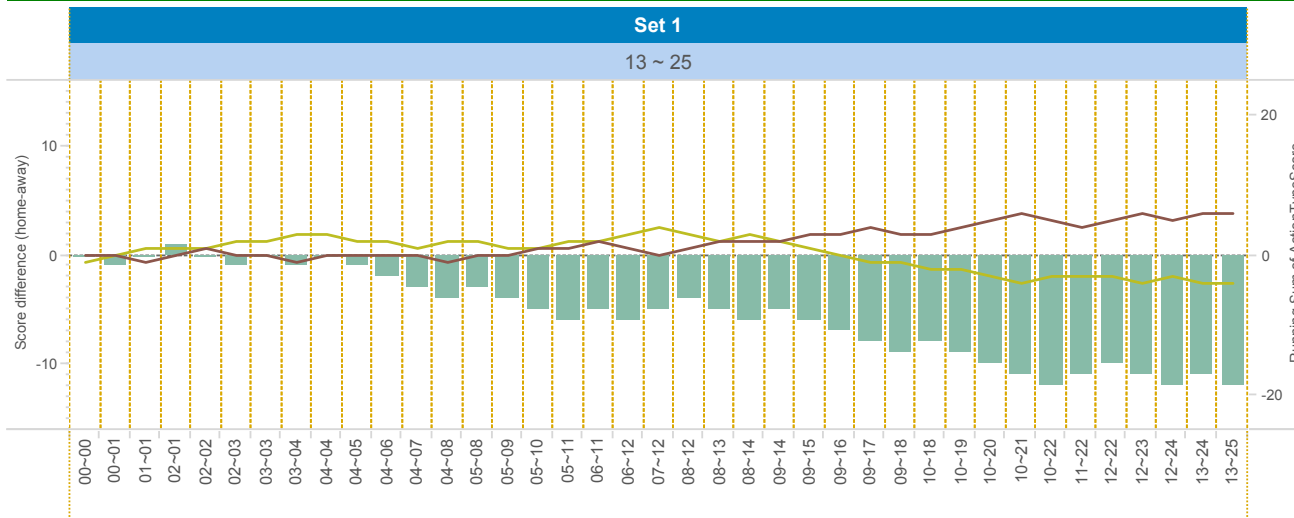
DATA

BelgiumVolleyStats.be  
By Marnix Acar

© Trainerstuff.be  
By Wouter Iaroy

VIZ

(20141116) WAR ~ MEN (1 ~ 3)  
Set analysis - Set 1



TEAM\_NAME

- MEN
- WAR

UPPER LEFT:

+1: A# - B# - S#    -1: A=, A/, B=, B/, S=, R=, D=, F=, S=

LOWER LEFT:

TOI = Team of Interest = Team analyzed    OPP = Opponent  
XXXServe = who served    XXXSCORE = who got the point

LOWER RIGHT:

Attack sorted on #SCORE

		Set 1													
		TOIServe						OPPServe							
		TOIScore			OPPScore			Total	TOIScore			OPPScore			Total
TOI	Scorin..	TOI	OPP	Total	TOI	OPP	Total		TOI	OPP	Total	TOI	OPP	Total	
MEN	A#	5		5		8	8	13	7		7			7	
	S#	2		2				2				1	1	1	
	A=		4	4				4		1	1		1	2	
	A/		2	2		1	1	3				1		1	
	S=					1	1	1		2	2			2	
	E=		1	1				1		1	1			1	
	<b>Total</b>		7	7	14	2	8	10	24	7	4	11	2	1	3
WAR	A#					7	7	7	8		8		5	5	13
	S#	1		1				1				2	2	2	
	A=		1	1		1	1	2				4	4	4	
	A/		1	1				1		1	1	2	2	3	
	S=					2	2	2		1	1			1	
	E=					1	1	1				1	1	1	
	<b>Total</b>		1	2	3	4	7	11	14	8	2	10	7	7	14

Attacking skills

		Count of SKILL	#SCORE	#SCORE%	NOSCORE	NOSCORE%	=SCORE	=SCORE%	EFF	
8	VER EECKE	MEN	7	6	86%	1	14%	0	0%	86%
4	DE BRABANDERE	WAR	7	4	57%	3	43%	0	0%	57%
9	BALDUYCK	MEN	5	3	60%	1	20%	1	20%	40%
7	Louati	MEN	4	2	50%	1	25%	1	25%	25%
9	De Schrijver	WAR	4	2	50%	2	50%	0	0%	50%
7	DEVILLE	WAR	1	1	100%	0	0%	0	0%	100%
11	DELANGHE	MEN	1	1	100%	0	0%	0	0%	100%
18	Bacci Ramos	WAR	8	1	13%	1	13%	6	75%	-63%
2	POELMAN	WAR	1	0	0%	1	100%	0	0%	0%
3	SINNESAEEL	MEN	2	0	0%	1	50%	1	50%	-50%
5	SOPHIE	WAR	1	0	0%	0	0%	1	100%	-100%
8	BACKAERT	WAR	3	0	0%	3	100%	0	0%	0%



2014-2015

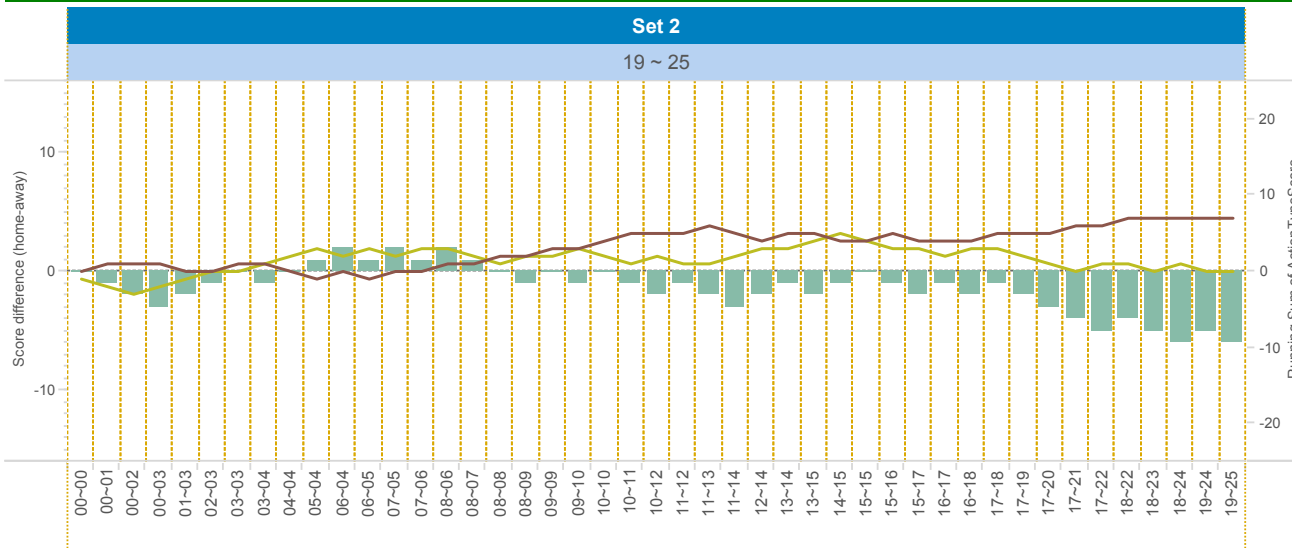
DATA

BelgiumVolleyStats.be  
By Marnix Acar

© Trainerstuff.be  
By Wouter Laroy

VIV

(20141116) WAR ~ MEN (1 ~ 3)  
Set analysis - Set 2



TEAM\_NAME

- MEN
- WAR

UPPER LEFT:

+1: A# - B# - S#    -1: A=, A/, B=, B/, S=, R=, D=, F=, S=

LOWER LEFT:

TOI = Team of Interest = Team analyzed    OPP = Opponent  
XXXServe = who served    XXXSCORE = who got the point

LOWER RIGHT:

Attack sorted on #SCORE

Attacking skills

		Set 2													
		TOIServe					OPPServe								
		TOIScore		OPPScore		Total	TOIScore		OPPScore		Total	Total			
TOI	Scorin..	TOI	OPP	Total	TOI	OPP	Total	TOI	OPP	Total	TOI	OPP	Total		
MEN	A#	1	1		12	12	13	9		9	2	2	11		
	S#	1		1			1			2		2	2		
	A=		6	6			6								
	A/		4	4			4			2		2	2		
	S=				1		1		4	4			4		
	<b>Total</b>	2	10	12	1	12	13	25	9	4	13	4	6	19	
WAR	A#	2		2	9	9	11	12		12	1	1	13		
	S#	2		2			2			1		1	1		
	A=									6		6	6		
	A/		2	2			2			4		4	4		
	S=				4		4	4		1	1		1		
	<b>Total</b>	4	2	6	4	9	13	19	12	1	13	10	2	12	25

		Count of SKILL	#SCORE	#SCORE%	NOSCORE	NOSCORE%	=SCORE	=SCORE%	EFF	
7	Louati	MEN	6	5	83%	1	17%	0	0%	83%
9	De Schrijver	WAR	8	4	50%	2	25%	2	25%	25%
18	Bacci Ramos	WAR	10	4	40%	1	10%	5	50%	-10%
8	BACKAERT	WAR	4	3	75%	0	0%	1	25%	50%
3	SINNESAEEL	MEN	4	2	50%	2	50%	0	0%	50%
4	DE BRABANDERE	WAR	4	2	50%	1	25%	1	25%	25%
8	VER EECKE	MEN	4	2	50%	2	50%	0	0%	50%
2	POELMAN	WAR	2	1	50%	0	0%	1	50%	0%
11	DELANGHE	MEN	2	1	50%	1	50%	0	0%	50%
7	DEVILLE	WAR	2	0	0%	2	100%	0	0%	0%
9	BALDUYCK	MEN	3	0	0%	1	33%	2	67%	-67%



2014-2015

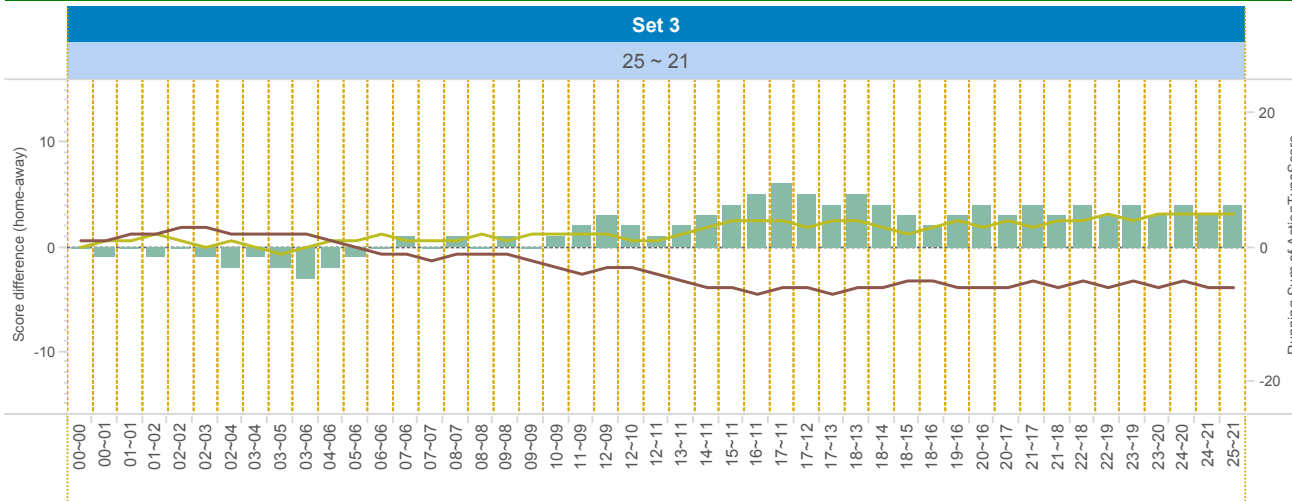
DATA

BelgiumVolleyStats.be  
By Marnix Acar

© Trainerstuff.be  
By Wouter Laroy

ZIV

(20141116) WAR ~ MEN (1 ~ 3)  
Set analysis - Set 3



TEAM\_NAME

- MEN
- WAR

UPPER LEFT:

+1: A# - B# - S#    -1: A=, A/, B=, B/, S=, R=, D=, F=, S=

LOWER LEFT:

TOI = Team of Interest = Team analyzed    OPP = Opponent  
XXXServe = who served    XXXSCORE = who got the point

LOWER RIGHT:

Attack sorted on #SCORE

		Set 3															
		TOIServe							OPPServe								
		TOIScore			OPPScore				Total	TOIScore			OPPScore				Total
TOI	Scorin..	TOI	OPP	Total	TOI	OPP	Total	TOI		OPP	Total	TOI	OPP	Total	TOI	OPP	
MEN	A#					11	11	11	10		10			2	2	12	
	A=		5	5			5							4		4	
	A/		1	1			1		1	1		4		4		5	
	S=				3		3	3	4	4							4
	<b>Total</b>			6	6	3	11	14	20	10	5	15	8	2	10		25
WAR	A#	2		2		10	10	12	11		11					11	
	A=		4	4			4						5		5		
	A/		4	4	1		1	5				1		1		1	
	S=				4		4	4		3	3					3	
	<b>Total</b>		2	8	10	5	10	15	25	11	3	14	6		6		20

Attacking skills

			Count of SKILL	#SCORE	#SCORE%	NOSCORE	NOSCORE%	=SCORE	=SCORE%	-SCORE%	EFF
4 DE BRABANDERE	WAR	7	4	57%	1	14%	2	29%	29%		
10 COX	MEN	7	4	57%	2	29%	1	14%	43%		
18 Bacci Ramos	WAR	7	4	57%	1	14%	2	29%	29%		
2 POELMAN	WAR	4	3	75%	1	25%	0	0%	75%		
3 SINNESAEEL	MEN	2	2	100%	0	0%	0	0%	100%		
7 Louati	MEN	7	2	29%	2	29%	3	43%	-14%		
8 BACKAERT	WAR	3	2	67%	0	0%	1	33%	33%		
8 VER EECKE	MEN	3	1	33%	0	0%	2	67%	-33%		
9 BALDUYCK	MEN	5	1	20%	2	40%	2	40%	-20%		
9 De Schrijver	WAR	5	1	20%	2	40%	2	40%	-20%		
5 SOPHIE	WAR	1	0	0%	1	100%	0	0%	0%		
11 DELANGHE	MEN	1	0	0%	1	100%	0	0%	0%		



2014-2015

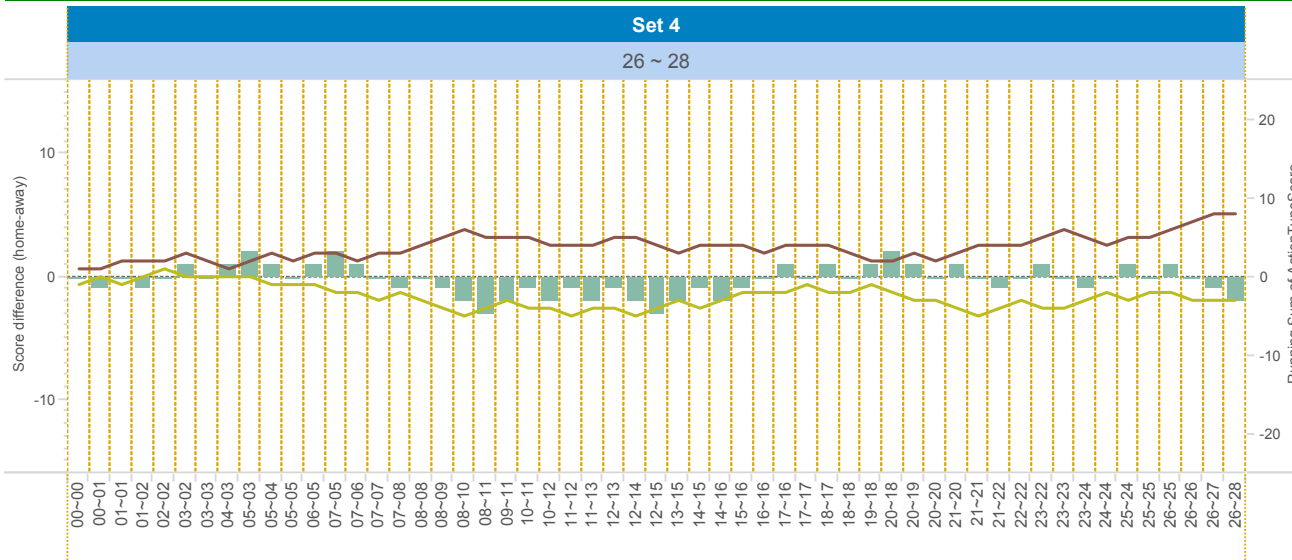
DATA

BelgiumVolleyStats.be  
By Marnix Acar

© Trainerstuff.be  
By Wouter Laroy

VIZ

(20141116) WAR ~ MEN (1 ~ 3)  
Set analysis - Set 4



TEAM\_NAME

- MEN
- WAR

UPPER LEFT:

+1: A# - B# - S#    -1: A=, A/, B=, B/, S=, R=, D=, F=, S=

LOWER LEFT:

TOI = Team of Interest = Team analyzed    OPP = Opponent  
XXXServe = who served    XXXSCORE = who got the point

LOWER RIGHT:

Attack sorted on #SCORE

Attacking skills

		Set 4													
		TOIServe						OPPServe							
		TOIScore		OPPScore		Total	TOIScore		OPPScore		Total	Total			
TOI	Scorin..	TOI	OPP	Total	TOI	OPP	Total	TOI	OPP	Total	TOI	OPP	Total		
MEN	A#	3		3		10	10	13		9		9	15		
	S#	2		2			2								
	A=		1	1			1		2	2		2	4		
	A/		4	4		1	1	5		3	3		5		
	S=				6	6	6		3	3			3		
	<b>Total</b>		5	5	10	7	10	17	27	9	8	17	5	5	10
WAR	A#	5	1	6		9	9	15		10		3	13		
	S#						2	2				2	2		
	A=		2	2		2	2	4			1	1	1		
	A/		2	2		3	3	5		1	1		5		
	S=				3	3	3		6	6			6		
	<b>Total</b>		5	5	10	8	9	17	27	10	7	17	5	5	10

		Count of SKILL	#SCORE	#SCORE%	NOSCORE	NOSCORE%	=SCORE	=SCORE%	EFF
10 COX	MEN	13	7	54%	5	38%	1	8%	46%
9 De Schrijver	WAR	13	5	38%	4	31%	4	31%	8%
18 Bacci Ramos	WAR	9	4	44%	1	11%	4	44%	0%
4 DE BRABANDERE	WAR	6	3	50%	2	33%	1	17%	33%
7 Louati	MEN	6	3	50%	2	33%	1	17%	33%
8 VER EECKE	MEN	9	3	33%	3	33%	3	33%	0%
5 SOPHIE	WAR	2	2	100%	0	0%	0	0%	100%
8 BACKAERT	WAR	3	1	33%	1	33%	1	33%	0%
1 VAN HAARLEM	MEN	3	0	0%	3	100%	0	0%	0%
2 POELMAN	WAR	3	0	0%	3	100%	0	0%	0%
3 SINNESAEL	MEN	1	0	0%	1	100%	0	0%	0%



2014-2015

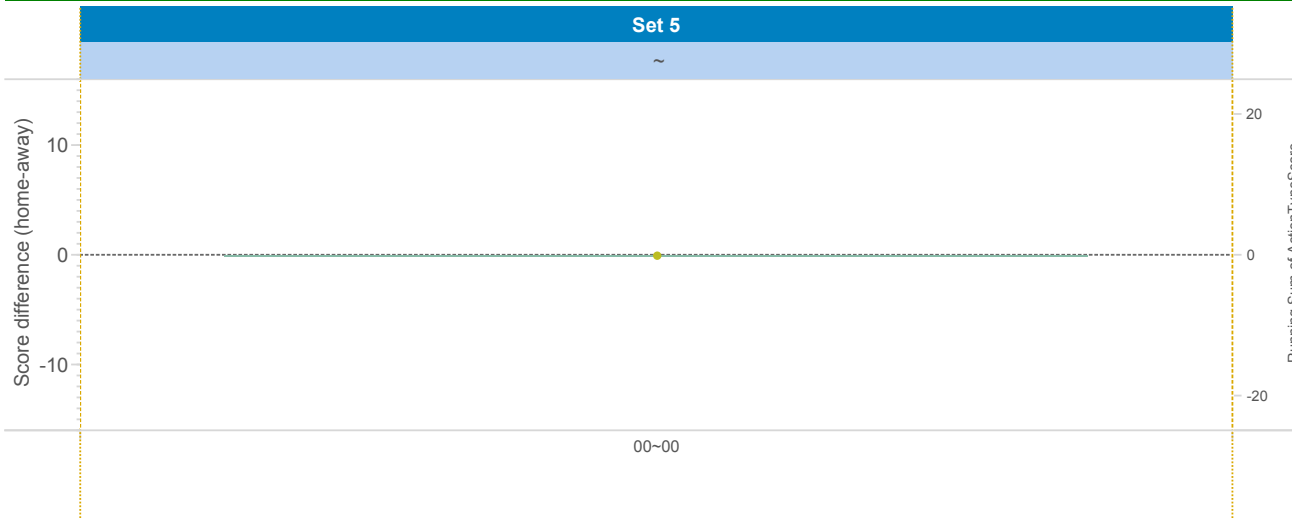
DATA

BelgiumVolleyStats.be  
By Marnix Acar

© Trainerstuff.be  
By Wouter Laroy

VIZ

(20141116) WAR ~ MEN (1 ~ 3)  
Set analysis - Set 5



TEAM\_NAME

WAR

UPPER LEFT:

+1: A# - B# - S# -1: A=, A/, B=, B/, S=, R=, D=, F=, S=

LOWER LEFT:

TOI = Team of Interest = Team analyzed OPP = Opponent  
XXXServe = who served XXXSCORE = who got the point

LOWER RIGHT:

Attack sorted on #SCORE

Attacking skills

		Count of SKILL	#SCORE	#SCORE%	NOSCORE	NOSCORE%	=SCORE	=SCORE%	EFF	
4	DE BRABANDERE	WAR	24	13	54%	7	29%	4	17%	38%
18	Bacci Ramos	WAR	34	13	38%	4	12%	17	50%	-12%
7	Louati	MEN	23	12	52%	6	26%	5	22%	30%
8	VER EECKE	MEN	23	12	52%	6	26%	5	22%	30%
9	De Schrijver	WAR	30	12	40%	10	33%	8	27%	13%
10	COX	MEN	20	11	55%	7	35%	2	10%	45%
8	BACKAERT	WAR	13	6	46%	4	31%	3	23%	23%
2	POELMAN	WAR	10	4	40%	5	50%	1	10%	30%
3	SINNESAEEL	MEN	9	4	44%	4	44%	1	11%	33%
9	BALDUYCK	MEN	13	4	31%	4	31%	5	38%	-8%
5	SOPHIE	WAR	4	2	50%	1	25%	1	25%	25%
11	DELANGHE	MEN	4	2	50%	2	50%	0	0%	50%
7	DEVILLE	WAR	3	1	33%	2	67%	0	0%	33%
1	VAN HAARLEM	MEN	3	0	0%	3	100%	0	0%	0%



2014-2015

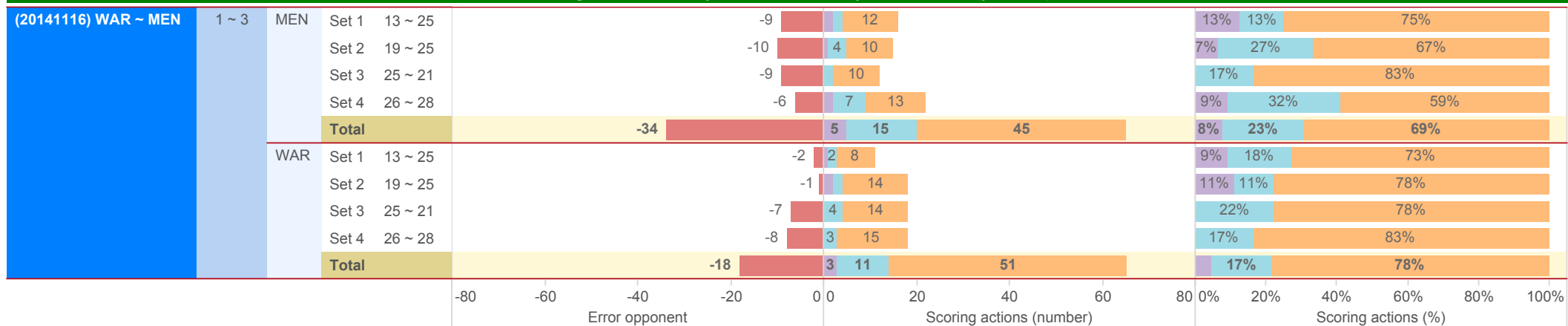
DATA

BelgiumVolleyStats.be  
By Marnix Acar

© Trainerstuff.be  
By Wouter Laroy

VIZ

(20141116) WAR ~ MEN (1 ~ 3)  
Scoring Actions Analyzed: how were points made (per set)



S - Serve    B - Block    A - Attack





2014-2015

DATA

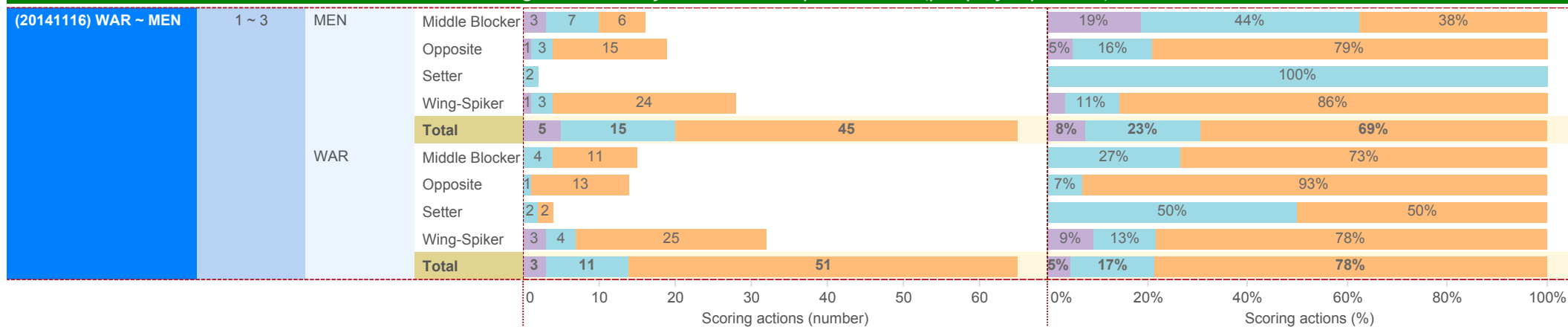
**BelgiumVolleyStats.be**  
By Marnix Acar

© **Trainerstuff.be**  
By Wouter Laroy

VIZ

**(20141116) WAR ~ MEN (1 ~ 3)**

Scoring Actions Analyzed: how were points made (per player position)



S - Serve    B - Block    A - Attack



2014-2015

DATA

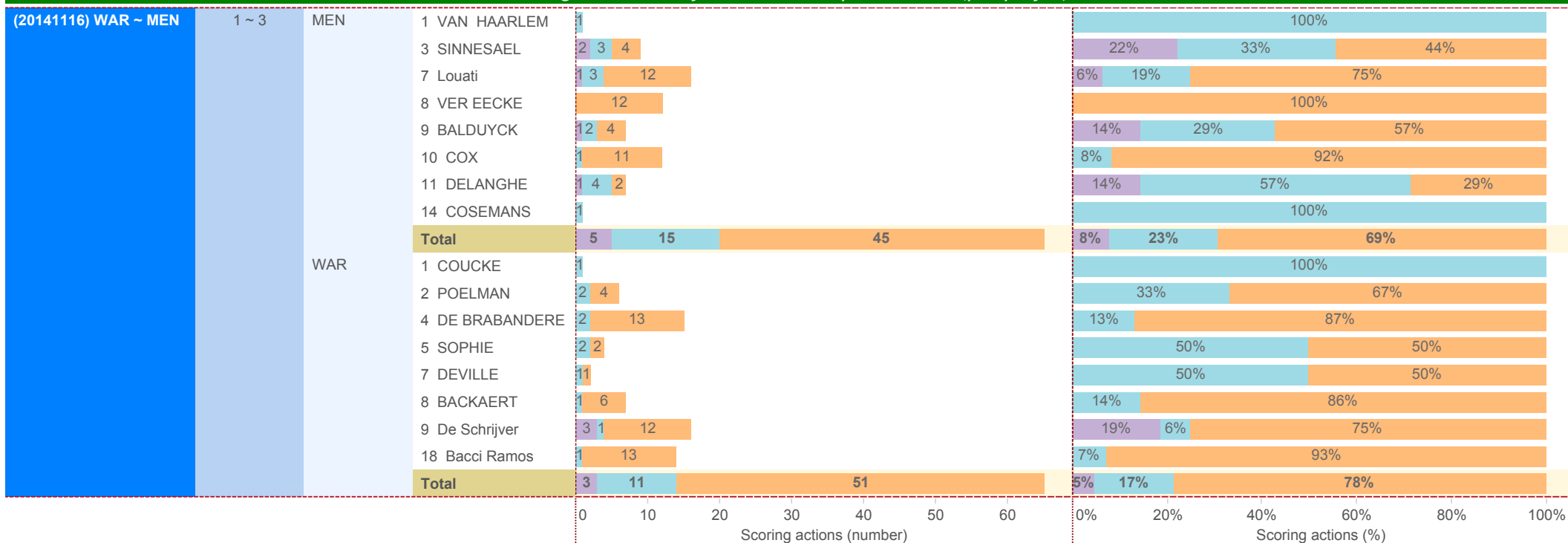
BelgiumVolleyStats.be  
By Marnix Acar

© Trainerstuff.be  
By Wouter Laroy

VIZ

(20141116) WAR ~ MEN (1 ~ 3)

Scoring Actions Analyzed: how were points made (per player)



S - Serve    B - Block    A - Attack



2014-2015

DATA

BelgiumVolleyStats.be  
By Marnix Acar

© Trainerstuff.be  
By Wouter Laroy

VIZ

(20141116) WAR ~ MEN (1 ~ 3)  
Skills in detail (per player position): Attack/Block

Category	Group	Position	Game Won		Game Lost		Total		Count of SKILL	EFF
			#	%	#	%	#	%		
A - Attack	MEN	Middle Blocker	6 (46%)	3 (23%)	3 (23%)	1 (8%)	13	38%		
		Opposite	15 (45%)	7 (21%)	4 (12%)	4 (12%)	33	24%		
		Setter	1 (33%)	2 (67%)	2 (67%)	3	0%			
		Wing-Spiker	24 (52%)	8 (17%)	4 (9%)	8 (17%)	2 (4%)	46	30%	
		<b>Total</b>	<b>45 (47%)</b>	<b>19 (20%)</b>	<b>13 (14%)</b>	<b>11 (12%)</b>	<b>7 (7%)</b>	<b>95</b>	<b>28%</b>	
	WAR	Middle Blocker	11 (42%)	11 (42%)	2 (8%)	2 (8%)	26	27%		
		Opposite	13 (38%)	3 (9%)	1 (3%)	7 (21%)	10 (29%)	34	-12%	
		Setter	2 (50%)	1 (25%)	1 (25%)	1 (25%)	4	25%		
		Wing-Spiker	25 (46%)	16 (30%)	1 (2%)	6 (11%)	6 (11%)	54	24%	
		<b>Total</b>	<b>51 (43%)</b>	<b>30 (25%)</b>	<b>3 (3%)</b>	<b>15 (13%)</b>	<b>19 (16%)</b>	<b>118</b>	<b>14%</b>	
B - Block	MEN	Middle Blocker	7 (29%)	1 (4%)	8 (33%)	8 (33%)	24	-4%		
		Opposite	3 (43%)	4 (57%)	4 (57%)	7	-14%			
		Setter	2 (40%)	1 (20%)	2 (40%)	5	0%			
		Wing-Spiker	3 (43%)	4 (57%)	4 (57%)	7	-14%			
		<b>Total</b>	<b>15 (35%)</b>	<b>1 (2%)</b>	<b>9 (21%)</b>	<b>18 (42%)</b>	<b>43</b>	<b>-7%</b>		
	WAR	Middle Blocker	4 (25%)	5 (31%)	1 (6%)	6 (38%)	16	-13%		
		Opposite	1 (20%)	1 (20%)	1 (20%)	3 (60%)	5	-40%		
		Setter	2 (40%)	2 (40%)	1 (20%)	1 (20%)	5	20%		
		Wing-Spiker	4 (36%)	1 (9%)	1 (9%)	5 (45%)	11	-9%		
		<b>Total</b>	<b>11 (30%)</b>	<b>8 (22%)</b>	<b>3 (8%)</b>	<b>15 (41%)</b>	<b>37</b>	<b>-11%</b>		



2014-2015

DATA

BelgiumVolleyStats.be  
By Marnix Acar

© Trainerstuff.be  
By Wouter Laroy

VIZ

(20141116) WAR ~ MEN (1 ~ 3)

Skills in detail (per player position): Serve/Reception

Skill	Position	Game 1					Game 2					Total	Eff	
		#	+	!	-	/	=	#	+	!	-			/
S - Serve	MEN	Middle Blocker	3 (10%)	6 (19%)	11 (0)	8 (26%)		3 (10%)					31	0%
		Opposite	1 (6%)	2 (13%)	7 (0)	3 (19%)		3 (19%)					16	-13%
		Setter		6 (40%)	3 (7%)	4 (27%)	1 (7%)	1 (7%)					15	-7%
		Wing-Spiker	1 (3%)	10 (29%)	10 (0)	10 (29%)		4 (11%)					35	-9%
		<b>Total</b>	<b>5 (5%)</b>	<b>24 (25%)</b>	<b>31 (1%)</b>	<b>25 (26%)</b>	<b>1 (1%)</b>	<b>11 (11%)</b>					<b>97</b>	<b>-6%</b>
	WAR	Middle Blocker		2 (11%)	11 (0)	1 (5%)		5 (26%)					19	-26%
		Opposite		4 (29%)	4 (7%)	2 (14%)	1 (7%)	3 (21%)					14	-21%
		Setter		9 (45%)	5 (5%)	3 (15%)	1 (5%)	2 (10%)					20	-10%
		Wing-Spiker	3 (9%)	7 (22%)	9 (3%)	9 (28%)	1 (3%)	3 (9%)					32	0%
		<b>Total</b>	<b>3 (4%)</b>	<b>22 (26%)</b>	<b>29 (4%)</b>	<b>15 (18%)</b>	<b>3 (4%)</b>	<b>13 (15%)</b>					<b>85</b>	<b>-12%</b>
R - Reception	MEN	Libero	2 (13%)	7 (47%)		4 (27%)	2 (13%)					15	0%	
		Middle Blocker						1 (100%)				1	-100%	
		Opposite				1 (100%)						1	0%	
		Wing-Spiker	13 (24%)	22 (40%)		17 (31%)	1 (2%)	2 (4%)				55	-4%	
		<b>Total</b>	<b>15 (21%)</b>	<b>29 (40%)</b>		<b>22 (31%)</b>	<b>3 (4%)</b>	<b>3 (4%)</b>				<b>72</b>	<b>-4%</b>	
	WAR	Libero	13 (30%)	21 (48%)		8 (18%)		2 (5%)				44	-5%	
		Middle Blocker				1 (100%)						1	0%	
		Wing-Spiker	12 (29%)	11 (27%)		14 (34%)	1 (2%)	3 (7%)				41	-7%	
		<b>Total</b>	<b>25 (29%)</b>	<b>32 (37%)</b>		<b>23 (27%)</b>	<b>1 (1%)</b>	<b>5 (6%)</b>				<b>86</b>	<b>-6%</b>	



2014-2015

DATA

BelgiumVolleyStats.be  
By Marnix Acar

© Trainerstuff.be  
By Wouter Laroy

VIZ

(20141116) WAR ~ MEN (1 ~ 3)

Skills in detail (per player): Attack

A - Attack	MEN											Count of SKILL	EFF
		#	+	!	-	/	=						
		1 VAN HAARLEM		1 (33%)			2 (67%)			3		0%	
		3 SINNESAEEL	4 (44%)	2 (22%)		2 (22%)		1 (11%)		9		33%	
		7 Louati	12 (52%)	4 (17%)		2 (9%)		3 (13%)	2 (9%)	23		30%	
		8 VER EECKE	12 (52%)	4 (17%)		2 (9%)		5 (22%)		23		30%	
		9 BALDUYCK	4 (31%)	2 (15%)		2 (15%)		3 (23%)	2 (15%)	13	-8%		
		10 COX	11 (55%)	5 (25%)		2 (10%)		2 (10%)		20		45%	
		11 DELANGHE	2 (50%)	1 (25%)		1 (25%)				4		50%	
		<b>Total</b>	<b>45 (47%)</b>	<b>19 (20%)</b>		<b>13 (14%)</b>		<b>11 (12%)</b>	<b>7 (7%)</b>	<b>95</b>		<b>28%</b>	
	WAR	2 POELMAN	4 (40%)	5 (50%)				1 (10%)		10		30%	
		4 DE BRABANDERE	13 (54%)	6 (25%)		1 (4%)		4 (17%)		24		38%	
		5 SOPHIE	2 (50%)			1 (25%)		1 (25%)		4		25%	
		7 DEVILLE	1 (33%)	2 (67%)						3		33%	
		8 BACKAERT	6 (46%)	4 (31%)			2 (15%)	1 (8%)		13		23%	
		9 De Schrijver	12 (40%)	10 (33%)			6 (20%)	2 (7%)		30		13%	
		18 Bacci Ramos	13 (38%)	3 (9%)		1 (3%)	7 (21%)	10 (29%)		34		-12%	
		<b>Total</b>	<b>51 (43%)</b>	<b>30 (25%)</b>		<b>3 (3%)</b>	<b>15 (13%)</b>	<b>19 (16%)</b>		<b>118</b>		<b>14%</b>	
			#	+	!	-	/	=			Count of SKILL	EFF	



2014-2015

DATA

BelgiumVolleyStats.be  
By Marnix Acar

© Trainerstuff.be  
By Wouter Laroy

VIZ

(20141116) WAR ~ MEN (1 ~ 3)  
Skills in detail (per player): Block

B - Block	MEN	Skills in detail (per player): Block									
		#	+	!	-	/	=	Count of SKILL	EFF		
B - Block	MEN	1 VAN HAARLEM	1 (25%)			1 (25%)		2 (50%)	4	-25%	
		3 SINNESAELE	3 (21%)	1 (7%)		3 (21%)		7 (50%)	14	-29%	
		7 Louati	3 (50%)					3 (50%)	6	0%	
		8 VER EECKE						1 (100%)	1	-100%	
		9 BALDUYCK	2 (67%)					1 (33%)	3	33%	
		10 COX	1 (25%)					3 (75%)	4	-50%	
		11 DELANGHE	4 (40%)			5 (50%)		1 (10%)	10	30%	
		14 COSEMANS	1 (100%)						1	100%	
		<b>Total</b>	<b>15 (35%)</b>	<b>1 (2%)</b>		<b>9 (21%)</b>		<b>18 (42%)</b>	<b>43</b>	<b>-7%</b>	
		B - Block	WAR	1 COUCKE	1 (100%)					1	100%
2 POELMAN	2 (33%)			1 (17%)			3 (50%)	6	-17%		
4 DE BRABANDERE	2 (40%)			1 (20%)			2 (40%)	5	0%		
5 SOPHIE	2 (40%)			2 (40%)			1 (20%)	5	20%		
7 DEVILLE	1 (100%)							1	100%		
8 BACKAERT	1 (11%)			4 (44%)		1 (11%)		3 (33%)	9	-22%	
9 De Schrijver	1 (20%)					1 (20%)		3 (60%)	5	-40%	
18 Bacci Ramos	1 (20%)					1 (20%)		3 (60%)	5	-40%	
<b>Total</b>	<b>11 (30%)</b>			<b>8 (22%)</b>		<b>3 (8%)</b>		<b>15 (41%)</b>	<b>37</b>	<b>-11%</b>	
				#	+	!	-	/	=	Count of SKILL	EFF



2014-2015

DATA

BelgiumVolleyStats.be  
By Marnix Acar

© Trainerstuff.be  
By Wouter Laroy

VIZ

(20141116) WAR ~ MEN (1 ~ 3)

Skills in detail (per player): Serve

S - Serve	MEN	Skill Breakdown							Count of SKILL	EFF
		#	+	!	-	/	=			
	1 VAN HAARLEM		5 (38%)	2 (8%)	4 (31%)	1 (8%)	1 (8%)	13	-8%	
	3 SINNESAEEL	2 (12%)	1 (6%)	9 ()	4 (24%)		1 (6%)	17	6%	
	7 Louati	1 (6%)	5 (28%)	4 ()	5 (28%)		3 (17%)	18	-11%	
	8 VER EECKE		5 (29%)	6 ()	5 (29%)		1 (6%)	17	-6%	
	9 BALDUYCK	1 (9%)	2 (18%)	4 ()	2 (18%)		2 (18%)	11	-9%	
	10 COX			3 ()	1 (20%)		1 (20%)	5	-20%	
	11 DELANGHE	1 (7%)	5 (36%)	2 ()	4 (29%)		2 (14%)	14	-7%	
	14 COSEMANS		1 (50%)	1 ()				2	0%	
	<b>Total</b>	<b>5 (5%)</b>	<b>24 (25%)</b>	<b>31 (1%)</b>	<b>25 (26%)</b>	<b>1 (1%)</b>	<b>11 (11%)</b>	<b>97</b>	<b>-6%</b>	
	WAR			3 ()			2 (40%)	5	-40%	
	2 POELMAN			6 ()	5 (42%)			12	0%	
	4 DE BRABANDERE		1 (8%)		2 (14%)		2 (14%)	14	-14%	
	5 SOPHIE		7 (50%)	3 ()				4	0%	
	7 DEVILLE		1 (25%)	3 ()				10	-30%	
	8 BACKAERT		1 (10%)	5 ()	1 (10%)		3 (30%)	20	0%	
	9 De Schrijver	3 (15%)	6 (30%)	3 (5%)	4 (20%)	1 (5%)	3 (15%)	6	0%	
	14 WAGENER		2 (33%)	2 (17%)	1 (17%)	1 (17%)		14	-21%	
	18 Bacci Ramos		4 (29%)	4 (7%)	2 (14%)	1 (7%)	3 (21%)	85	-12%	
	<b>Total</b>	<b>3 (4%)</b>	<b>22 (26%)</b>	<b>29 (4%)</b>	<b>15 (18%)</b>	<b>3 (4%)</b>	<b>13 (15%)</b>	<b>85</b>	<b>-12%</b>	
		#	+	!	-	/	=	Count of SKILL	EFF	



2014-2015

DATA

BelgiumVolleyStats.be  
By Marnix Acar

© Trainerstuff.be  
By Wouter Laroy

VIZ

(20141116) WAR ~ MEN (1 ~ 3)  
Skills in detail (per player): Reception

R - Reception	MEN	Player	Game Status						Count of SKILL	EFF
			#	+	!	-	/	=		
		3 SINNESAEL						1 (100%)	1	-100%
		6 LEMAY	2 (13%)	7 (47%)		4 (27%)	2 (13%)		15	0%
		7 Louati	7 (23%)	11 (37%)		10 (33%)	1 (3%)	1 (3%)	30	-3%
		8 VER EECKE	6 (24%)	11 (44%)		7 (28%)		1 (4%)	25	-4%
		10 COX				1 (100%)			1	0%
		<b>Total</b>	<b>15 (21%)</b>	<b>29 (40%)</b>		<b>22 (31%)</b>	<b>3 (4%)</b>	<b>3 (4%)</b>	<b>72</b>	<b>-4%</b>
	WAR	4 DE BRABANDERE	8 (40%)	4 (20%)		7 (35%)	1 (5%)		20	0%
		8 BACKAERT				1 (100%)			1	0%
		9 De Schrijver	4 (19%)	7 (33%)		7 (33%)		3 (14%)	21	-14%
		10 VERBOOMEN	13 (30%)	21 (48%)		8 (18%)		2 (5%)	44	-5%
		<b>Total</b>	<b>25 (29%)</b>	<b>32 (37%)</b>		<b>23 (27%)</b>	<b>1 (1%)</b>	<b>5 (6%)</b>	<b>86</b>	<b>-6%</b>
			#	+	!	-	/	=	Count of SKILL	EFF