



2014-2015

DATA

**BelgiumVolleyStats.be**  
By Marnix Acar

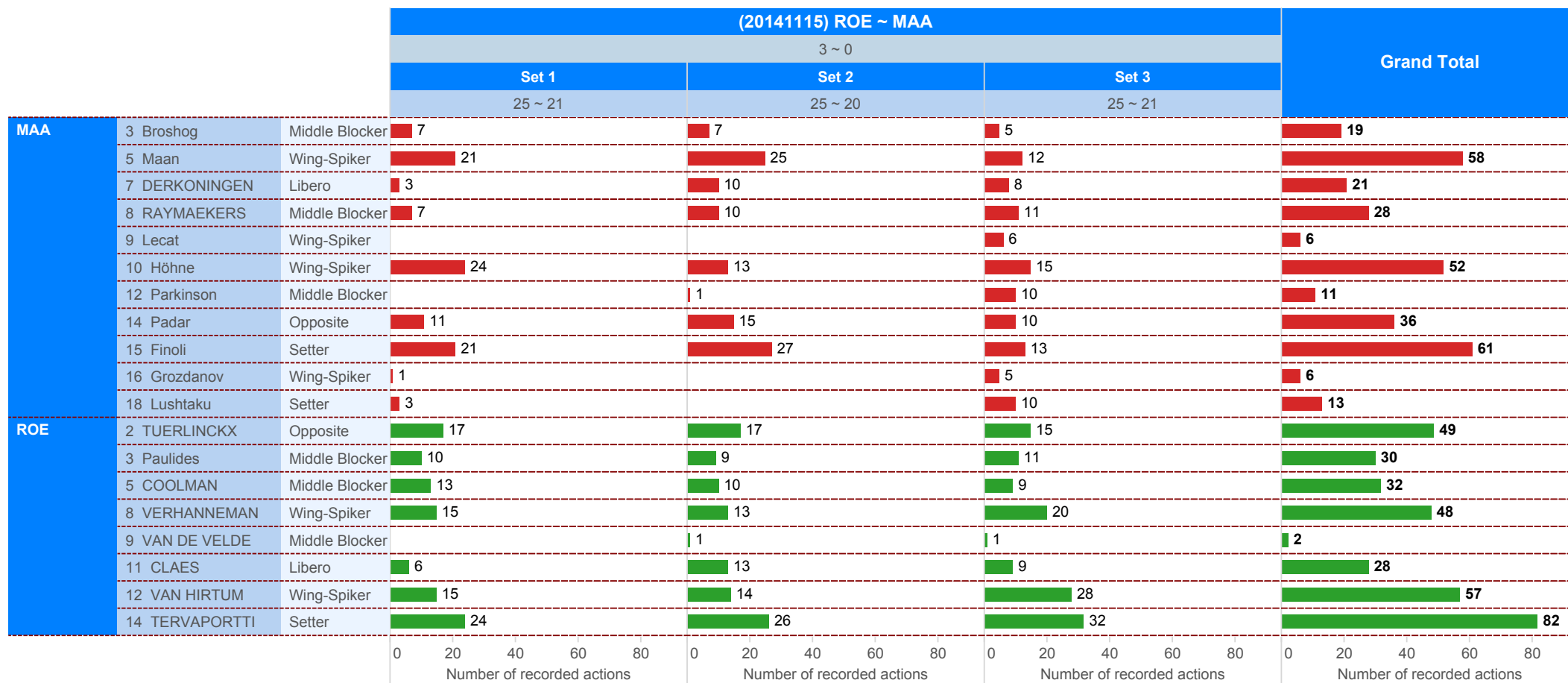
© **Trainerstuff.be**  
By Wouter Laroy

VIZ

Scouting data provided by: Marnix Acar - [www.BelgiumVolleyStats.be](http://www.BelgiumVolleyStats.be)

Data processing and vizualization: Wouter Laroy - [www.trainerstuff.be](http://www.trainerstuff.be)

Questions/Remarks/Suggestions: [info@belgiumvolleystats.be](mailto:info@belgiumvolleystats.be) - [wouterstrainerstuff@gmail.com](mailto:wouterstrainerstuff@gmail.com)



■ SET LOST    ■ SET WON



2014-2015

DATA

BelgiumVolleyStats.be  
By Marnix Acar

© Trainerstuff.be  
By Wouter Laroy

VIZ

(20141115) ROE ~ MAA (3 ~ 0)  
Game analysis

TOI	ScoringActi..	TOIServe						OPPServe							
		TOISCORE			OPPSCORE			Total	TOISCORE			OPPSCORE			Total
		TOI	OPP	Total	TOI	OPP	Total		TOI	OPP	Total	TOI	OPP	Total	
MAA	A#	1		1		36	36	37	29		29		9	9	38
	S#	3		3				3				1	1	1	
	A=		1	1				1		4	4	8	8	12	
	A/		6	6				6		4	4	6	6	10	
	S=				14		14	14			12	12			12
	E=		2	2		1	1	3							
	<b>Total</b>		4	9	13	15	36	51	64	29	20	49	14	10	24
ROE	A#	9		9		29	29	38	36		36		1	1	37
	S#	1		1				1				3	3	3	
	A=		8	8	4	4	12				1	1	1		
	A/		6	6	4	4	10				6	6	6		
	S=				12		12	12		14	14			14	
	E=									1	1	2	2	3	
	<b>Total</b>		10	14	24	20	29	49	73	36	15	51	9	4	13

Attack

Block

Serve

Reception

		Count of SKILL	#SCORE%	=SCORE%	EFF
9 Lecat	MAA	1	100%	0%	100%
15 Finoli	MAA	2	100%	0%	100%
5 COOLMAN	ROE	8	75%	13%	63%
14 TERVAPORTTI	ROE	4	75%	25%	50%
8 VERHANNEMAN	ROE	14	71%	7%	64%
8 RAYMAEKERS	MAA	6	67%	0%	67%
3 Paulides	ROE	8	63%	25%	38%
12 VAN HIRTUM	ROE	21	57%	10%	48%
3 Broshog	MAA	4	50%	25%	25%
10 Höhne	MAA	12	50%	25%	25%
12 Parkinson	MAA	2	50%	0%	50%
14 Padar	MAA	19	42%	32%	11%
5 Maan	MAA	15	40%	27%	13%
2 TUERLINCKX	ROE	24	38%	33%	4%
16 Grozdanov	MAA	4	0%	0%	0%

		Count of SKILL	#
5 COOLMAN	ROE	7	5
3 Broshog	MAA	7	4
5 Maan	MAA	5	2
14 Padar	MAA	5	2
2 TUERLINCKX	ROE	3	1
10 Höhne	MAA	4	1
12 Parkinson	MAA	5	1
3 Paulides	ROE	9	
8 RAYMAEKERS	MAA	6	
8 VERHANNEMAN	ROE	5	
12 VAN HIRTUM	ROE	4	
14 TERVAPORTTI	ROE	1	
15 Finoli	MAA	2	
16 Grozdanov	MAA	1	
18 Lushtaku	MAA	1	

		Count of SKILL	#%	=%
12 Parkinson	MAA	4	25%	25%
10 Höhne	MAA	9	11%	22%
8 RAYMAEKERS	MAA	13	8%	15%
14 TERVAPORTTI	ROE	15	7%	13%
2 TUERLINCKX	ROE	14		21%
3 Broshog	MAA	6		17%
3 Paulides	ROE	7		14%
5 COOLMAN	ROE	13		8%
5 Maan	MAA	11		27%
8 VERHANNEMAN	ROE	11		18%
9 Lecat	MAA	2		
9 VAN DE VELDE	ROE	2		50%
12 VAN HIRTUM	ROE	11		18%
14 Padar	MAA	6		50%
15 Finoli	MAA	8		13%
16 Grozdanov	MAA	1		
18 Lushtaku	MAA	4		25%

		Count of SKILL	#%	+%	=%
5 COOLMAN	ROE	1	100%		
8 VERHANNEMAN	ROE	15	47%	20%	
11 CLAES	ROE	20	30%	40%	5%
7 DERKONINGEN	MAA	14	29%	43%	
12 VAN HIRTUM	ROE	14	21%	50%	14%
5 Maan	MAA	19	21%	37%	5%
10 Höhne	MAA	25	16%	44%	
8 RAYMAEKERS	MAA	1		100%	
9 Lecat	MAA	2		100%	

UPPER:  
TOI = Team of Interest = Team analyzed    OPP = Opponent  
XXXServe = who served    XXXSCORE = who got the point



2014-2015

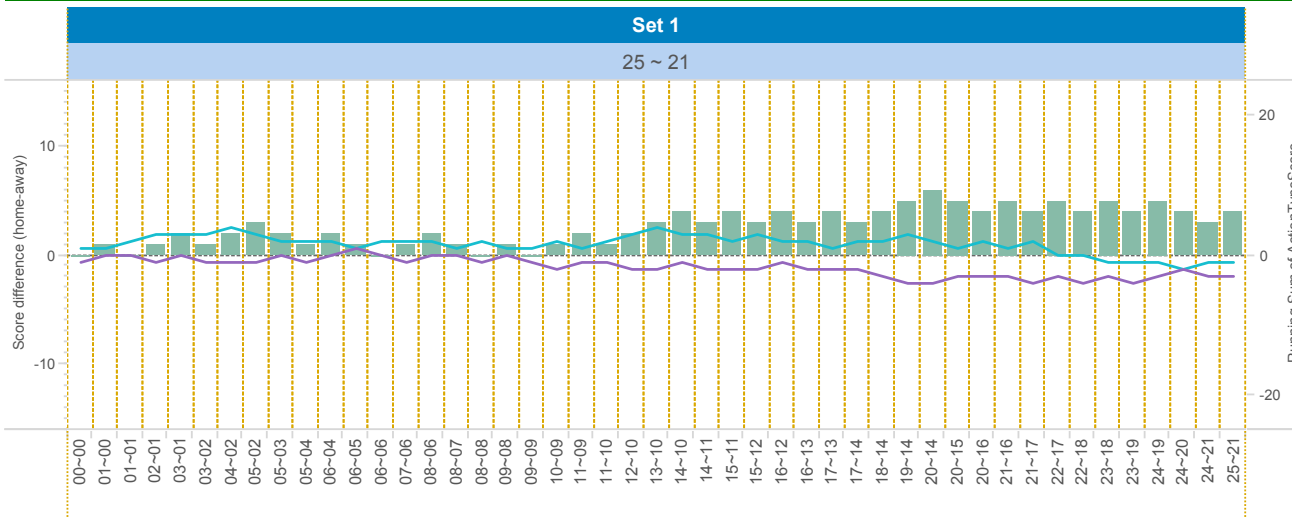
DATA

BelgiumVolleyStats.be  
By Marnix Acar

© Trainerstuff.be  
By Wouter Iaroy

VIZ

(20141115) ROE ~ MAA (3 ~ 0)  
Set analysis - Set 1



TEAM\_NAME

- MAA
- ROE

UPPER LEFT:

+1: A# - B# - S#    -1: A=, A/, B=, B/, S=, R=, D=, F=, S=

LOWER LEFT:

TOI = Team of Interest = Team analyzed    OPP = Opponent  
XXXServe = who served    XXXSCORE = who got the point

LOWER RIGHT:

Attack sorted on #SCORE

		Set 1													
		TOIServe						OPPServe							
		TOIScore			OPPScore			Total	TOIScore			OPPScore			Total
TOI	Scorin..	TOI	OPP	Total	TOI	OPP	Total		TOI	OPP	Total	TOI	OPP	Total	
MAA	A#					10	10	10	11		11		3	3	14
	S#	1		1			1	1						2	2
	A=		1	1			1	1				2		2	
	A/		3	3			3	3				3		3	
	S=					7	7	7		5	5			5	
	<b>Total</b>		1	4	5	7	10	17	22	11	5	16	5	3	8
ROE	A#	3		3		11	11	14	10		10			1	1
	S#											1		1	
	A=		2	2			2	2				1		1	
	A/		3	3			3	3				3		3	
	S=					5	5	5		7	7			7	
	<b>Total</b>		3	5	8	5	11	16	24	10	7	17	4	1	5

Attacking skills

		Count of SKILL	#SCORE	#SCORE%	NOSCORE	NOSCORE%	=SCORE	=SCORE%	EFF	
2	TUERLINCKX	ROE	10	4	40%	4	40%	2	20%	20%
5	Maan	MAA	3	3	100%	0	0%	0	0%	100%
10	Höhne	MAA	7	3	43%	2	29%	2	29%	14%
12	VAN HIRTUM	ROE	5	3	60%	2	40%	0	0%	60%
14	Padar	MAA	7	3	43%	2	29%	2	29%	14%
5	COOLMAN	ROE	3	2	67%	0	0%	1	33%	33%
14	TERVAPORTTI	ROE	2	2	100%	0	0%	0	0%	100%
3	Paulides	ROE	2	1	50%	0	0%	1	50%	0%
8	RAYMAEKERS	MAA	2	1	50%	1	50%	0	0%	50%
8	VERHANNEMAN	ROE	1	1	100%	0	0%	0	0%	100%
15	Finoli	MAA	1	1	100%	0	0%	0	0%	100%
3	Broshog	MAA	2	0	0%	1	50%	1	50%	-50%
16	Grozdanov	MAA	1	0	0%	1	100%	0	0%	0%



2014-2015

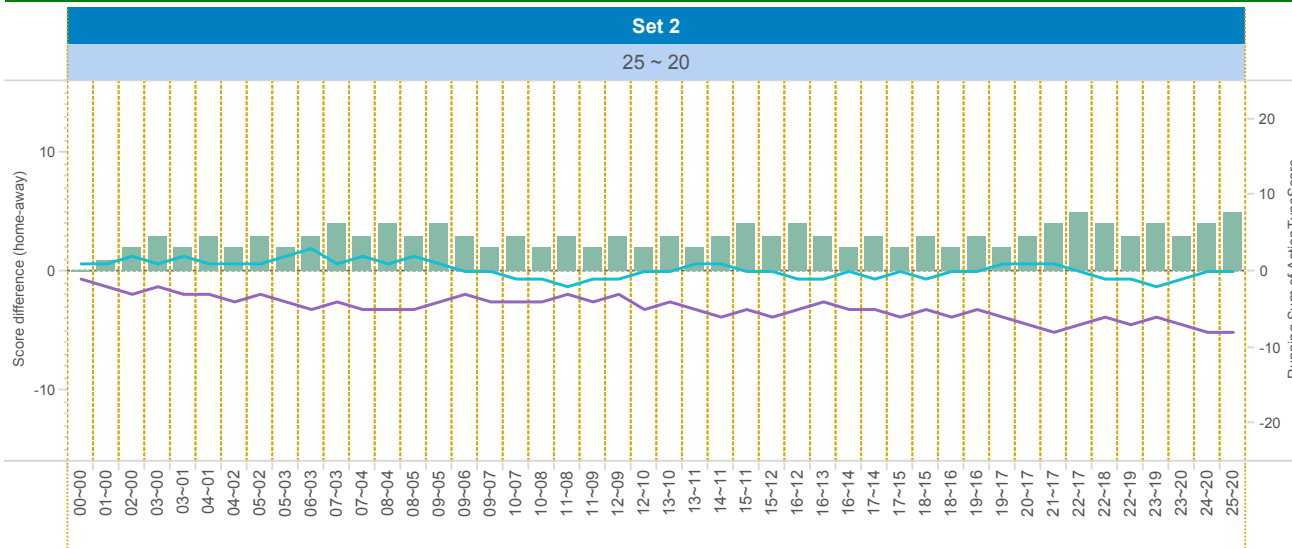
DATA

BelgiumVolleyStats.be  
By Marnix Acar

© Trainerstuff.be  
By Wouter Iaroy

VIZ

(20141115) ROE ~ MAA (3 ~ 0)  
Set analysis - Set 2



TEAM\_NAME

MAA

ROE

UPPER LEFT:

+1: A# - B# - S# -1: A=, A/, B=, B/, S=, R=, D=, F=, S=

LOWER LEFT:

TOI = Team of Interest = Team analyzed OPP = Opponent  
XXXServe = who served XXXSCORE = who got the point

LOWER RIGHT:

Attack sorted on #SCORE

Attacking skills

		Set 2													
		TOIServe					OPPServe								
		TOIScore			OPPScore		Total	TOIScore			OPPScore			Total	
TOI	Scorin..	TOI	OPP	Total	TOI	OPP	Total	TOI	OPP	Total	TOI	OPP	Total	Total	
MAA	A#	1		1		12	12	13	10		10		1	1	11
	S#	1		1				1				1	1	1	
	A=								2	2		4	4	6	
	A/		1	1			1		3	3		2	2	5	
	S=				4		4	4		2	2			2	
	E=				1		1	1							1
	<b>Total</b>		2	1	3	5	12	17	20	10	7	17	6	2	8
ROE	A#	1		1		10	10	11	12		12		1	1	13
	S#	1		1				1				1	1	1	
	A=		4	4		2	2	6							
	A/		2	2		3	3	5				1	1	1	
	S=				2		2	2		4	4			4	
	E=							2		1	1			1	
	<b>Total</b>		2	6	8	7	10	17	25	12	5	17	1	2	3

		Count of SKILL	#SCORE	#SCORE%	NOSCORE	NOSCORE%	=SCORE	=SCORE%	EFF	
8	VERHANNEMAN	ROE	4	4	100%	0	0%	0	0%	100%
14	Padar	MAA	8	4	50%	1	13%	3	38%	13%
2	TUERLINCKX	ROE	7	3	43%	1	14%	3	43%	0%
12	VAN HIRTUM	ROE	7	3	43%	2	29%	2	29%	14%
3	Paulides	ROE	3	2	67%	0	0%	1	33%	33%
5	Maan	MAA	7	2	29%	2	29%	3	43%	-14%
8	RAYMAEKERS	MAA	3	2	67%	1	33%	0	0%	67%
3	Broshog	MAA	1	1	100%	0	0%	0	0%	100%
5	COOLMAN	ROE	2	1	50%	1	50%	0	0%	50%
10	Höhne	MAA	1	1	100%	0	0%	0	0%	100%
15	Finoli	MAA	1	1	100%	0	0%	0	0%	100%



2014-2015

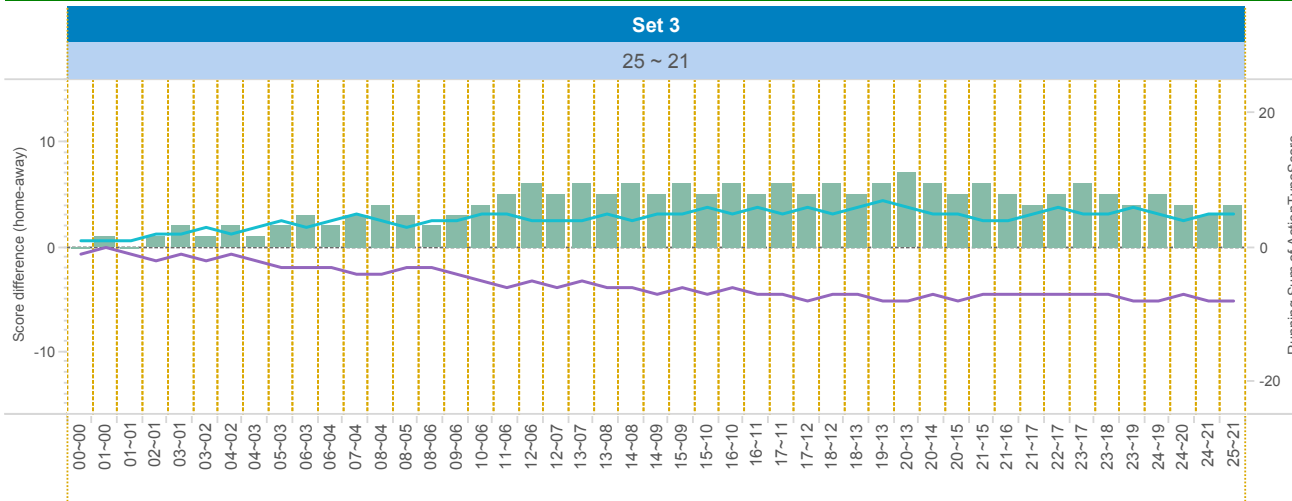
DATA

BelgiumVolleyStats.be  
By Marnix Acar

© Trainerstuff.be  
By Wouter Iaroy

VIZ

(20141115) ROE ~ MAA (3 ~ 0)  
Set analysis - Set 3



TEAM\_NAME

- MAA
- ROE

UPPER LEFT:

+1: A# - B# - S#    -1: A=, A/, B=, B/, S=, R=, D=, F=, S=

LOWER LEFT:

TOI = Team of Interest = Team analyzed    OPP = Opponent  
XXXServe = who served    XXXSCORE = who got the point

LOWER RIGHT:

Attack sorted on #SCORE

		Set 3														
		TOIServe							OPPServe							
		TOIScore			OPPScore				TOIScore			OPPScore				
TOI	Scorin..	TOI	OPP	Total	TOI	OPP	Total	Total	TOI	OPP	Total	TOI	OPP	Total	Total	
MAA	A#					14	14	14	8		8			5	5	13
	S#	1		1				1								
	A=									2	2		2	2	4	
	A/		2	2				2		1	1		1	1	2	
	S=				3		3	3		5	5				5	
	E=		2	2				2								
	<b>Total</b>		1	4	5	3	14	17	22	8	8	16	3	5	8	24
ROE	A#	5		5		8	8	13	14		14				14	
	S#												1	1	1	
	A=		2	2	2	2	2	4								
	A/		1	1	1	1	1	2				2	2	2	2	
	S=				5		5	5		3	3				3	
	E=											2	2	2	2	
	<b>Total</b>		5	3	8	8	8	16	24	14	3	17	4	1	5	22

Attacking skills

		Count of SKILL	#SCORE	#SCORE%	NOSCORE	NOSCORE%	=SCORE	=SCORE%	EFF
12 VAN HIRTUM	ROE	9	6	67%	3	33%	0	0%	67%
8 VERHANNEMAN	ROE	9	5	56%	3	33%	1	11%	44%
5 COOLMAN	ROE	3	3	100%	0	0%	0	0%	100%
2 TUERLINCKX	ROE	7	2	29%	2	29%	3	43%	-14%
3 Paulides	ROE	3	2	67%	1	33%	0	0%	67%
10 Höhne	MAA	4	2	50%	1	25%	1	25%	25%
3 Broshog	MAA	1	1	100%	0	0%	0	0%	100%
5 Maan	MAA	5	1	20%	3	60%	1	20%	0%
8 RAYMAEKERS	MAA	1	1	100%	0	0%	0	0%	100%
9 Lecat	MAA	1	1	100%	0	0%	0	0%	100%
12 Parkinson	MAA	2	1	50%	1	50%	0	0%	50%
14 Padar	MAA	4	1	25%	2	50%	1	25%	0%
14 TERVAPORTTI	ROE	2	1	50%	0	0%	1	50%	0%
16 Grozdanov	MAA	3	0	0%	3	100%	0	0%	0%



2014-2015

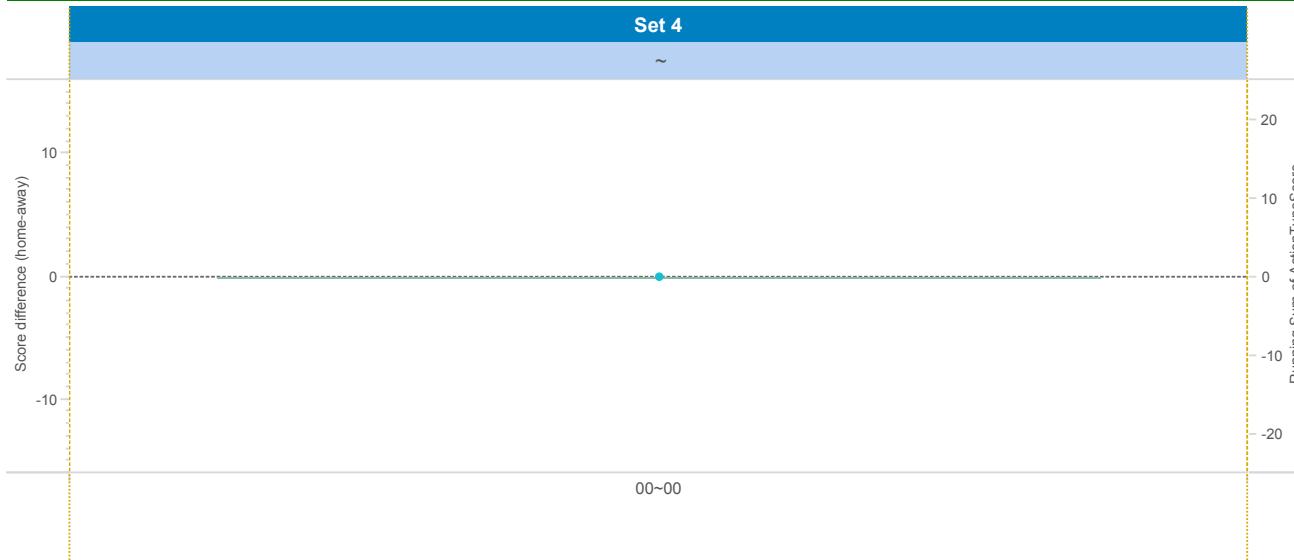
DATA

BelgiumVolleyStats.be  
By Marnix Acar

© Trainerstuff.be  
By Wouter Laroy

VIZ

(20141115) ROE ~ MAA (3 ~ 0)  
Set analysis - Set 4



TEAM\_NAME

ROE

UPPER LEFT:

+1: A# - B# - S#    -1: A=, A/, B=, B/, S=, R=, D=, F=, S=

LOWER LEFT:

TOI = Team of Interest = Team analyzed    OPP = Opponent  
XXXServe = who served    XXXSCORE = who got the point

LOWER RIGHT:

Attack sorted on #SCORE

Attacking skills



2014-2015

DATA

Belgium **VolleyStats**.be  
By Marnix Acar

© **Trainerstuff**.be  
By Wouter Laroy

VIZ

(20141115) ROE ~ MAA (All)  
Set analysis - Set 5

TEAM\_NAME

UPPER LEFT:

+1: A# - B# - S#    -1: A=, A/, B=, B/, S=, R=, D=, F=, S=

LOWER LEFT:

TOI = Team of Interest = Team analyzed    OPP = Opponent  
XXXServe = who served    XXXSCORE = who got the point

LOWER RIGHT:

Attack sorted on #SCORE

Attacking skills

		Count of SKILL	#SCORE	#SCORE%	NOSCORE	NOSCORE%	=SCORE	=SCORE%	EFF	
12	VAN HIRTUM	ROE	21	12	57%	7	33%	2	10%	48%
8	VERHANEMAN	ROE	14	10	71%	3	21%	1	7%	64%
2	TUERLINCKX	ROE	24	9	38%	7	29%	8	33%	4%
14	Padar	MAA	19	8	42%	5	26%	6	32%	11%
5	COOLMAN	ROE	8	6	75%	1	13%	1	13%	63%
5	Maan	MAA	15	6	40%	5	33%	4	27%	13%
10	Höhne	MAA	12	6	50%	3	25%	3	25%	25%
3	Paulides	ROE	8	5	63%	1	13%	2	25%	38%
8	RAYMAEKERS	MAA	6	4	67%	2	33%	0	0%	67%
14	TERVAPORTTI	ROE	4	3	75%	0	0%	1	25%	50%
3	Broshog	MAA	4	2	50%	1	25%	1	25%	25%
15	Finoli	MAA	2	2	100%	0	0%	0	0%	100%
9	Lecat	MAA	1	1	100%	0	0%	0	0%	100%
12	Parkinson	MAA	2	1	50%	1	50%	0	0%	50%
16	Grozdanov	MAA	4	0	0%	4	100%	0	0%	0%



2014-2015

DATA

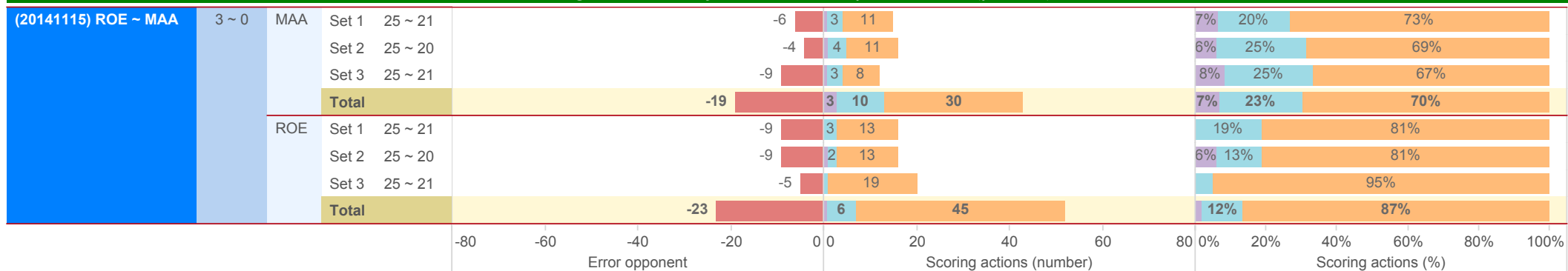
BelgiumVolleyStats.be  
By Marnix Acar

© Trainerstuff.be  
By Wouter Laroy

VIZ

(20141115) ROE ~ MAA (3 ~ 0)

Scoring Actions Analyzed: how were points made (per set)



S - Serve    B - Block    A - Attack





2014-2015

DATA

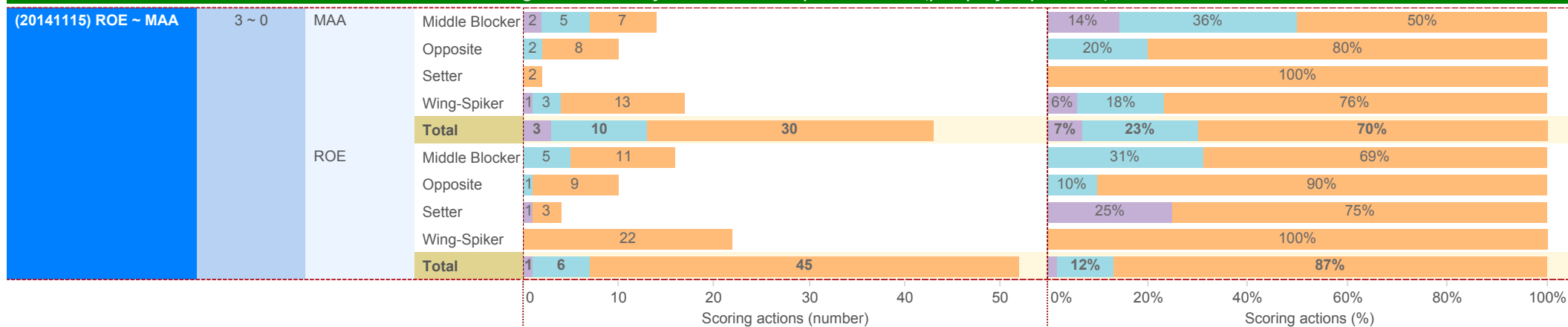
BelgiumVolleyStats.be  
By Marnix Acar

© Trainerstuff.be  
By Wouter Laroy

VIZ

(20141115) ROE ~ MAA (3 ~ 0)

Scoring Actions Analyzed: how were points made (per player position)





2014-2015

DATA

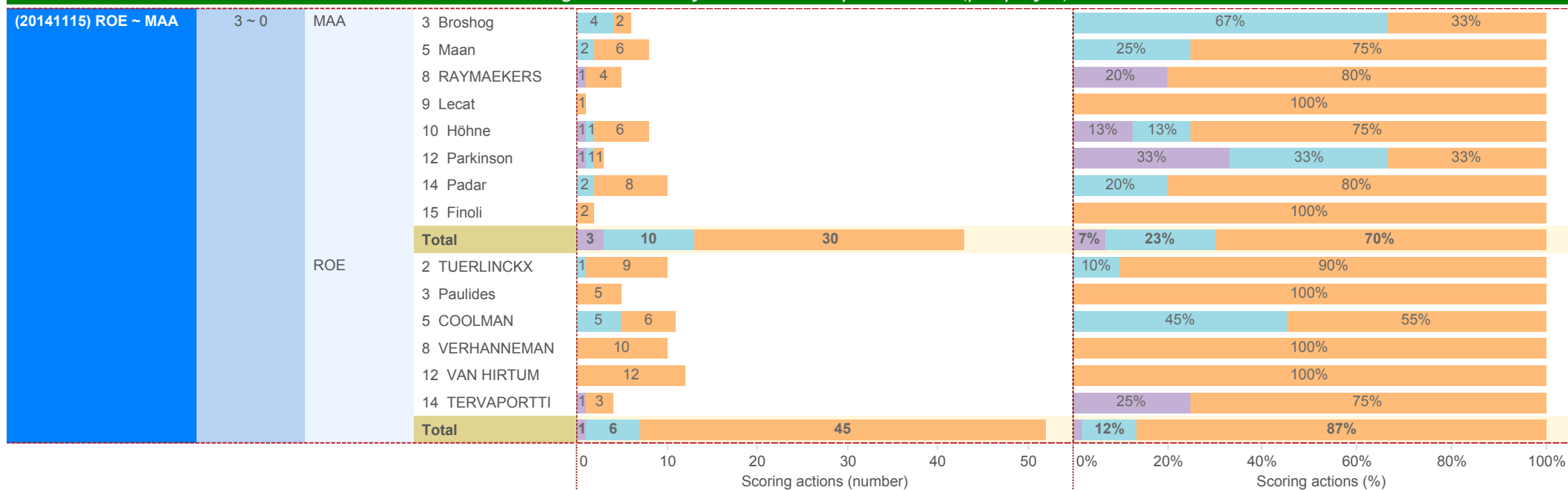
BelgiumVolleyStats.be  
By Marnix Acar

© Trainerstuff.be  
By Wouter Laroy

VIZ

(20141115) ROE ~ MAA (3 ~ 0)

Scoring Actions Analyzed: how were points made (per player)



S - Serve    B - Block    A - Attack



2014-2015

DATA

BelgiumVolleyStats.be  
By Marnix Acar

© Trainerstuff.be  
By Wouter Laroy

VIZ

(20141115) ROE ~ MAA (3 ~ 0)

Skills in detail (per player position): Attack/Block

Category	Team	Position	Game Outcome						Total	EFF
			#	+	!	-	/	=		
A - Attack	MAA	Middle Blocker	7 (58%)	1 (8%)	1 (8%)	2 (17%)	1 (8%)	12	50%	
		Opposite	8 (42%)	1 (5%)		4 (21%)	1 (5%)	19	11%	
		Setter	2 (100%)					2	100%	
		Wing-Spiker	13 (41%)	4 (13%)	3 (13%)	5 (16%)	4 (13%)	32	19%	
		<b>Total</b>	<b>30 (46%)</b>	<b>6 (9%)</b>	<b>4 (9%)</b>	<b>11 (17%)</b>	<b>6 (9%)</b>	<b>65</b>	<b>25%</b>	
	ROE	Middle Blocker	11 (69%)	1 (6%)	1 (6%)		1 (6%)	16	50%	
		Opposite	9 (38%)	5 (21%)		2 (8%)	5 (21%)	24	4%	
		Setter	3 (75%)				1 (25%)	4	50%	
		Wing-Spiker	22 (63%)	6 (17%)	4 (9%)		3 (9%)	35	54%	
		<b>Total</b>	<b>45 (57%)</b>	<b>12 (15%)</b>	<b>5 (13%)</b>	<b>2 (3%)</b>	<b>10 (13%)</b>	<b>79</b>	<b>38%</b>	
B - Block	MAA	Middle Blocker	5 (28%)		2 (56%)		10 (56%)	18	-33%	
		Opposite	2 (40%)		2 (20%)		1 (20%)	5	20%	
		Setter				1 (33%)	2 (67%)	3	-67%	
		Wing-Spiker	3 (30%)	1 (10%)	1 (50%)		5 (50%)	10	-20%	
		<b>Total</b>	<b>10 (28%)</b>	<b>1 (3%)</b>	<b>5 (50%)</b>	<b>1 (3%)</b>	<b>18 (50%)</b>	<b>36</b>	<b>-25%</b>	
	ROE	Middle Blocker	5 (31%)	4 (25%)	2 (31%)		5 (31%)	16	0%	
		Opposite	1 (33%)	2 (67%)				3	33%	
		Setter					1 (100%)	1	-100%	
		Wing-Spiker		2 (22%)	2 (44%)		4 (44%)	9	-56%	
		<b>Total</b>	<b>6 (21%)</b>	<b>8 (28%)</b>	<b>4 (34%)</b>		<b>10 (34%)</b>	<b>29</b>	<b>-17%</b>	
			0 20 40 60 80	0 10 20	0 5	0 5 10 15 20	0 10 20 30	0 5 10	0 50 100	-200% 200%
			#	+	!	-	/	=	Count of SKILL	EFF



2014-2015

DATA

BelgiumVolleyStats.be  
By Marnix Acar

© Trainerstuff.be  
By Wouter Laroy

VIZ

(20141115) ROE ~ MAA (3 ~ 0)

Skills in detail (per player position): Serve/Reception

Skill	Team	Position	Game 1					Game 2					Total	EFF
			#	+	!	-	/	=	Count of SKILL	EFF				
S - Serve	MAA	Middle Blocker	2 (9%)	5 (22%)	5 ()	7 (30%)		4 (17%)	23	-9%				
		Opposite		1 (17%)	2 ()			3 (50%)	6	-50%				
		Setter		2 (17%)	4 ()	4 (33%)		2 (17%)	12	-17%				
		Wing-Spiker	1 (4%)	4 (17%)	7 ()	6 (26%)		5 (22%)	23	-17%				
		<b>Total</b>	<b>3 (5%)</b>	<b>12 (19%)</b>	<b>18 ()</b>	<b>17 (27%)</b>		<b>14 (22%)</b>	<b>64</b>	<b>-17%</b>				
	ROE	Middle Blocker		3 (14%)	12 (9%)	2 (9%)	2 (9%)	3 (14%)	22	-14%				
		Opposite		3 (21%)	5 ()	3 (21%)		3 (21%)	14	-21%				
		Setter	1 (7%)	5 (33%)	5 (7%)	1 (7%)	1 (7%)	2 (13%)	15	-7%				
		Wing-Spiker		3 (14%)	5 (18%)	6 (27%)	4 (18%)	4 (18%)	22	-18%				
		<b>Total</b>	<b>1 (1%)</b>	<b>14 (19%)</b>	<b>27 (10%)</b>	<b>12 (16%)</b>	<b>7 (10%)</b>	<b>12 (16%)</b>	<b>73</b>	<b>-15%</b>				
R - Reception	MAA	Libero	4 (29%)	6 (43%)		4 (29%)			14	0%				
		Middle Blocker		1 (100%)					1	0%				
		Wing-Spiker	8 (17%)	20 (43%)	2 (15%)	8 (17%)	7 (15%)	1 (2%)	46	-2%				
		<b>Total</b>	<b>12 (20%)</b>	<b>27 (44%)</b>	<b>2 (11%)</b>	<b>12 (20%)</b>	<b>7 (11%)</b>	<b>1 (2%)</b>	<b>61</b>	<b>-2%</b>				
	ROE	Libero	6 (30%)	8 (40%)		5 (25%)		1 (5%)	20	-5%				
		Middle Blocker	1 (100%)						1	0%				
		Wing-Spiker	10 (34%)	10 (34%)		7 (24%)		2 (7%)	29	-7%				
		<b>Total</b>	<b>17 (34%)</b>	<b>18 (36%)</b>		<b>12 (24%)</b>		<b>3 (6%)</b>	<b>50</b>	<b>-6%</b>				



2014-2015

DATA

BelgiumVolleyStats.be  
By Marnix Acar

© Trainerstuff.be  
By Wouter Laroy

VIZ

(20141115) ROE ~ MAA (3 ~ 0)  
Skills in detail (per player): Attack

A - Attack	Team	Player	Skill						Count of SKILL	EFF
			#	+	!	-	/	=		
A - Attack	MAA	3 Broshog	2 (50%)		1 (25%)		1 (25%)		4	25%
		5 Maan	6 (40%)	2 (13%)	2 (7%)	1 (7%)	1 (7%)	3 (20%)	15	13%
		8 RAYMAEKERS	4 (67%)			2 (33%)			6	67%
		9 Lecat	1 (100%)						1	100%
		10 Höhne	6 (50%)	1 (8%)	1 (25%)	1 (8%)	3 (25%)		12	25%
		12 Parkinson	1 (50%)	1 (50%)					2	50%
		14 Padar	8 (42%)	1 (5%)		4 (21%)	1 (5%)	5 (26%)	19	11%
		15 Finoli	2 (100%)						2	100%
		16 Grozdanov		1 (25%)		3 (75%)			4	0%
	<b>Total</b>	<b>30 (46%)</b>	<b>6 (9%)</b>	<b>4 (9%)</b>	<b>11 (17%)</b>	<b>6 (9%)</b>	<b>8 (12%)</b>	<b>65</b>	<b>25%</b>	
	ROE	2 TUERLINCKX	9 (38%)	5 (21%)		2 (8%)	5 (21%)	3 (13%)	24	4%
		3 Paulides	5 (63%)		1 (13%)		1 (13%)	1 (13%)	8	38%
		5 COOLMAN	6 (75%)	1 (13%)				1 (13%)	8	63%
		8 VERHANNEMAN	10 (71%)	2 (14%)	1 (7%)		1 (7%)		14	64%
		12 VAN HIRTUM	12 (57%)	4 (19%)	3 (10%)		2 (10%)		21	48%
		14 TERVAPORTTI	3 (75%)				1 (25%)		4	50%
		<b>Total</b>	<b>45 (57%)</b>	<b>12 (15%)</b>	<b>5 (13%)</b>	<b>2 (3%)</b>	<b>10 (13%)</b>	<b>5 (6%)</b>	<b>79</b>	<b>38%</b>
		#	+	!	-	/	=	Count of SKILL	EFF	



2014-2015

DATA

BelgiumVolleyStats.be  
By Marnix Acar

© Trainerstuff.be  
By Wouter Laroy

VIZ

(20141115) ROE ~ MAA (3 ~ 0)  
Skills in detail (per player): Block

B - Block	Team	Player	Skill						Count of SKILL	EFF
			#	+	!	-	/	=		
B - Block	MAA	3 Broshog	4 (57%)				3 (43%)		7	14%
		5 Maan	2 (40%)				3 (60%)		5	-20%
		8 RAYMAEKERS					6 (100%)		6	-100%
		10 Höhne	1 (25%)	1 (25%)			2 (50%)		4	-25%
		12 Parkinson	1 (20%)		2 (20%)		1 (20%)	1 (20%)	5	-20%
		14 Padar	2 (40%)		2 (20%)		1 (20%)		5	20%
		15 Finoli					2 (100%)		2	-100%
		16 Grozdanov			1 ()				1	0%
		18 Lushtaku					1 (100%)		1	0%
	<b>Total</b>	<b>10 (28%)</b>	<b>1 (3%)</b>	<b>5 (50%)</b>	<b>1 (3%)</b>	<b>18 (50%)</b>	<b>1 (3%)</b>	<b>36</b>	<b>-25%</b>	
	ROE	2 TUERLINCKX	1 (33%)	2 (67%)					3	33%
		3 Paulides		3 (33%)	1 (56%)		5 (56%)		9	-56%
		5 COOLMAN	5 (71%)	1 (14%)	1 ()				7	71%
		8 VERHANNEMAN		1 (20%)	1 (60%)		3 (60%)		5	-60%
12 VAN HIRTUM			1 (25%)	1 (25%)		1 (25%)	1 (25%)	4	-50%	
14 TERVAPORTTI						1 (100%)		1	-100%	
<b>Total</b>	<b>6 (21%)</b>	<b>8 (28%)</b>	<b>4 (34%)</b>		<b>10 (34%)</b>	<b>1 (3%)</b>	<b>29</b>	<b>-17%</b>		
		#	+	!	-	/	=	Count of SKILL	EFF	



2014-2015

DATA

BelgiumVolleyStats.be  
By Marnix Acar

© Trainerstuff.be  
By Wouter Laroy

VIZ

(20141115) ROE ~ MAA (3 ~ 0)

Skills in detail (per player): Serve

S - Serve								Count of SKILL	EFF
		#	+	!	-	/	=		
MAA	3 Broshog		1 (17%)	1 ()	3 (50%)		1 (17%)	6	-17%
	5 Maan		2 (18%)	2 ()	4 (36%)		3 (27%)	11	-27%
	8 RAYMAEKERS	1 (8%)	4 (31%)	2 ()	4 (31%)		2 (15%)	13	-8%
	9 Lecat		1 (50%)	1 ()				2	0%
	10 Höhne	1 (11%)	1 (11%)	4 ()	1 (11%)		2 (22%)	9	-11%
	12 Parkinson	1 (25%)		2 ()			1 (25%)	4	0%
	14 Padar		1 (17%)	2 ()			3 (50%)	6	-50%
	15 Finoli		1 (13%)	3 ()	3 (38%)		1 (13%)	8	-13%
	16 Grozdanov				1 (100%)			1	0%
	18 Lushtaku		1 (25%)	1 ()	1 (25%)		1 (25%)	4	-25%
<b>Total</b>		<b>3 (5%)</b>	<b>12 (19%)</b>	<b>18 ()</b>	<b>17 (27%)</b>		<b>14 (22%)</b>	<b>64</b>	<b>-17%</b>
ROE	2 TUERLINCKX		3 (21%)	5 ()	3 (21%)		3 (21%)	14	-21%
	3 Paulides		1 (14%)	2 (14%)	2 (29%)	1 (14%)	1 (14%)	7	-14%
	5 COOLMAN		2 (15%)	9 (8%)		1 (8%)	1 (8%)	13	-8%
	8 VERHANNEMAN			4 (27%)	2 (18%)	3 (27%)	2 (18%)	11	-18%
	9 VAN DE VELDE			1 ()			1 (50%)	2	-50%
	12 VAN HIRTUM		3 (27%)	1 (9%)	4 (36%)	1 (9%)	2 (18%)	11	-18%
	14 TERVAPORTTI	1 (7%)	5 (33%)	5 (7%)	1 (7%)	1 (7%)	2 (13%)	15	-7%
	<b>Total</b>	<b>1 (1%)</b>	<b>14 (19%)</b>	<b>27 (10%)</b>	<b>12 (16%)</b>	<b>7 (10%)</b>	<b>12 (16%)</b>	<b>73</b>	<b>-15%</b>
		#	+	!	-	/	=	Count of SKILL	EFF



2014-2015

DATA

BelgiumVolleyStats.be  
By Marnix Acar

© Trainerstuff.be  
By Wouter Laroy

VIZ

(20141115) ROE ~ MAA (3 ~ 0)  
Skills in detail (per player): Reception

R - Reception	Team	Player	Game Outcome						Count of SKILL	EFF
			#	+	!	-	/	=		
R - Reception	MAA	5 Maan	4 (21%)	7 (37%)		4 (21%)	3 (16%)	1 (5%)	19	-5%
		7 DERKONINGEN	4 (29%)	6 (43%)		4 (29%)			14	0%
		8 RAYMAEKERS		1 (100%)					1	0%
		9 Lecat		2 (100%)					2	0%
		10 Höhne	4 (16%)	11 (44%)	2 (16%)	4 (16%)	4 (16%)		25	0%
	<b>Total</b>	<b>12 (20%)</b>	<b>27 (44%)</b>	<b>2 (11%)</b>	<b>12 (20%)</b>	<b>7 (11%)</b>	<b>1 (2%)</b>	<b>61</b>	<b>-2%</b>	
	ROE	5 COOLMAN	1 (100%)						1	0%
		8 VERHANNEMAN	7 (47%)	3 (20%)		5 (33%)			15	0%
		11 CLAES	6 (30%)	8 (40%)		5 (25%)		1 (5%)	20	-5%
		12 VAN HIRTUM	3 (21%)	7 (50%)		2 (14%)		2 (14%)	14	-14%
<b>Total</b>		<b>17 (34%)</b>	<b>18 (36%)</b>		<b>12 (24%)</b>		<b>3 (6%)</b>	<b>50</b>	<b>-6%</b>	
			#	+	!	-	/	=	Count of SKILL	EFF