



2014-2015

DATA

BelgiumVolleyStats.be
By Marnix Acar

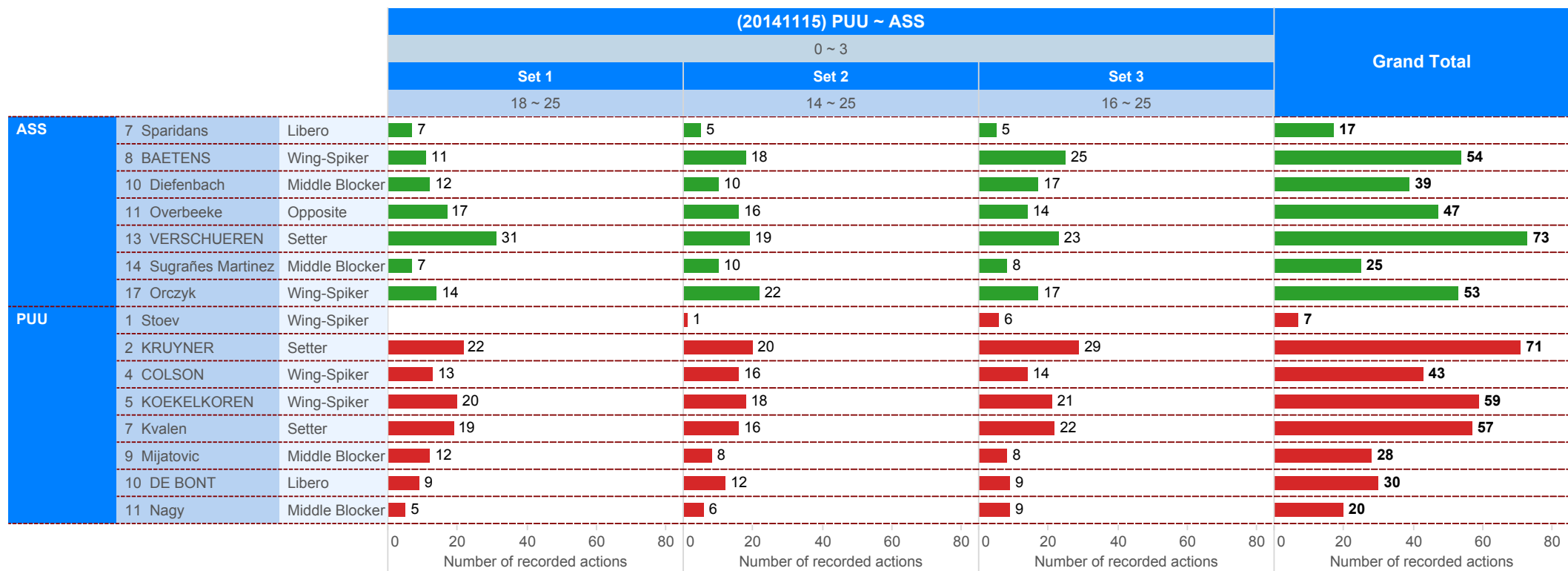
© **Trainerstuff.be**
By Wouter Laroy

VIZ

Scouting data provided by: Marnix Acar - www.BelgiumVolleyStats.be

Data processing and vizualization: Wouter Laroy - www.trainerstuff.be

Questions/Remarks/Suggestions: info@belgiumvolleystats.be - wouterstrainerstuff@gmail.com



■ SET LOST ■ SET WON



2014-2015

DATA

BelgiumVolleyStats.be
By Marnix Acar

© Trainerstuff.be
By Wouter Laroy

VIZ

(20141115) PUU ~ ASS (0 ~ 3)
Game analysis

TOI	ScoringActi..	TOIServe						OPPServe							
		TOIScore			OPPScore			Total	TOIScore			OPPScore			Total
		TOI	OPP	Total	TOI	OPP	Total		TOI	OPP	Total	TOI	OPP	Total	
ASS	A#	14		14		24	24	38	28		28		1	1	29
	S#	3		3				3					3	3	3
	A=		9	9	1		1	10		1	1	1		1	2
	A/		7	7	3		3	10		6	6	2		2	8
	S=				11		11	11		6	6				6
	E=											1		1	1
	Total		17	16	33	15	24	39	72	28	13	41	4	4	8
PUU	A#	1		1		28	28	29	24		24		14	14	38
	S#	3		3				3				3	3	3	
	A=		1	1	1		1	2		1	1	9		9	10
	A/		2	2	6		6	8		3	3	7		7	10
	S=				6		6	6		11	11				11
	E=			1	1			1							
	Total		4	4	8	13	28	41	49	24	15	39	16	17	33

Attack

		Count of SKILL	%SCORE%	=SCORE%	EFF
11 Overbeeke	ASS	25	64%	8%	56%
17 Orczyk	ASS	16	63%	13%	50%
10 Diefenbach	ASS	7	57%	0%	57%
13 VERSCHUEREN	ASS	2	50%	0%	50%
14 Sugrañes Martin..	ASS	4	50%	0%	50%
8 BAETENS	ASS	21	43%	14%	29%
4 COLSON	PUU	17	35%	24%	12%
7 Kvalen	PUU	41	34%	24%	10%
5 KOEKLKOREN	PUU	18	28%	33%	-6%
9 Mijatovic	PUU	4	25%	0%	25%
1 Stoev	PUU	3	0%	67%	-67%
2 KRUYNER	PUU	2	0%	0%	0%
11 Nagy	PUU	3	0%	67%	-67%

Block

		Count of SKILL	#
10 Diefenbach	ASS	14	5
14 Sugrañes Martinez	ASS	13	4
9 Mijatovic	PUU	11	2
11 Overbeeke	ASS	6	2
4 COLSON	PUU	2	1
7 Kvalen	PUU	5	1
8 BAETENS	ASS	2	1
11 Nagy	PUU	9	1
13 VERSCHUEREN	ASS	2	1
17 Orczyk	ASS	3	1
5 KOEKLKOREN	PUU	2	

Serve

		Count of SKILL	%	=%
8 BAETENS	ASS	13	23%	
11 Nagy	PUU	7	14%	
2 KRUYNER	PUU	10	10%	10%
9 Mijatovic	PUU	12	8%	17%
1 Stoev	PUU	1		
4 COLSON	PUU	6		17%
5 KOEKLKOREN	PUU	8		13%
7 Kvalen	PUU	6		17%
10 Diefenbach	ASS	15		13%
11 Overbeeke	ASS	11		45%
13 VERSCHUEREN	ASS	13		15%
14 Sugrañes Martinez	ASS	8		13%
17 Orczyk	ASS	13		8%

Reception

		Count of SKILL	%	+%	=%
7 Sparidans	ASS	9	33%	22%	
10 DE BONT	PUU	19	32%	37%	5%
4 COLSON	PUU	15	20%	60%	7%
17 Orczyk	ASS	18	17%	50%	6%
8 BAETENS	ASS	16	13%	44%	13%
5 KOEKLKOREN	PUU	25	12%	36%	4%
1 Stoev	PUU	3		67%	
13 VERSCHUEREN	ASS	1			

UPPER:
TOI = Team of Interest = Team analyzed OPP = Opponent
XXXServe = who served XXXSCORE = who got the point



2014-2015

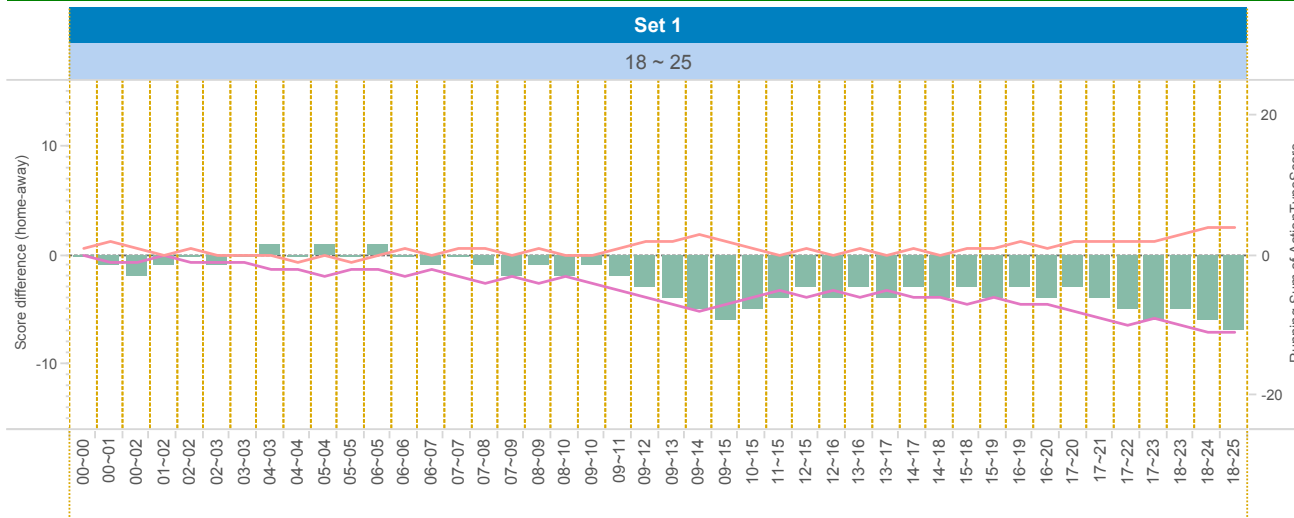
DATA

BelgiumVolleyStats.be
By Marnix Acar

© Trainerstuff.be
By Wouter laroy

VIZ

(20141115) PUU ~ ASS (0 ~ 3)
Set analysis - Set 1



TEAM_NAME

- ASS
- PUU

UPPER LEFT:

+1: A# - B# - S# -1: A=, A/, B=, B/, S=, R=, D=, F=, S=

LOWER LEFT:

TOI = Team of Interest = Team analyzed OPP = Opponent
XXXServe = who served XXXSCORE = who got the point

LOWER RIGHT:

Attack sorted on #SCORE

		Set 1													
		TOIServe						OPPServe							
		TOIScore			OPPScore			Total	TOIScore			OPPScore			Total
TOI	Scorin..	TOI	OPP	Total	TOI	OPP	Total		TOI	OPP	Total	TOI	OPP	Total	
ASS	A#	3		3		9	9	12	10		10		1	1	11
	S#												1	1	1
	A=		4	4				4							4
	A/		3	3				3	3	3		1		1	4
	S=					5	5	5		2	2				2
	E=											1		1	1
	Total		3	7	10	5	9	14	24	10	5	15	2	2	4
PUU	A#	1		1		10	10	11	9		9		3	3	12
	S#	1		1				1							1
	A=											4		4	4
	A/		1	1		3	3	4				3		3	3
	S=					2	2	2		5	5				5
	E=		1	1				1							1
	Total		2	2	4	5	10	15	19	9	5	14	7	3	10

Attacking skills

		Count of SKILL	#SCORE	#SCORE%	NOSCORE	NOSCORE%	=SCORE	=SCORE%	EFF
7 Kvalen	PUU	15	6	40%	4	27%	5	33%	7%
11 Overbeek	ASS	9	6	67%	2	22%	1	11%	56%
4 COLSON	PUU	5	3	60%	0	0%	2	40%	20%
8 BAETENS	ASS	5	3	60%	2	40%	0	0%	60%
17 Orczyk	ASS	2	2	100%	0	0%	0	0%	100%
5 KOEKEKOREN	PUU	5	1	20%	2	40%	2	40%	-20%
10 Diefenbach	ASS	3	1	33%	2	67%	0	0%	33%
14 Sugrañes Martinez	ASS	1	1	100%	0	0%	0	0%	100%
9 Mijatovic	PUU	1	0	0%	1	100%	0	0%	0%
11 Nagy	PUU	1	0	0%	0	0%	1	100%	-100%



2014-2015

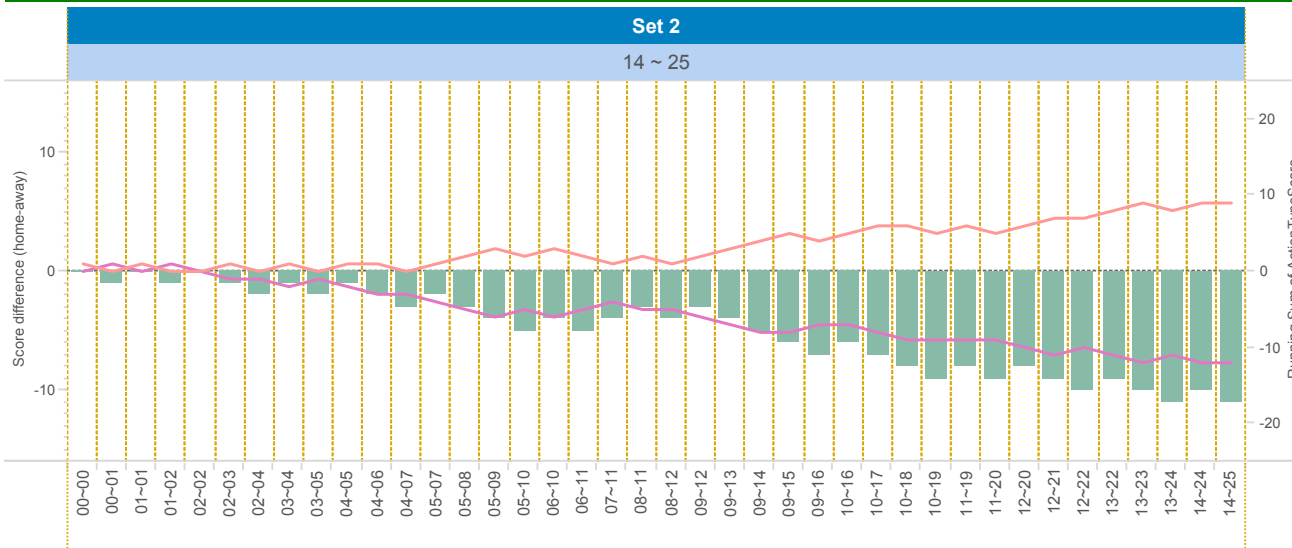
DATA

BelgiumVolleyStats.be
By Marnix Acar

© Trainerstuff.be
By Wouter Laroy

ZIV

(20141115) PUU ~ ASS (0 ~ 3)
Set analysis - Set 2



TEAM_NAME

ASS

PUU

UPPER LEFT:

+1: A# - B# - S# -1: A=, A/, B=, B/, S=, R=, D=, F=, S=

LOWER LEFT:

TOI = Team of Interest = Team analyzed OPP = Opponent
XXXServe = who served XXXSCORE = who got the point

LOWER RIGHT:

Attack sorted on #SCORE

Attacking skills

		Set 2													
		TOIServe						OPPServe							
		TOIScore			OPPScore			Total	TOIScore			OPPScore			Total
TOI	Scorin..	TOI	OPP	Total	TOI	OPP	Total	TOI	OPP	Total	TOI	OPP	Total	Total	
ASS	A#	6		6		7	7	13	12		12			12	
	S#	2		2			2								
	A=		2	2	1		1	3							
	A/		1	1	1		1	2			1		1	1	
	S=				4		4	4		1	1			1	
	Total		8	3	11	6	7	13	24	12	1	13	1	1	14
PUU	A#					12	12	12	7		7		6	6	
	S#											2	2	2	
	A=								1	1		2	2	3	
	A/		1	1			1	1		1	1	1	1	2	
	S=				1		1	1		4	4			4	
	Total		1	1	1	12	13	14	7	6	13	3	8	11	24

		Count of SKILL	#SCORE	#SCORE%	NOSCORE	NOSCORE%	=SCORE	=SCORE%	EFF
11 Overbeeke	ASS	9	7	78%	2	22%	0	0%	78%
8 BAETENS	ASS	9	4	44%	4	44%	1	11%	33%
17 Orczyk	ASS	7	4	57%	1	14%	2	29%	29%
5 KOEKELKOREN	PUU	5	3	60%	2	40%	0	0%	60%
4 COLSON	PUU	8	2	25%	4	50%	2	25%	0%
7 Kvalen	PUU	9	2	22%	5	56%	2	22%	0%
10 Diefenbach	ASS	2	2	100%	0	0%	0	0%	100%
14 Sugrañes Martinez	ASS	2	1	50%	1	50%	0	0%	50%



2014-2015

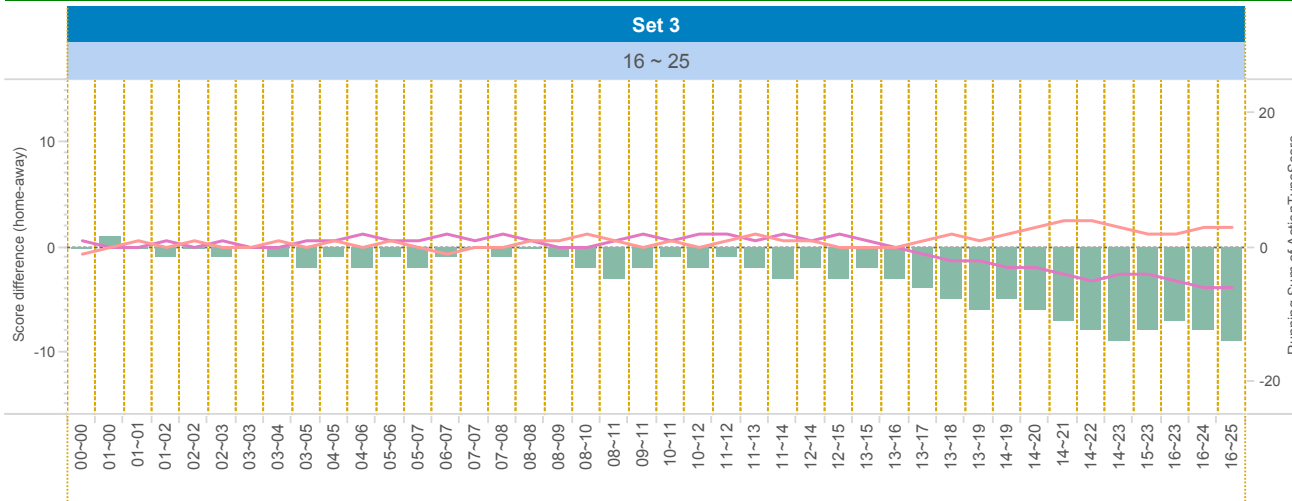
DATA

BelgiumVolleyStats.be
By Marnix Acar

© Trainerstuff.be
By Wouter Iaroy

ZIV

(20141115) PUU ~ ASS (0 ~ 3)
Set analysis - Set 3



TEAM_NAME

- ASS
- PUU

UPPER LEFT:

+1: A# - B# - S# -1: A=, A/, B=, B/, S=, R=, D=, F=, S=

LOWER LEFT:

TOI = Team of Interest = Team analyzed OPP = Opponent
XXXServe = who served XXXSCORE = who got the point

LOWER RIGHT:

Attack sorted on #SCORE

		Set 3													
		TOIServe							OPPServe						
		TOIScore			OPPScore				TOIScore			OPPScore			
TOI	Scorin..	TOI	OPP	Total	TOI	OPP	Total	Total	TOI	OPP	Total	TOI	OPP	Total	Total
ASS	A#	5		5		8	8	13	6		6				6
	S#	1		1				1					2	2	2
	A=		3	3				3		1	1			1	2
	A/		3	3		2	2	5		3	3			3	3
	S=					2	2	2		3	3			3	3
	Total		6	6	12	4	8	12	24	6	7	13	1	2	3
PUU	A#					6	6	6	8		8		5	5	13
	S#	2		2				2					1	1	1
	A=		1	1		1	1	2				3		3	3
	A/					3	3	3		2	2	3		3	5
	S=					3	3	3		2	2			2	2
	Total		2	1	3	7	6	13	16	8	4	12	6	6	12

Attacking skills

		Count of SKILL	#SCORE	#SCORE%	NOSCORE	NOSCORE%	=SCORE	=SCORE%	EFF
7 Kvalen	PUU	17	6	35%	8	47%	3	18%	18%
17 Orczyk	ASS	7	4	57%	3	43%	0	0%	57%
11 Overbeeke	ASS	7	3	43%	3	43%	1	14%	29%
8 BAETENS	ASS	7	2	29%	3	43%	2	29%	0%
4 COLSON	PUU	4	1	25%	3	75%	0	0%	25%
5 KOEKELKOREN	PUU	8	1	13%	3	38%	4	50%	-38%
9 Mijatovic	PUU	3	1	33%	2	67%	0	0%	33%
10 Diefenbach	ASS	2	1	50%	1	50%	0	0%	50%
13 VERSCHUEREN	ASS	2	1	50%	1	50%	0	0%	50%
1 Stoev	PUU	3	0	0%	1	33%	2	67%	-67%
2 KRUYNER	PUU	2	0	0%	2	100%	0	0%	0%
11 Nagy	PUU	2	0	0%	1	50%	1	50%	-50%
14 Sugrañes Martin..	ASS	1	0	0%	1	100%	0	0%	0%



2014-2015

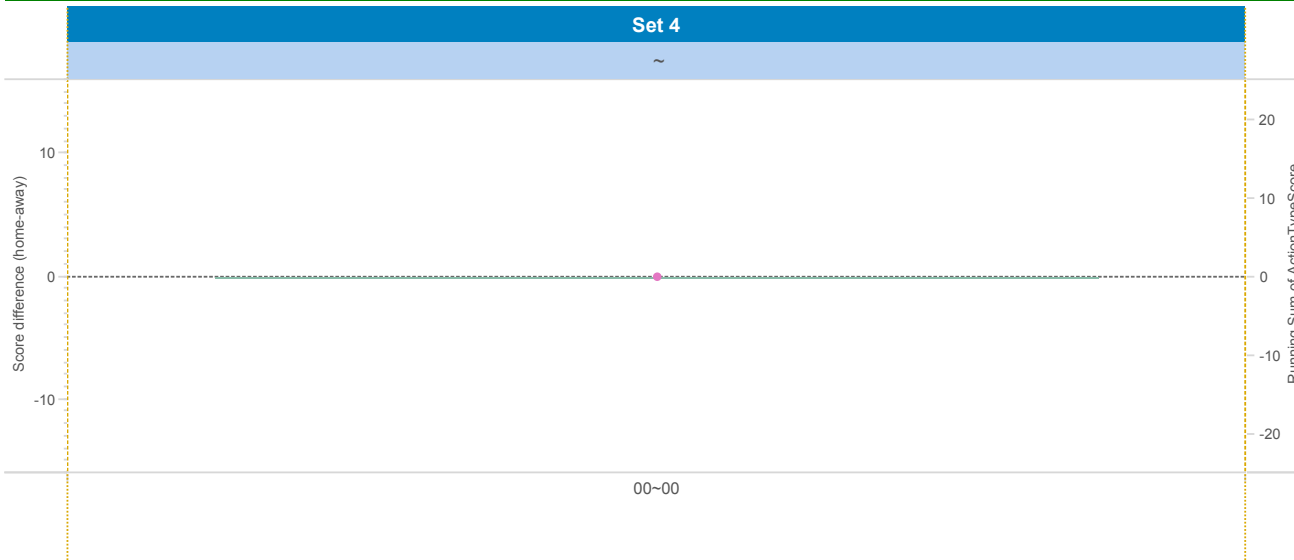
DATA

BelgiumVolleyStats.be
By Marnix Acar

© Trainerstuff.be
By Wouter Laroy

VIZ

(20141115) PUU ~ ASS (0 ~ 3)
Set analysis - Set 4



TEAM_NAME

PUU

UPPER LEFT:

+1: A# - B# - S# -1: A=, A/, B=, B/, S=, R=, D=, F=, S=

LOWER LEFT:

TOI = Team of Interest = Team analyzed OPP = Opponent
XXXServe = who served XXXSCORE = who got the point

LOWER RIGHT:

Attack sorted on #SCORE

Attacking skills



2014-2015

DATA

BelgiumVolleyStats.be
By Marnix Acar

© **Trainerstuff.be**
By Wouter Laroy

VIZ

(20141115) PUU ~ ASS (All)
Set analysis - Set 5

TEAM_NAME

UPPER LEFT:

+1: A# - B# - S# **-1:** A=, A/, B=, B/, S=, R=, D=, F=, S=

LOWER LEFT:

TOI = Team of Interest = Team analyzed **OPP** = Opponent
XXXServe = who served **XXXSCORE** = who got the point

LOWER RIGHT:

Attack sorted on #SCORE

Attacking skills

		Count of SKILL	#SCORE	#SCORE%	NOSCORE	NOSCORE%	=SCORE	=SCORE%	EFF
11 Overbeeke	ASS	25	16	64%	7	28%	2	8%	56%
7 Kvalen	PUU	41	14	34%	17	41%	10	24%	10%
17 Orczyk	ASS	16	10	63%	4	25%	2	13%	50%
8 BAETENS	ASS	21	9	43%	9	43%	3	14%	29%
4 COLSON	PUU	17	6	35%	7	41%	4	24%	12%
5 KOEKELKOREN	PUU	18	5	28%	7	39%	6	33%	-6%
10 Diefenbach	ASS	7	4	57%	3	43%	0	0%	57%
14 Sugrañes Martin..	ASS	4	2	50%	2	50%	0	0%	50%
9 Mijatovic	PUU	4	1	25%	3	75%	0	0%	25%
13 VERSCHUEREN	ASS	2	1	50%	1	50%	0	0%	50%
1 Stoev	PUU	3	0	0%	1	33%	2	67%	-67%
2 KRUYNER	PUU	2	0	0%	2	100%	0	0%	0%
11 Nagy	PUU	3	0	0%	1	33%	2	67%	-67%



2014-2015

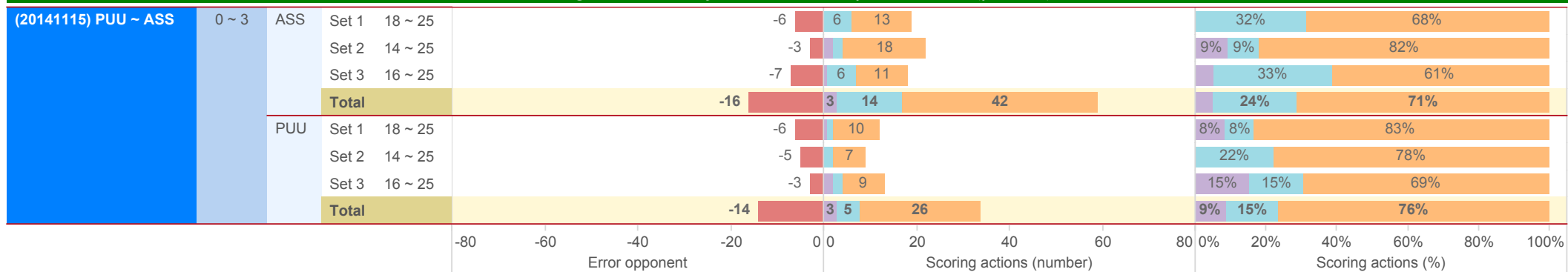
DATA

BelgiumVolleyStats.be
By Marnix Acar

© Trainerstuff.be
By Wouter Laroy

VIZ

(20141115) PUU ~ ASS (0 ~ 3)
Scoring Actions Analyzed: how were points made (per set)



S - Serve B - Block A - Attack



2014-2015

DATA

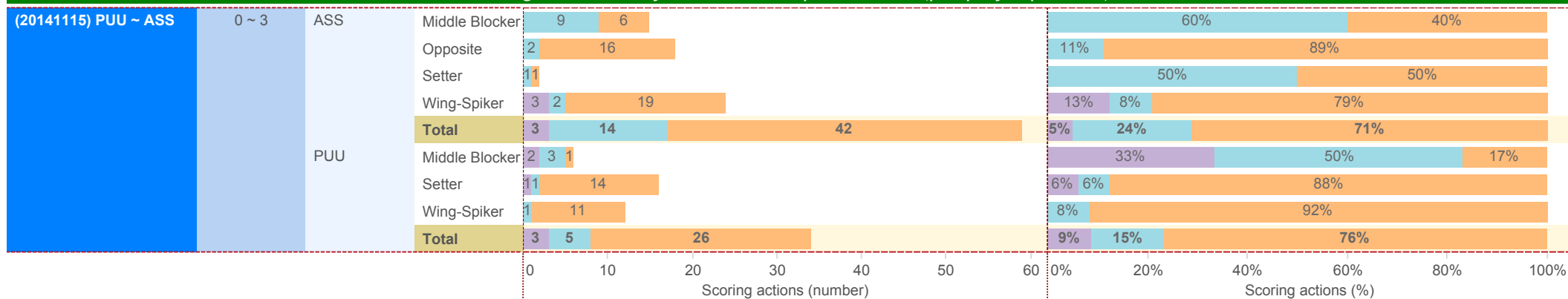
BelgiumVolleyStats.be
By Marnix Acar

© Trainerstuff.be
By Wouter Laroy

VIZ

(20141115) PUU ~ ASS (0 ~ 3)

Scoring Actions Analyzed: how were points made (per player position)





2014-2015

DATA

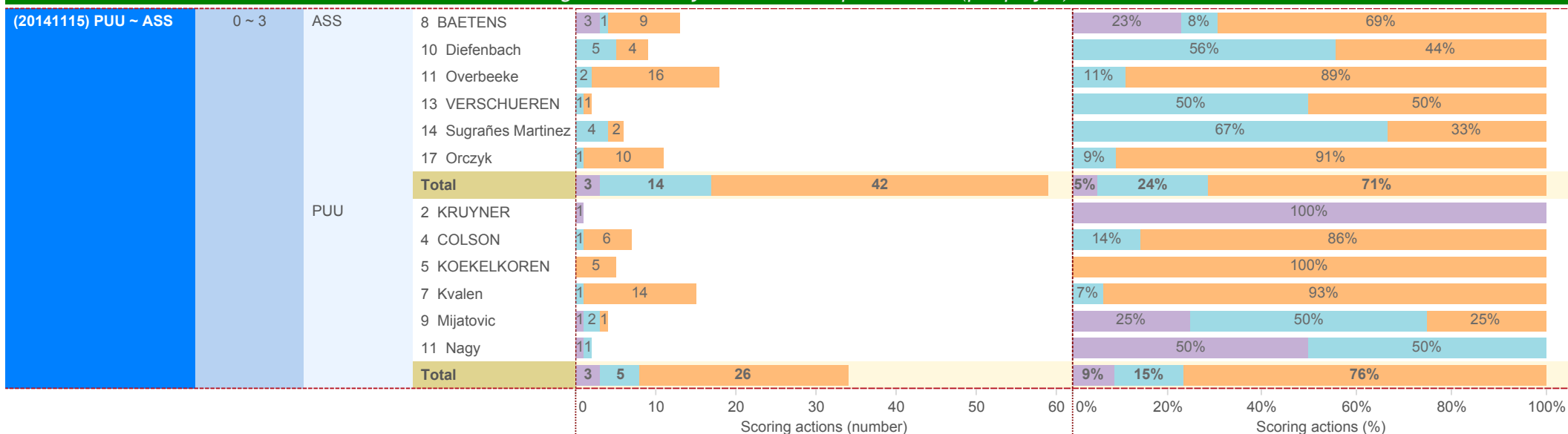
BelgiumVolleyStats.be
By Marnix Acar

© Trainerstuff.be
By Wouter Laroy

VIZ

(20141115) PUU ~ ASS (0 ~ 3)

Scoring Actions Analyzed: how were points made (per player)



S - Serve B - Block A - Attack



2014-2015

DATA

BelgiumVolleyStats.be
By Marnix Acar

© Trainerstuff.be
By Wouter Laroy

VIZ

(20141115) PUU ~ ASS (0 ~ 3)
Skills in detail (per player position): Attack/Block

A - Attack	ASS	Middle Blocker	Game 1						Game 2		EFF
			#	+	!	-	/	=	Count of SKILL	EFF	
		Middle Blocker	6 (55%)	3 (27%)	1 ()	1 (9%)			11	55%	
		Opposite	16 (64%)	4 (16%)		3 (12%)	2 (8%)		25	56%	
		Setter	1 (50%)	1 (50%)					2	50%	
		Wing-Spiker	19 (51%)	7 (19%)	2 (8%)	4 (11%)	3 (8%)	2 (5%)	37	38%	
		Total	42 (56%)	15 (20%)	3 (7%)	8 (11%)	5 (7%)	2 (3%)	75	47%	
	PUU	Middle Blocker	1 (14%)	1 (14%)	3 (29%)		2 (29%)		7	-14%	
		Setter	14 (33%)	12 (28%)	2 (7%)	5 (12%)	3 (7%)	7 (16%)	43	9%	
		Wing-Spiker	11 (29%)	5 (13%)	4 (24%)	6 (16%)	9 (24%)	3 (8%)	38	-3%	
		Total	26 (30%)	18 (20%)	9 (16%)	11 (13%)	14 (16%)	10 (11%)	88	2%	
B - Block	ASS	Middle Blocker	9 (33%)		7 ()	3 (11%)		8 (30%)	27	4%	
		Opposite	2 (33%)		1 ()			3 (50%)	6	-17%	
		Setter	1 (50%)					1 (50%)	2	0%	
		Wing-Spiker	2 (40%)		1 ()			2 (40%)	5	0%	
		Total	14 (35%)		9 ()	3 (8%)		14 (35%)	40	0%	
	PUU	Middle Blocker	3 (15%)	1 (5%)	3 ()			13 (65%)	20	-50%	
		Setter	1 (20%)					4 (80%)	5	-60%	
		Wing-Spiker	1 (25%)					3 (75%)	4	-50%	
		Total	5 (17%)	1 (3%)	3 ()			20 (69%)	29	-52%	



2014-2015

DATA

BelgiumVolleyStats.be
By Marnix Acar

© Trainerstuff.be
By Wouter Laroy

VIZ

(20141115) PUU ~ ASS (0 ~ 3)
Skills in detail (per player position): Serve/Reception

S - Serve	ASS	Middle Blocker	0		1		2		3		Total	EFF
			#	+	!	-	/	=				
		Middle Blocker	7 (30%)	8 (4%)	4 (17%)	1 (4%)	3 (13%)	23	-13%			
		Opposite		5 ()	1 (9%)		5 (45%)	11	-45%			
		Setter	3 (23%)	2 ()	6 (46%)		2 (15%)	13	-15%			
		Wing-Spiker	3 (12%)	8 (31%)	8 (4%)	5 (19%)	1 (4%)	1 (4%)	26	8%		
		Total	3 (4%)	18 (25%)	23 (3%)	16 (22%)	2 (3%)	11 (15%)	73	-11%		
	PUU	Middle Blocker	2 (11%)	5 (26%)	7 (5%)	2 (11%)	1 (5%)	2 (11%)	19	0%		
		Setter	1 (6%)	5 (31%)	6 ()	2 (13%)		2 (13%)	16	-6%		
		Wing-Spiker		4 (27%)	5 ()	4 (27%)		2 (13%)	15	-13%		
		Total	3 (6%)	14 (28%)	18 (2%)	8 (16%)	1 (2%)	6 (12%)	50	-6%		
R - Reception	ASS	Libero	3 (33%)	2 (22%)	3 ()	1 (11%)			9	0%		
		Setter				1 (100%)			1	0%		
		Wing-Spiker	5 (15%)	16 (47%)	2 (3%)	7 (21%)	1 (3%)	3 (9%)	34	-9%		
		Total	8 (18%)	18 (41%)	5 (2%)	9 (20%)	1 (2%)	3 (7%)	44	-7%		
	PUU	Libero	6 (32%)	7 (37%)	3 ()	2 (11%)		1 (5%)	19	-5%		
		Wing-Spiker	6 (14%)	20 (47%)	10 (5%)	3 (7%)	2 (5%)	2 (5%)	43	-5%		
		Total	12 (19%)	27 (44%)	13 (3%)	5 (8%)	2 (3%)	3 (5%)	62	-5%		



2014-2015

DATA

BelgiumVolleyStats.be
By Marnix Acar

© Trainerstuff.be
By Wouter Laroy

VIZ

(20141115) PUU ~ ASS (0 ~ 3)

Skills in detail (per player): Attack

A - Attack		ASS	9 (43%)	5 (24%)	1 (5%)	3 (14%)	1 (5%)	2 (10%)	21	29%
	8 BAETENS		9 (43%)	5 (24%)	1 (5%)	3 (14%)	1 (5%)	2 (10%)	21	29%
	10 Diefenbach		4 (57%)	2 (29%)		1 (14%)			7	57%
	11 Overbeeke		16 (64%)	4 (16%)		3 (12%)	2 (8%)		25	56%
	13 VERSCHUEREN		1 (50%)	1 (50%)					2	50%
	14 Sugrañes Martinez		2 (50%)	1 (25%)	1 ()				4	50%
	17 Orczyk		10 (63%)	2 (13%)	1 (13%)	1 (6%)	2 (13%)		16	50%
	Total		42 (56%)	15 (20%)	3 (7%)	8 (11%)	5 (7%)	2 (3%)	75	47%
	PUU									
	1 Stoev				1 (67%)		2 (67%)		3	-67%
	2 KRUYNER			1 (50%)	1 ()				2	0%
	4 COLSON		6 (35%)	3 (18%)	1 (18%)	3 (18%)	3 (18%)	1 (6%)	17	12%
	5 KOEKELKOREN		5 (28%)	2 (11%)	2 (22%)	3 (17%)	4 (22%)	2 (11%)	18	-6%
	7 Kvalen		14 (34%)	11 (27%)	1 (7%)	5 (12%)	3 (7%)	7 (17%)	41	10%
	9 Mijatovic		1 (25%)	1 (25%)	2 ()				4	25%
	11 Nagy				1 (67%)		2 (67%)		3	-67%
	Total		26 (30%)	18 (20%)	9 (16%)	11 (13%)	14 (16%)	10 (11%)	88	2%
			#	+	!	-	/	=	Count of SKILL	EFF



2014-2015

DATA

BelgiumVolleyStats.be
By Marnix Acar

© Trainerstuff.be
By Wouter Laroy

VIZ

(20141115) PUU ~ ASS (0 ~ 3)
Skills in detail (per player): Block

B - Block	Skill	Game Won (Green)					Game Lost (Red)					Count of SKILL	EFF
		#	+	!	-	/	#	+	!	-	/		
ASS	8 BAETENS	1 (50%)					1 (50%)					2	0%
	10 Diefenbach	5 (36%)			5 (0)	2 (14%)	2 (14%)					14	21%
	11 Overbeeke	2 (33%)			1 (0)		3 (50%)				6	-17%	
	13 VERSCHUEREN	1 (50%)					1 (50%)				2	0%	
	14 Sugrañes Martinez	4 (31%)			2 (0)	1 (8%)	6 (46%)				13	-15%	
	17 Orczyk	1 (33%)			1 (0)		1 (33%)				3	0%	
	Total	14 (35%)			9 (0)	3 (8%)	14 (35%)				40	0%	
PUU	4 COLSON	1 (50%)					1 (50%)				2	0%	
	5 KOEKELKOREN						2 (100%)				2	-100%	
	7 Kvalen	1 (20%)					4 (80%)			5	-60%		
	9 Mijatovic	2 (18%)	1 (9%)	1 (0)			7 (64%)			11	-45%		
	11 Nagy	1 (11%)			2 (0)		6 (67%)			9	-56%		
	Total	5 (17%)	1 (3%)	3 (0)			20 (69%)			29	-52%		
		#	+	!	-	/	=			Count of SKILL	EFF		



2014-2015

DATA

BelgiumVolleyStats.be
By Marnix Acar

© Trainerstuff.be
By Wouter Laroy

VIZ

(20141115) PUU ~ ASS (0 ~ 3)

Skills in detail (per player): Serve

S - Serve	ASS	Player	Game Outcome					Count of SKILL	EFF	
			#	+	!	-	/			
		8 BAETENS	3 (23%)	2 (15%)	6 (8%)	1 (8%)	1 (8%)	13	23%	
		10 Diefenbach		5 (33%)	5 (7%)	2 (13%)	1 (7%)	2 (13%)	15	-13%
		11 Overbeeke			5 ()	1 (9%)		5 (45%)	11	-45%
		13 VERSCHUEREN		3 (23%)	2 ()	6 (46%)	2 (15%)	2 (15%)	13	-15%
		14 Sugrañes Martinez		2 (25%)	3 ()	2 (25%)	1 (13%)	1 (13%)	8	-13%
		17 Orczyk		6 (46%)	2 ()	4 (31%)	1 (8%)	1 (8%)	13	-8%
		Total	3 (4%)	18 (25%)	23 (3%)	16 (22%)	2 (3%)	11 (15%)	73	-11%
	PUU	1 Stoev			1 ()			1	0%	
		2 KRUYNER	1 (10%)	4 (40%)	3 ()	1 (10%)	1 (10%)	10	0%	
		4 COLSON		2 (33%)	3 ()		1 (17%)	6	-17%	
		5 KOEKELKOREN		2 (25%)	1 ()	4 (50%)	1 (13%)	8	-13%	
		7 Kvalen		1 (17%)	3 ()	1 (17%)	1 (17%)	6	-17%	
		9 Mijatovic	1 (8%)	4 (33%)	3 ()	2 (17%)	2 (17%)	12	-8%	
		11 Nagy	1 (14%)	1 (14%)	4 (14%)		1 (14%)	7	14%	
		Total	3 (6%)	14 (28%)	18 (2%)	8 (16%)	1 (2%)	6 (12%)	50	-6%
			#	+	!	-	/	=	Count of SKILL	EFF



2014-2015

DATA

BelgiumVolleyStats.be
By Marnix Acar

© Trainerstuff.be
By Wouter Laroy

VIZ

(20141115) PUU ~ ASS (0 ~ 3)
Skills in detail (per player): Reception

R - Reception	Player	Skill						Count of SKILL	EFF	
		#	+	!	-	/	=			
ASS	7 Sparidans	3 (33%)	2 (22%)	3 ()	1 (11%)			9	0%	
	8 BAETENS	2 (13%)	7 (44%)		4 (25%)	1 (6%)	2 (13%)	16	-13%	
	13 VERSCHUEREN				1 (100%)			1	0%	
	17 Orczyk	3 (17%)	9 (50%)	2 ()	3 (17%)		1 (6%)	18	-6%	
	Total	8 (18%)	18 (41%)	5 (2%)	9 (20%)	1 (2%)	3 (7%)	44	-7%	
	PUU	1 Stoev		2 (67%)			1 (33%)		3	0%
		4 COLSON	3 (20%)	9 (60%)	2 ()			1 (7%)	15	-7%
		5 KOEKELKOREN	3 (12%)	9 (36%)	8 (4%)	3 (12%)	1 (4%)	1 (4%)	25	-4%
		10 DE BONT	6 (32%)	7 (37%)	3 ()	2 (11%)		1 (5%)	19	-5%
		Total	12 (19%)	27 (44%)	13 (3%)	5 (8%)	2 (3%)	3 (5%)	62	-5%
		#	+	!	-	/	=	Count of SKILL	EFF	