



2014-2015

DATA

**BelgiumVolleyStats.be**  
By Marnix Acar

© **Trainerstuff.be**  
By Wouter Laroy

VIZ

Scouting data provided by: Marnix Acar - www.BelgiumVolleyStats.be

Data processing and vizualization: Wouter Laroy - www.trainerstuff.be

Questions/Remarks/Suggestions: info@belgiumvolleystats.be - wouterstrainerstuff@gmail.com

		(20141115) HAA ~ ANT					Grand Total	
		2 ~ 3						
		Set 1	Set 2	Set 3	Set 4	Set 5		
		25 ~ 22	20 ~ 25	26 ~ 24	17 ~ 25	10 ~ 15		
ANT	1 Deroey	Libero	16	12	18	14	8	34 34
	3 Van Harskamp	Setter	31	26	28	20	9	55 59
	5 Van Rekom	Wing-Spiker			3	18	9	27
	7 VAN WALLE	Wing-Spiker	17	13	24			13 41
	8 Moreau	Opposite	19	15	11	12	8	35 30
	9 Van Bemmelen	Middle Blocker	8	10	14	9	7	26 22
	10 Jorna	Wing-Spiker	18	17	11	10	7	34 29
	13 DEPOVERE	Setter					1	1
	14 Andrei	Middle Blocker	8					8
HAA	18 COLSON	Middle Blocker	3	14	14	10	9	33 17
	1 Tormans	Opposite			1	1		
	2 Huysegoms	Middle Blocker	7	8	9	7	2	16 17
	5 Janssen	Middle Blocker	8	13	6	9	5	14 27
	6 Van Assche	Wing-Spiker	18	24	13		7	31 31
	7 Deroey	Wing-Spiker		1	4	17	7	25
	11 Van Reeth	Libero	6	7	16	10	5	22 22
	12 Verelst	Setter	21	23	28	22	11	49 56
	13 Steenhouwer	Wing-Spiker	21	22	26	15	8	47 45
	14 Verspecht	Setter	1		1			2
18 Sybers	Opposite	18	16	22	12	15	40 43	

0 50 100 0 50 100 0 50 100 0 50 100 0 50 100 0 50 100  
Number of recorded actions Number of recorded actions Number of recorded actions Number of recorded actions Number of recorded actions Number of recorded actions

■ SET WON ■ SET LOST



2014-2015

DATA

BelgiumVolleyStats.be  
By Marnix Acar

© Trainerstuff.be  
By Wouter Laroy

VIZ

(20141115) HAA ~ ANT (2 ~ 3)  
Game analysis

TOI	ScoringActi..	TOIServe						OPPServe							
		TOISCORE			OPPSCORE			Total	TOISCORE			OPPSCORE			Total
		TOI	OPP	Total	TOI	OPP	Total		TOI	OPP	Total	TOI	OPP	Total	
ANT	A#	14		14		45	45	59	44		44		6	6	50
	S#	4		4				4				4	4	4	
	A=		9	9	4	4	13		4	4	10		10	14	
	A/		12	12	3	3	15		4	4	5		5	9	
	S=				17	17	17		17	17				17	
	E=		1	1	1	1	2		1	1	2		2	3	
	<b>Total</b>		18	22	40	25	45	70	110	44	26	70	17	10	27
HAA	A#	6		6		44	44	50	45		45		14	14	59
	S#	4		4				4				4	4	4	
	A=		10	10	4	4	14		4	4	9		9	13	
	A/		5	5	4	4	9		3	3	12		12	15	
	S=				17	17	17		17	17				17	
	E=		2	2	1	1	3		1	1	1		1	2	
	<b>Total</b>		10	17	27	26	44	70	97	45	25	70	22	18	40

Attack

		Count of SKILL	%SCORE%	=SCORE%	EFF
9 Van Bemmelen	ANT	14	71%	0%	71%
5 Van Rekom	ANT	18	61%	11%	50%
5 Janssen	HAA	10	60%	10%	50%
18 COLSON	ANT	11	55%	0%	55%
10 Jorna	ANT	17	53%	35%	18%
13 Steenhouwer	HAA	30	43%	20%	23%
7 Deroey	HAA	10	40%	20%	20%
8 Moreau	ANT	35	37%	20%	17%
7 VAN WALLE	ANT	25	36%	12%	24%
12 Verelst	HAA	3	33%	33%	0%
18 Sybers	HAA	55	33%	16%	16%
6 Van Assche	HAA	27	30%	22%	7%
2 Huysegoms	HAA	7	14%	43%	-29%
1 Tormans	HAA	1	0%	100%	-100%
3 Van Harskamp	ANT	1	0%	0%	0%
14 Andrei	ANT	4	0%	100%	-100%

Block

		Count of SKILL	#
18 COLSON	ANT	23	9
2 Huysegoms	HAA	10	5
8 Moreau	ANT	4	2
9 Van Bemmelen	ANT	12	2
3 Van Harskamp	ANT	7	1
5 Van Rekom	ANT	2	1
7 VAN WALLE	ANT	4	1
12 Verelst	HAA	2	1
13 Steenhouwer	HAA	4	1
18 Sybers	HAA	4	1
5 Janssen	HAA	8	
6 Van Assche	HAA	3	
7 Deroey	HAA	1	
10 Jorna	ANT	1	
14 Andrei	ANT	2	
14 Verspecht	HAA	1	

Serve

		Count of SKILL	#%	%
8 Moreau	ANT	14	14%	14%
2 Huysegoms	HAA	14	7%	50%
13 Steenhouwer	HAA	17	6%	12%
5 Janssen	HAA	18	6%	22%
18 Sybers	HAA	19	5%	11%
9 Van Bemmelen	ANT	20	5%	15%
3 Van Harskamp	ANT	21	5%	19%
1 Tormans	HAA	1		
5 Van Rekom	ANT	8		
6 Van Assche	HAA	12		17%
7 Deroey	HAA	6		
7 VAN WALLE	ANT	11		27%
10 Jorna	ANT	21		10%
12 Verelst	HAA	11		
13 DEPOVERE	ANT	1		
14 Andrei	ANT	1		
18 COLSON	ANT	13		23%

Reception

		Count of SKILL	#%	%	%
10 Jorna	ANT	17	35%	41%	
1 Deroey	ANT	54	35%	52%	6%
11 Van Reeth	HAA	37	27%	35%	3%
13 Steenhouwer	HAA	31	16%	58%	
6 Van Assche	HAA	15	13%	60%	13%
7 VAN WALLE	ANT	8	13%	50%	13%
7 Deroey	HAA	9	11%	22%	11%
2 Huysegoms	HAA	1		100%	
5 Van Rekom	ANT	1		100%	
18 COLSON	ANT	1		100%	

UPPER:  
TOI = Team of Interest = Team analyzed OPP = Opponent  
XXXServe = who served XXXSCORE = who got the point



2014-2015

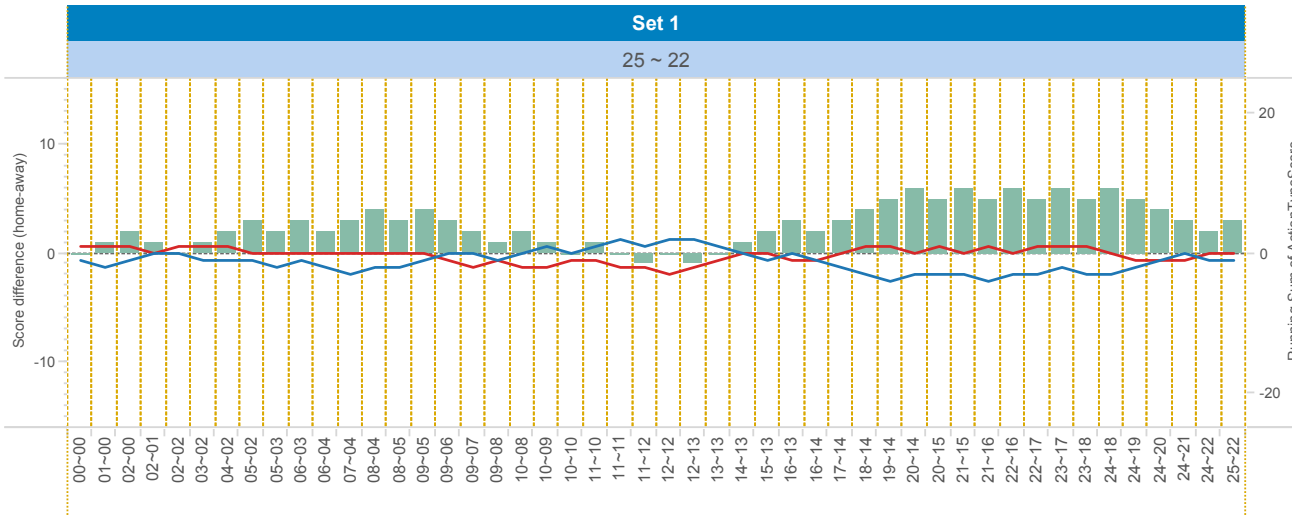
DATA

BelgiumVolleyStats.be  
By Marnix Acar

© Trainerstuff.be  
By Wouter Iaroy

VIZ

(20141115) HAA ~ ANT (2 ~ 3)  
Set analysis - Set 1



TEAM\_NAME

- ANT
- HAA

UPPER LEFT:

+1: A# - B# - S#    -1: A=, A/, B=, B/, S=, R=, D=, F=, S=

LOWER LEFT:

TOI = Team of Interest = Team analyzed    OPP = Opponent  
XXXServe = who served    XXXSCORE = who got the point

LOWER RIGHT:

Attack sorted on #SCORE

Attacking skills

		Set 1													
		TOIServe						OPPServe							
		TOIScore			OPPScore			Total	TOIScore			OPPScore			Total
TOI	Scorin..	TOI	OPP	Total	TOI	OPP	Total		TOI	OPP	Total	TOI	OPP	Total	
ANT	A#	5		5		7	7	12	11		11		1	1	12
	S#	1		1				1							1
	A=		1	1				1	1			5		5	6
	A/		1	1		1	1	2				4		4	4
	S=					5	5	5		2	2				2
	E=					1	1	1							
	<b>Total</b>		6	2	8	7	7	14	22	11	3	14	9	1	10
HAA	A#	1		1		11	11	12	7		7		5	5	12
	S#											1	1	1	
	A=		5	5		1	1	6				1	1	1	
	A/		4	4				4		1	1	1	1	2	
	S=					2	2	2		5	5				5
	E=									1	1				1
	<b>Total</b>		1	9	10	3	11	14	24	7	7	14	2	6	8

		Count of SKILL	#SCORE	#SCORE%	NOSCORE	NOSCORE%	=SCORE	=SCORE%	EFF	
8	Moreau	ANT	12	5	42%	4	33%	3	25%	17%
7	VAN WALLE	ANT	10	4	40%	4	40%	2	20%	20%
10	Jorna	ANT	5	4	80%	0	0%	1	20%	60%
13	Steenhouwer	HAA	10	4	40%	4	40%	2	20%	20%
9	Van Bemmelen	ANT	2	2	100%	0	0%	0	0%	100%
18	Sybers	HAA	10	2	20%	8	80%	0	0%	20%
5	Janssen	HAA	1	1	100%	0	0%	0	0%	100%
12	Verelst	HAA	1	1	100%	0	0%	0	0%	100%
18	COLSON	ANT	1	1	100%	0	0%	0	0%	100%
3	Van Harskamp	ANT	1	0	0%	1	100%	0	0%	0%
6	Van Assche	HAA	4	0	0%	3	75%	1	25%	-25%
14	Andrei	ANT	4	0	0%	0	0%	4	100%	-100%



2014-2015

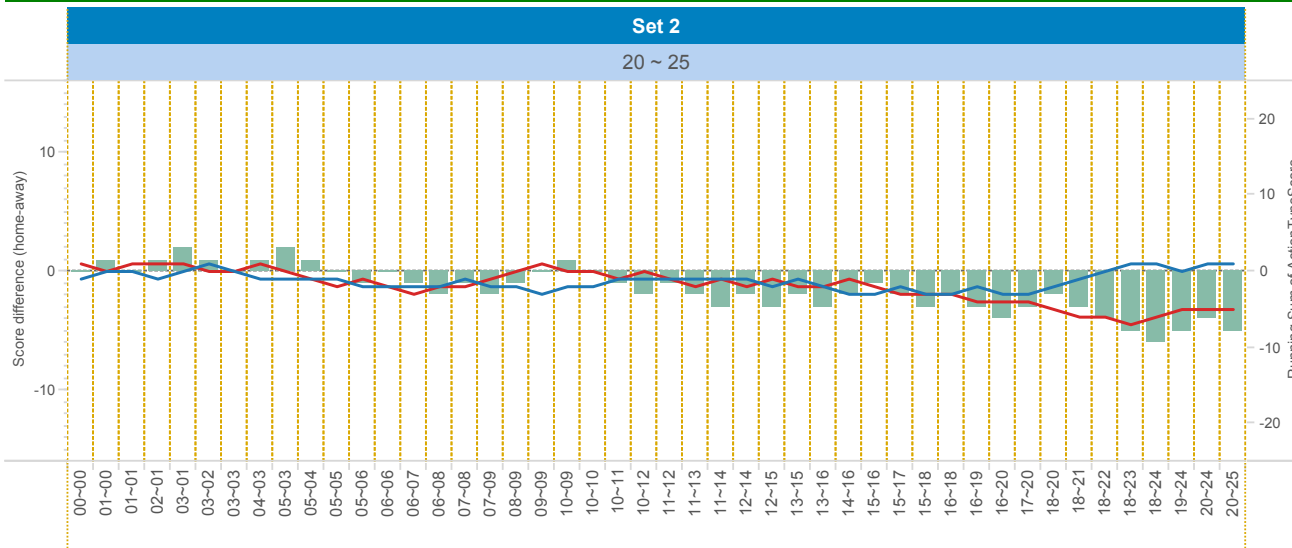
DATA

BelgiumVolleyStats.be  
By Marnix Acar

© Trainerstuff.be  
By Wouter Laroy

VIA

(20141115) HAA ~ ANT (2 ~ 3)  
Set analysis - Set 2



TEAM\_NAME

■ ANT

■ HAA

UPPER LEFT:

+1: A# - B# - S#    -1: A=, A/, B=, B/, S=, R=, D=, F=, S=

LOWER LEFT:

TOI = Team of Interest = Team analyzed    OPP = Opponent  
XXXServe = who served    XXXSCORE = who got the point

LOWER RIGHT:

Attack sorted on #SCORE

Attacking skills

		Set 2													
		TOIServe						OPPServe							
		TOIScore			OPPScore			Total	TOIScore			OPPScore			Total
TOI	Scorin..	TOI	OPP	Total	TOI	OPP	Total	TOI	OPP	Total	TOI	OPP	Total	Total	
ANT	A#	3		3		9	9	12	7		7		3	3	10
	S#	1		1				1					2	2	
	A=		4	4				4		1	1		1	2	
	A/		3	3				3							
	S=				4		4	4		4	4			4	
	E=		1	1				1		1	1		1	2	
	<b>Total</b>		4	8	12	4	9	13	25	7	6	13	2	5	7
HAA	A#	3		3		7	7	10	9		9		3	3	12
	S#	2		2				2					1	1	
	A=		1	1	1		1	2				4	4	4	
	A/											3	3	3	
	S=				4		4	4		4	4			4	
	E=		1	1	1		1	2				1	1	1	
	<b>Total</b>		5	2	7	6	7	13	20	9	4	13	8	4	12

		Count of SKILL	#SCORE	#SCORE%	NOSCORE	NOSCORE%	=SCORE	=SCORE%	EFF	
6	Van Assche	HAA	13	4	31%	5	38%	4	31%	0%
18	Sybers	HAA	13	4	31%	7	54%	2	15%	15%
7	VAN WALLE	ANT	6	3	50%	3	50%	0	0%	50%
8	Moreau	ANT	9	3	33%	6	67%	0	0%	33%
10	Jorna	ANT	3	2	67%	0	0%	1	33%	33%
13	Steenhouwer	HAA	6	2	33%	2	33%	2	33%	0%
2	Huysegoms	HAA	4	1	25%	3	75%	0	0%	25%
5	Janssen	HAA	3	1	33%	2	67%	0	0%	33%
9	Van Bemmelen	ANT	2	1	50%	1	50%	0	0%	50%
18	COLSON	ANT	3	1	33%	2	67%	0	0%	33%



2014-2015

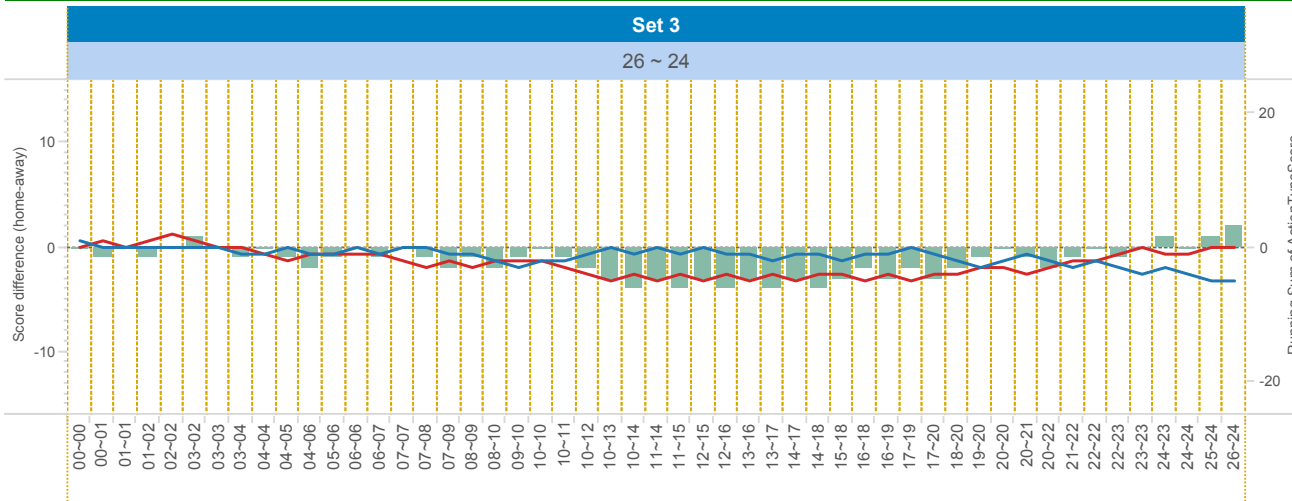
DATA

BelgiumVolleyStats.be  
By Marnix Acar

© Trainerstuff.be  
By Wouter Iaroy

ZIV

(20141115) HAA ~ ANT (2 ~ 3)  
Set analysis - Set 3



TEAM\_NAME

- ANT
- HAA

UPPER LEFT:

+1: A# - B# - S#    -1: A=, A/, B=, B/, S=, R=, D=, F=, S=

LOWER LEFT:

TOI = Team of Interest = Team analyzed    OPP = Opponent  
XXXServe = who served    XXXSCORE = who got the point

LOWER RIGHT:

Attack sorted on #SCORE

		Set 3														
		TOIServe							OPPServe							
		TOIScore			OPPScore				TOIScore			OPPScore				
TOI	Scorin..	TOI	OPP	Total	TOI	OPP	Total	Total	TOI	OPP	Total	TOI	OPP	Total	Total	
ANT	A#	1		1			14	14	15	10		10		2	2	12
	S#	1		1				1						2	2	2
	A=		3	3	2		2	5				3		3	3	3
	A/		2	2				2		2	2	1		1	3	3
	S=				1		1	1		5	5				5	5
	E=											1		1	1	1
	<b>Total</b>		2	5	7	3	14	17	24	10	7	17	5	4	9	26
HAA	A#	2		2			10	10	12	14		14		1	1	15
	S#	2		2				2						1	1	1
	A=		3	3				3		2	2	3		3	5	5
	A/		1	1	2		2	3				2		2	2	2
	S=				5		5	5		1	1				1	1
	E=		1	1				1								
	<b>Total</b>		4	5	9	7	10	17	26	14	3	17	5	2	7	24

Attacking skills

		Count of SKILL	#SCORE	#SCORE%	NOSCORE	NOSCORE%	=SCORE	=SCORE%	EFF
18 Sybers	HAA	15	8	53%	4	27%	3	20%	33%
13 Steenhouwer	HAA	8	4	50%	3	38%	1	13%	38%
6 Van Assche	HAA	8	3	38%	5	63%	0	0%	38%
9 Van Bemmelen	ANT	5	3	60%	2	40%	0	0%	60%
18 COLSON	ANT	4	3	75%	1	25%	0	0%	75%
7 VAN WALLE	ANT	9	2	22%	6	67%	1	11%	11%
10 Jorna	ANT	4	2	50%	0	0%	2	50%	0%
5 Janssen	HAA	1	1	100%	0	0%	0	0%	100%
5 Van Rekom	ANT	2	1	50%	1	50%	0	0%	50%
2 Huysegoms	HAA	2	0	0%	0	0%	2	100%	-100%
7 Deroey	HAA	1	0	0%	1	100%	0	0%	0%
8 Moreau	ANT	6	0	0%	3	50%	3	50%	-50%
12 Verelst	HAA	2	0	0%	1	50%	1	50%	-50%





2014-2015

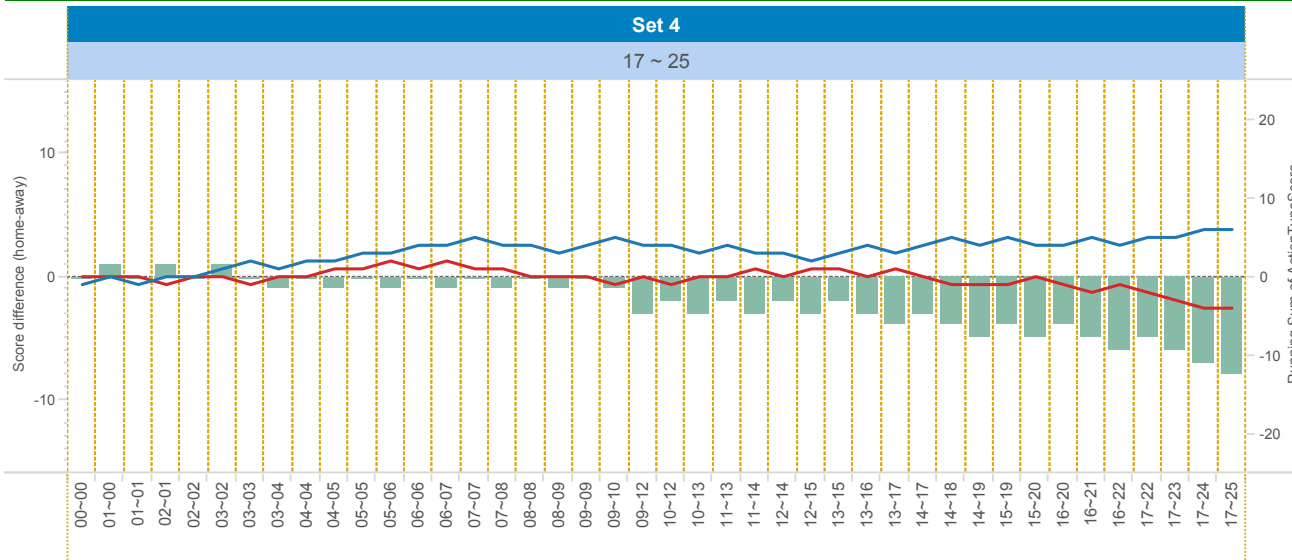
DATA

BelgiumVolleyStats.be  
By Marnix Acar

© Trainerstuff.be  
By Wouter Laroy

ZIV

(20141115) HAA ~ ANT (2 ~ 3)  
Set analysis - Set 4



TEAM\_NAME

- ANT
- HAA

UPPER LEFT:

+1: A# - B# - S#    -1: A=, A/, B=, B/, S=, R=, D=, F=, S=

LOWER LEFT:

TOI = Team of Interest = Team analyzed    OPP = Opponent  
XXXServe = who served    XXXSCORE = who got the point

LOWER RIGHT:

Attack sorted on #SCORE

Attacking skills

		Set 4											
		TOIServe						OPPServe					
		TOISCORE		OPPSCORE		Total	TOISCORE		OPPSCORE		Total	Total	
TOI	Scorin..	TOI	OPP	Total	TOI	OPP	Total	TOI	OPP	Total	TOI	OPP	Total
ANT	A#	2		2		10	10	12		12			12
	S#	1		1				1		1			1
	A=		1	1	1		1	1		1			1
	A/		3	3	2		2	5		1			1
	S=				4		4	4		3			3
	<b>Total</b>		3	4	7	7	10	17	24	12	5	17	
HAA	A#					12	12	12		10		2	2
	S#										1		1
	A=				1		1	1		1		1	2
	A/				1		1	1		2		3	5
	S=				3		3	3		4		4	4
	<b>Total</b>					5	12	17	17	10	7	17	4

		Count of SKILL	#SCORE	#SCORE%	NOSCORE	NOSCORE%	=SCORE	=SCORE%	EFF	
5	Van Rekom	ANT	10	7	70%	2	20%	1	10%	60%
7	Deroey	HAA	7	4	57%	2	29%	1	14%	43%
5	Janssen	HAA	4	3	75%	1	25%	0	0%	75%
8	Moreau	ANT	4	3	75%	1	25%	0	0%	75%
9	Van Bemmelen	ANT	2	2	100%	0	0%	0	0%	100%
13	Steenhouwer	HAA	4	2	50%	1	25%	1	25%	25%
10	Jorna	ANT	4	1	25%	1	25%	2	50%	-25%
18	COLSON	ANT	2	1	50%	1	50%	0	0%	50%
18	Sybers	HAA	7	1	14%	4	57%	2	29%	-14%
1	Tormans	HAA	1	0	0%	0	0%	1	100%	####
2	Huysegoms	HAA	1	0	0%	0	0%	1	100%	####



2014-2015

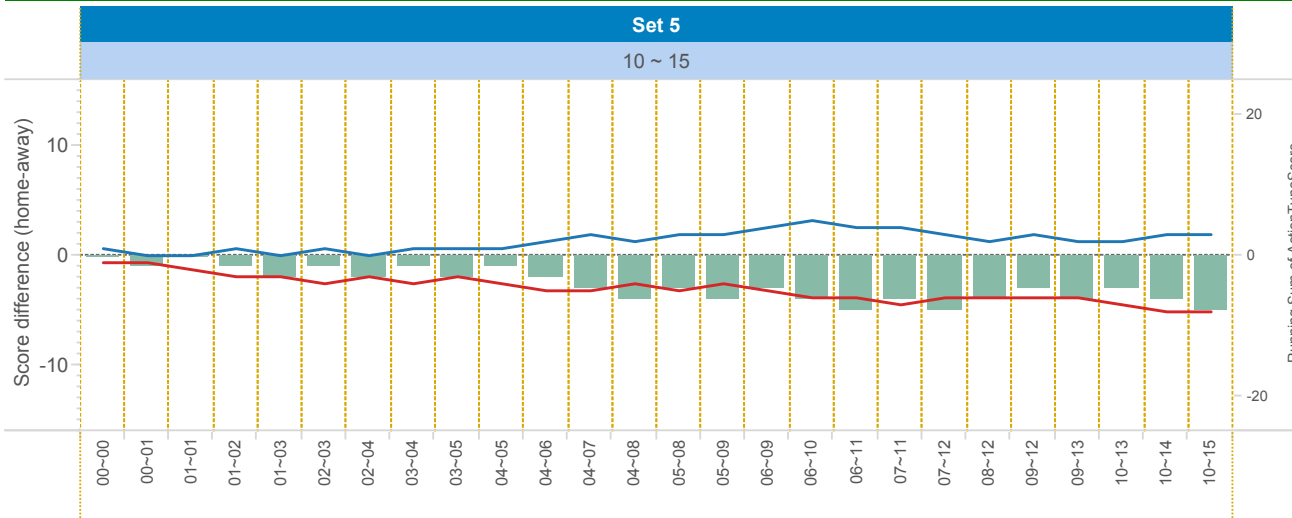
DATA

BelgiumVolleyStats.be  
By Marnix Acar

© Trainerstuff.be  
By Wouter Laroy

ZIV

(20141115) HAA ~ ANT (2 ~ 3)  
Set analysis - Set 5



TEAM\_NAME

- ANT
- HAA

UPPER LEFT:

+1: A# - B# - S#    -1: A=, A/, B=, B/, S=, R=, D=, F=, S=

LOWER LEFT:

TOI = Team of Interest = Team analyzed    OPP = Opponent  
XXXServe = who served    XXXSCORE = who got the point

LOWER RIGHT:

Attack sorted on #SCORE

Attacking skills

		Set 5													
		TOIServe						OPPServe							
		TOISCORE			OPPSCORE			Total	TOISCORE			OPPSCORE			Total
TOI	Scorin..	TOI	OPP	Total	TOI	OPP	Total		TOI	OPP	Total	TOI	OPP	Total	
ANT	A#	3		3		5	5	8	4		4			4	
	A/		3	3			3	3		1	1			1	
	A=				1		1	1		1	1	1		2	
	S=				3		3	3		3	3			3	
	<b>Total</b>		3	3	6	4	5	9	15	4	5	9	1	1	10
HAA	A#					4	4	4	5		5		3	8	
	A/				1		1	1				3		3	
	A=		1	1	1		1	2		1	1			1	
	S=				3		3	3		3	3			3	
	<b>Total</b>			1	1	5	4	9	10	5	4	9	3	3	6

		Count of SKILL	#SCORE	#SCORE%	NOSCORE	NOSCORE%	=SCORE	=SCORE%	EFF
18 Sybers	HAA	55	18	33%	28	51%	9	16%	16%
8 Moreau	ANT	35	13	37%	15	43%	7	20%	17%
13 Steenhouwer	HAA	30	13	43%	11	37%	6	20%	23%
5 Van Rekom	ANT	18	11	61%	5	28%	2	11%	50%
9 Van Bemmelen	ANT	14	10	71%	4	29%	0	0%	71%
7 VAN WALLE	ANT	25	9	36%	13	52%	3	12%	24%
10 Jorna	ANT	17	9	53%	2	12%	6	35%	18%
6 Van Assche	HAA	27	8	30%	13	48%	6	22%	7%
5 Janssen	HAA	10	6	60%	3	30%	1	10%	50%
18 COLSON	ANT	11	6	55%	5	45%	0	0%	55%
7 Deroey	HAA	10	4	40%	4	40%	2	20%	20%
2 Huysegoms	HAA	7	1	14%	3	43%	3	43%	-29%
12 Verelst	HAA	3	1	33%	1	33%	1	33%	0%
1 Tormans	HAA	1	0	0%	0	0%	1	100%	###
3 Van Harskamp	ANT	1	0	0%	1	100%	0	0%	0%
14 Andrei	ANT	4	0	0%	0	0%	4	100%	###



2014-2015

DATA

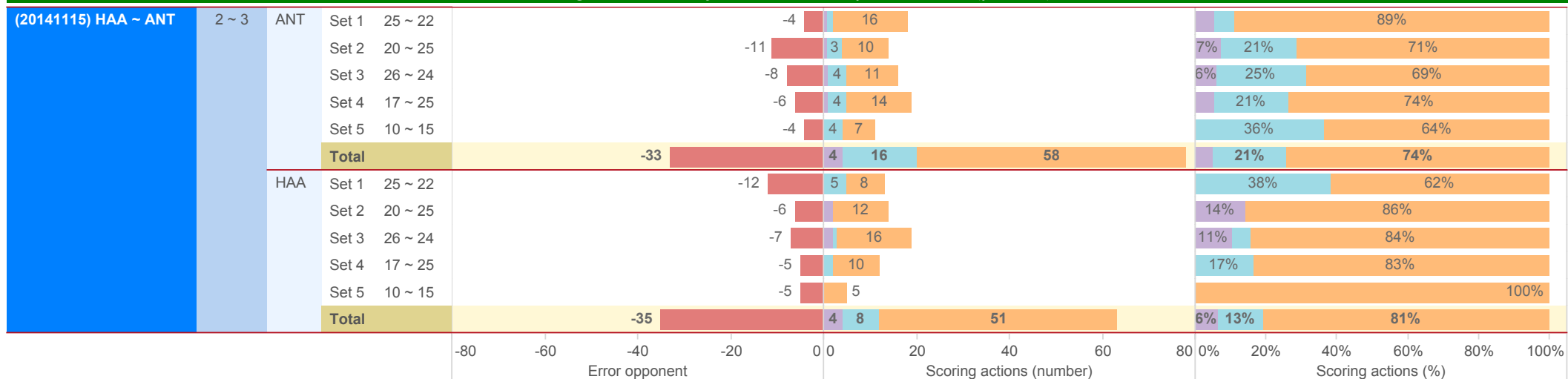
BelgiumVolleyStats.be  
By Marnix Acar

© Trainerstuff.be  
By Wouter Laroy

VIZ

(20141115) HAA ~ ANT (2 ~ 3)

Scoring Actions Analyzed: how were points made (per set)



S - Serve    B - Block    A - Attack





2014-2015

DATA

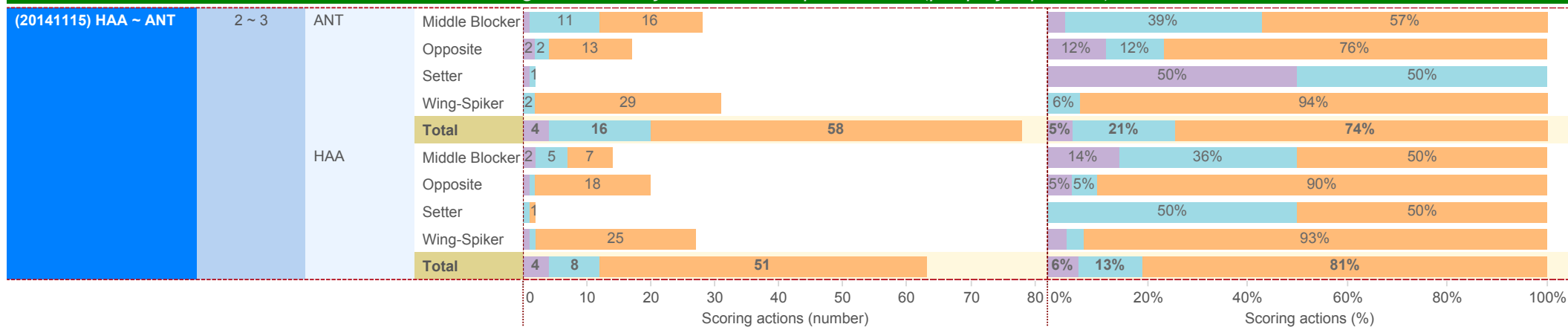
BelgiumVolleyStats.be  
By Marnix Acar

© Trainerstuff.be  
By Wouter Laroy

VIZ

(20141115) HAA ~ ANT (2 ~ 3)

Scoring Actions Analyzed: how were points made (per player position)





2014-2015

DATA

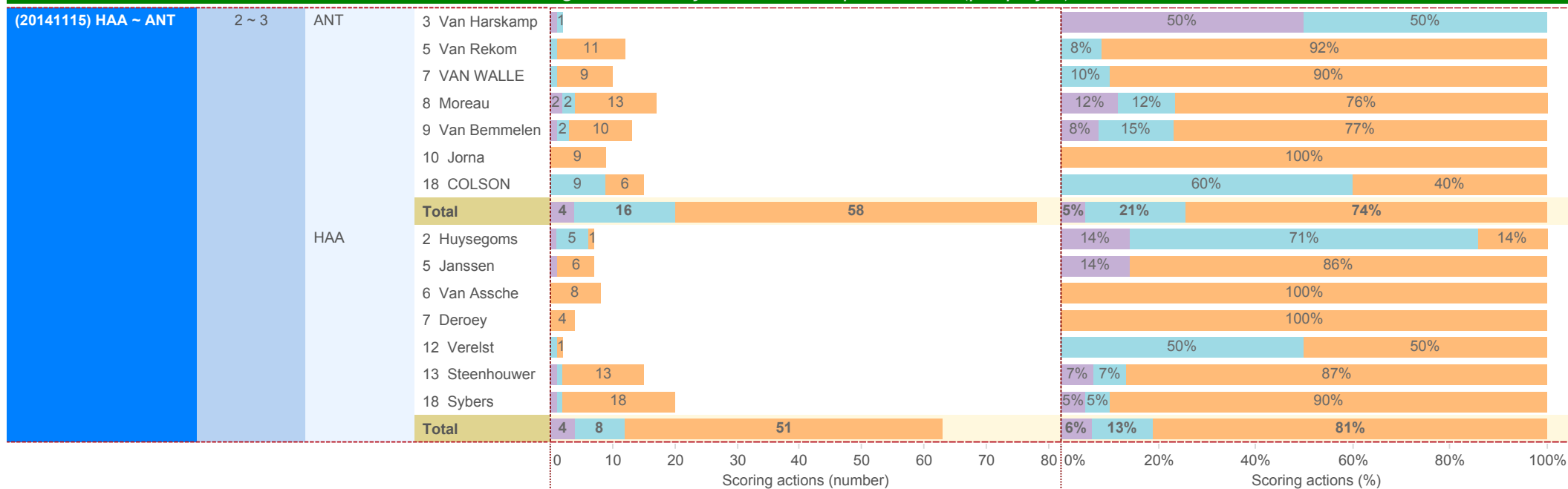
BelgiumVolleyStats.be  
By Marnix Acar

© Trainerstuff.be  
By Wouter Laroy

VIZ

(20141115) HAA ~ ANT (2 ~ 3)

Scoring Actions Analyzed: how were points made (per player)



S - Serve    B - Block    A - Attack



2014-2015

DATA

BelgiumVolleyStats.be  
By Marnix Acar

© Trainerstuff.be  
By Wouter Laroy

VIZ

(20141115) HAA ~ ANT (2 ~ 3)

Skills in detail (per player position): Attack/Block

Skill	Position	Game Won (Green)						Game Lost (Red)		EFF																			
		Count	%	Count	%	Count	%	Count	%																				
A - Attack	ANT	Middle Blocker	16 (55%)	2 (7%)	1 (7%)	6 (21%)	2 (7%)	2 (7%)	29	41%																			
		Opposite	13 (37%)	6 (17%)	1 (6%)	8 (23%)	2 (6%)	5 (14%)	35	17%																			
		Setter		1 (100%)					1	0%																			
		Wing-Spiker	29 (48%)	2 (3%)	2 (7%)	16 (27%)	4 (7%)	7 (12%)	60	30%																			
		<b>Total</b>	<b>58 (46%)</b>	<b>11 (9%)</b>	<b>4 (6%)</b>	<b>30 (24%)</b>	<b>8 (6%)</b>	<b>14 (11%)</b>	<b>125</b>	<b>29%</b>																			
	HAA	Middle Blocker	7 (41%)	2 (12%)	2 (24%)	2 (12%)	4 (24%)		17	18%																			
		Opposite	18 (32%)	7 (13%)	10 (11%)	11 (20%)	6 (11%)	4 (7%)	56	14%																			
		Setter	1 (33%)	1 (33%)				1 (33%)	3	0%																			
		Wing-Spiker	25 (37%)	5 (7%)	5 (9%)	18 (27%)	6 (9%)	8 (12%)	67	16%																			
		<b>Total</b>	<b>51 (36%)</b>	<b>15 (10%)</b>	<b>17 (11%)</b>	<b>31 (22%)</b>	<b>16 (11%)</b>	<b>13 (9%)</b>	<b>143</b>	<b>15%</b>																			
B - Block	ANT	Middle Blocker	11 (30%)	1 (3%)	13 ()			12 (32%)	37	-3%																			
		Opposite	2 (50%)					2 (50%)	4	0%																			
		Setter	1 (14%)	3 (43%)	1 ()	1 (14%)		1 (14%)	7	0%																			
		Wing-Spiker	2 (29%)		3 ()			2 (29%)	7	0%																			
		<b>Total</b>	<b>16 (29%)</b>	<b>4 (7%)</b>	<b>17 ()</b>	<b>1 (2%)</b>		<b>17 (31%)</b>	<b>55</b>	<b>-2%</b>																			
	HAA	Middle Blocker	5 (28%)	5 (28%)	2 ()			6 (33%)	18	-6%																			
		Opposite	1 (25%)	1 (25%)				2 (50%)	4	-25%																			
		Setter	1 (33%)					2 (67%)	3	-33%																			
		Wing-Spiker	1 (13%)		2 ()	1 (13%)		4 (50%)	8	-38%																			
		<b>Total</b>	<b>8 (24%)</b>	<b>6 (18%)</b>	<b>4 ()</b>	<b>1 (3%)</b>		<b>14 (42%)</b>	<b>33</b>	<b>-18%</b>																			
		0	50	100	0	10	20	0	10	20	30	0	20	40	0	10	20	30	0	10	20	30	0	50	100	150	-50%	0%	50%
		#			+			!			-			/			=			Count of SKILL			EFF						



2014-2015

DATA

BelgiumVolleyStats.be  
By Marnix Acar

© Trainerstuff.be  
By Wouter Laroy

VIZ

(20141115) HAA ~ ANT (2 ~ 3)

Skills in detail (per player position): Serve/Reception

Skill	Team	Position	Game Outcome						Count of SKILL	EFF	
			#	+	!	-	/	=			
S - Serve	ANT	Middle Blocker	1 (3%)	9 (26%)	11 (3%)	6 (18%)	1 (3%)	6 (18%)	34	-15%	
		Opposite	2 (14%)	2 (14%)	6 ()	2 (14%)	2 (14%)	2 (14%)	14	0%	
		Setter	1 (5%)	4 (18%)	7 (14%)	3 (14%)	3 (14%)	4 (18%)	22	-14%	
		Wing-Spiker		7 (18%)	19 (5%)	7 (18%)	2 (5%)	5 (13%)	40	-13%	
		<b>Total</b>	<b>4 (4%)</b>	<b>22 (20%)</b>	<b>43 (5%)</b>	<b>18 (16%)</b>	<b>6 (5%)</b>	<b>17 (15%)</b>	<b>110</b>	<b>-12%</b>	
	HAA	Middle Blocker	2 (6%)	2 (6%)	9 (3%)	7 (22%)	1 (3%)	11 (34%)	32	-28%	
		Opposite	1 (5%)	3 (15%)	6 ()	8 (40%)		2 (10%)	20	-5%	
		Setter		2 (18%)	6 ()	3 (27%)			11	0%	
		Wing-Spiker	1 (3%)	1 (3%)	20 (6%)	7 (20%)	2 (6%)	4 (11%)	35	-9%	
		<b>Total</b>	<b>4 (4%)</b>	<b>8 (8%)</b>	<b>41 (3%)</b>	<b>25 (26%)</b>	<b>3 (3%)</b>	<b>17 (17%)</b>	<b>98</b>	<b>-13%</b>	
R - Reception	ANT	Libero	19 (35%)	28 (52%)		3 (6%)	1 (2%)	3 (6%)	54	-6%	
		Middle Blocker		1 (100%)					1	0%	
		Wing-Spiker	7 (27%)	12 (46%)		5 (19%)	1 (4%)	1 (4%)	26	-4%	
		<b>Total</b>	<b>26 (32%)</b>	<b>41 (51%)</b>		<b>8 (10%)</b>	<b>2 (2%)</b>	<b>4 (5%)</b>	<b>81</b>	<b>-5%</b>	
	HAA	Libero	10 (27%)	13 (35%)		10 (27%)	3 (8%)	1 (3%)	37	-3%	
		Middle Blocker		1 (100%)					1	0%	
		Wing-Spiker	8 (15%)	29 (53%)		13 (24%)	2 (4%)	3 (5%)	55	-5%	
		<b>Total</b>	<b>18 (19%)</b>	<b>43 (46%)</b>		<b>23 (25%)</b>	<b>5 (5%)</b>	<b>4 (4%)</b>	<b>93</b>	<b>-4%</b>	
				0 20 40	0 20 40 60 80	0 20 40 60	0 10 20 30 40	0 5 10	0 10 20 30	0 50 100	-40% -20% 0%
				#	+	!	-	/	=	Count of SKILL	EFF



2014-2015

DATA

BelgiumVolleyStats.be  
By Marnix Acar

© Trainerstuff.be  
By Wouter Laroy

VIZ

(20141115) HAA ~ ANT (2 ~ 3)  
Skills in detail (per player): Attack

A - Attack	ANT								Count of SKILL	EFF
		#	+	!	-	/	=			
		3 Van Harskamp	1 (100%)						1	0%
		5 Van Rekom	11 (61%)		1 ( )	4 (22%)		2 (11%)	18	50%
		7 VAN WALLE	9 (36%)	2 (8%)	1 (4%)	10 (40%)	1 (4%)	2 (8%)	25	24%
		8 Moreau	13 (37%)	6 (17%)	1 (6%)	8 (23%)	2 (6%)	5 (14%)	35	17%
		9 Van Bemmelen	10 (71%)		1 ( )	3 (21%)			14	71%
		10 Jorna	9 (53%)			2 (12%)	3 (18%)	3 (18%)	17	18%
		14 Andrei					2 (50%)	2 (50%)	4	-100%
		18 COLSON	6 (55%)	2 (18%)		3 (27%)			11	55%
		<b>Total</b>	<b>58 (46%)</b>	<b>11 (9%)</b>	<b>4 (6%)</b>	<b>30 (24%)</b>	<b>8 (6%)</b>	<b>14 (11%)</b>	<b>125</b>	<b>29%</b>
	HAA	1 Tormans						1 (100%)	1	-100%
		2 Huysegoms	1 (14%)	1 (14%)	1 (43%)	1 (14%)	3 (43%)		7	-29%
		5 Janssen	6 (60%)	1 (10%)	1 (10%)	1 (10%)	1 (10%)		10	50%
		6 Van Assche	8 (30%)	1 (4%)	1 (15%)	11 (41%)	4 (15%)	2 (7%)	27	7%
		7 Deroey	4 (40%)	1 (10%)		3 (30%)	1 (10%)	1 (10%)	10	20%
		12 Verelst	1 (33%)	1 (33%)				1 (33%)	3	0%
		13 Steenhouer	13 (43%)	3 (10%)	4 (3%)	4 (13%)	1 (3%)	5 (17%)	30	23%
		18 Sybers	18 (33%)	7 (13%)	10 (11%)	11 (20%)	6 (11%)	3 (5%)	55	16%
		<b>Total</b>	<b>51 (36%)</b>	<b>15 (10%)</b>	<b>17 (11%)</b>	<b>31 (22%)</b>	<b>16 (11%)</b>	<b>13 (9%)</b>	<b>143</b>	<b>15%</b>
			#	+	!	-	/	=	Count of SKILL	EFF



2014-2015

DATA

BelgiumVolleyStats.be  
By Marnix Acar

© Trainerstuff.be  
By Wouter Laroy

VIZ

(20141115) HAA ~ ANT (2 ~ 3)  
Skills in detail (per player): Block

B - Block		Player	Skill					Count of SKILL	EFF	
			#	+	!	-	/			
B - Block	ANT	3 Van Harskamp	1 (14%)	3 (43%)	1 ()	1 (14%)		1 (14%)	7	0%
		5 Van Rekom	1 (50%)					1 (50%)	2	0%
		7 VAN WALLE	1 (25%)		2 ()			1 (25%)	4	0%
		8 Moreau	2 (50%)					2 (50%)	4	0%
		9 Van Bemmelen	2 (17%)		4 ()			6 (50%)	12	-33%
		10 Jorna			1 ()				1	0%
		14 Andrei			1 ()			1 (50%)	2	-50%
		18 COLSON	9 (39%)	1 (4%)	8 ()			5 (22%)	23	17%
		<b>Total</b>	<b>16 (29%)</b>	<b>4 (7%)</b>	<b>17 ()</b>	<b>1 (2%)</b>		<b>17 (31%)</b>	<b>55</b>	<b>-2%</b>
	HAA	2 Huysegoms	5 (50%)	3 (30%)				2 (20%)	10	30%
		5 Janssen		2 (25%)	2 ()			4 (50%)	8	-50%
		6 Van Assche			2 ()	1 (33%)			3	0%
		7 Deroy						1 (100%)	1	-100%
		12 Verelst	1 (50%)					1 (50%)	2	0%
		13 Steenhouwer	1 (25%)					3 (75%)	4	-50%
		14 Verspecht						1 (100%)	1	-100%
		18 Sybers	1 (25%)	1 (25%)				2 (50%)	4	-25%
		<b>Total</b>	<b>8 (24%)</b>	<b>6 (18%)</b>	<b>4 ()</b>	<b>1 (3%)</b>		<b>14 (42%)</b>	<b>33</b>	<b>-18%</b>
			#	+	!	-	/	=	Count of SKILL	EFF





2014-2015

DATA

BelgiumVolleyStats.be  
By Marnix Acar

© Trainerstuff.be  
By Wouter Laroy

VIZ

(20141115) HAA ~ ANT (2 ~ 3)  
Skills in detail (per player): Serve

S - Serve	Team	Player	Skill						Count of SKILL	EFF
			#	+	!	-	/	=		
S - Serve	ANT	3 Van Harskamp	1 (5%)	4 (19%)	7 (14%)	2 (10%)	3 (14%)	4 (19%)	21	-14%
		5 Van Rekom		2 (25%)	3 (25%)	1 (13%)	2 (25%)	8	0%	
		7 VAN WALLE			6 ()	2 (18%)		3 (27%)	11	-27%
		8 Moreau	2 (14%)	2 (14%)	6 ()	2 (14%)		2 (14%)	14	0%
		9 Van Bemmelen	1 (5%)	5 (25%)	6 (5%)	4 (20%)	1 (5%)	3 (15%)	20	-10%
		10 Jorna		5 (24%)	10 ()	4 (19%)		2 (10%)	21	-10%
		13 DEPOVERE				1 (100%)			1	0%
		14 Andrei		1 (100%)					1	0%
		18 COLSON		3 (23%)	5 ()	2 (15%)		3 (23%)	13	-23%
	<b>Total</b>	<b>4 (4%)</b>	<b>22 (20%)</b>	<b>43 (5%)</b>	<b>18 (16%)</b>	<b>6 (5%)</b>	<b>17 (15%)</b>	<b>110</b>	<b>-12%</b>	
	HAA	1 Tormans			1 ()				1	0%
		2 Huysegoms	1 (7%)	1 (7%)	2 ()	3 (21%)		7 (50%)	14	-43%
		5 Janssen	1 (6%)	1 (6%)	7 (6%)	4 (22%)	1 (6%)	4 (22%)	18	-17%
		6 Van Assche			6 (17%)	2 (17%)	2 (17%)	2 (17%)	12	-17%
		7 Deroey			4 ()	2 (33%)			6	0%
		12 Verelst		2 (18%)	6 ()	3 (27%)			11	0%
		13 Steenhouwer	1 (6%)	1 (6%)	10 ()	3 (18%)		2 (12%)	17	-6%
		18 Sybers	1 (5%)	3 (16%)	5 ()	8 (42%)		2 (11%)	19	-5%
		<b>Total</b>	<b>4 (4%)</b>	<b>8 (8%)</b>	<b>41 (3%)</b>	<b>25 (26%)</b>	<b>3 (3%)</b>	<b>17 (17%)</b>	<b>98</b>	<b>-13%</b>
		#	+	!	-	/	=	Count of SKILL	EFF	



2014-2015

DATA

BelgiumVolleyStats.be  
By Marnix Acar

© Trainerstuff.be  
By Wouter Laroy

VIZ

(20141115) HAA ~ ANT (2 ~ 3)  
Skills in detail (per player): Reception

R - Reception	ANT	#		+		!		-		/		=		Count of SKILL	EFF
		Count	%	Count	%	Count	%	Count	%	Count	%	Count	%		
	1 Deroy	19 (35%)	28 (52%)					3 (6%)	1 (2%)			3 (6%)	54	-6%	
	5 Van Rekom		1 (100%)										1	0%	
	7 VAN WALLE	1 (13%)	4 (50%)					2 (25%)				1 (13%)	8	-13%	
	10 Jorna	6 (35%)	7 (41%)					3 (18%)	1 (6%)				17	0%	
	18 COLSON		1 (100%)										1	0%	
	<b>Total</b>	<b>26 (32%)</b>	<b>41 (51%)</b>					<b>8 (10%)</b>	<b>2 (2%)</b>			<b>4 (5%)</b>	<b>81</b>	<b>-5%</b>	
	HAA														
	2 Huysegoms		1 (100%)										1	0%	
	6 Van Assche	2 (13%)	9 (60%)					2 (13%)				2 (13%)	15	-13%	
	7 Deroy	1 (11%)	2 (22%)					3 (33%)	2 (22%)			1 (11%)	9	-11%	
	11 Van Reeth	10 (27%)	13 (35%)					10 (27%)	3 (8%)			1 (3%)	37	-3%	
	13 Steenhouver	5 (16%)	18 (58%)					8 (26%)					31	0%	
	<b>Total</b>	<b>18 (19%)</b>	<b>43 (46%)</b>					<b>23 (25%)</b>	<b>5 (5%)</b>			<b>4 (4%)</b>	<b>93</b>	<b>-4%</b>	
		#	+	!	-	/	=								