



2014-2015

DATA

**BelgiumVolleyStats.be**  
By Marnix Acar

© **Trainerstuff.be**  
By Wouter Laroy

VIZ

Scouting data provided by: Marnix Acar - [www.BelgiumVolleyStats.be](http://www.BelgiumVolleyStats.be)

Data processing and vizualization: Wouter Laroy - [www.trainerstuff.be](http://www.trainerstuff.be)

Questions/Remarks/Suggestions: [info@belgiumvolleystats.be](mailto:info@belgiumvolleystats.be) - [wouterstrainerstuff@gmail.com](mailto:wouterstrainerstuff@gmail.com)

		(20141109) GEN ~ ROE				Grand Total	
		1 ~ 3					
		Set 1	Set 2	Set 3	Set 4		
		14 ~ 25	25 ~ 18	25 ~ 27	21 ~ 25		
GEN	1 Christiaens Wing-Spiker	18	9	20	1	39	
	2 Vandecaveye Wing-Spiker				14	14	
	3 DEVRIESE Middle Blocker	5	8	12	11	28	
	4 De Paepe Middle Blocker	4	7	3	6	13	
	9 Vandecaveye Wing-Spiker	15	17	21	22	58	
	11 DEGRUYTER Setter	5	14	4	8	17	
	14 Tholse Wing-Spiker	11	11	24	17	52	
	18 Nagels Libero	5	6	6	3	14	
ROE	2 TUERLINCKX Opposite			2	19	21	
	3 Paulides Middle Blocker	9	9	5	9	23	
	4 D'HULST Setter	7	4	5		12	
	5 COOLMAN Middle Blocker			20	12	32	
	6 DEJONCKHEERE Libero	2	7	7	5	14	
	9 VAN DE VELDE Middle Blocker	13	7	4		17	
	10 Dedeyne Opposite	13	7			13	
	11 CLAES Wing-Spiker	7	12	15	5	27	
	12 VAN HIRTUM Wing-Spiker		11	22	18	40	
	14 TERVAPORTTI Setter				6	6	
	15 ROUSSEAUX Wing-Spiker	8	11	17	7	32	
			0 20 40 60	0 20 40 60	0 20 40 60	0 20 40 60	0 20 40 60
			Number of recorded actions	Number of recorded actions	Number of recorded actions	Number of recorded actions	Number of recorded actions

■ SET WON ■ SET LOST



2014-2015

DATA

BelgiumVolleyStats.be  
By Marnix Acar

© Trainerstuff.be  
By Wouter Laroy

VIZ

(20141109) GEN ~ ROE (1 ~ 3)  
Game analysis

TOI	ScoringActi..	TOIServe						OPPServe							
		TOIScore			OPPScore			Total	TOIScore			OPPScore			Total
		TOI	OPP	Total	TOI	OPP	Total		TOI	OPP	Total	TOI	OPP	Total	
GEN	A#	8		8	1	39	40	48	34		34		12	12	46
	S#	2		2				2					2	2	2
	A=		8	8	1		1	9		2	2	7	7	9	
	A\		8	8				8		2	2		13	13	15
	S=				15		15	15		15	15				15
	E=				1		1	1				2	2	2	2
	F=				1		1	1		1	1				1
	D=		1	1	1		1	1		2	2				2
B=				1		1	1		2	2				2	
	<b>Total</b>	10	17	27	20	39	59	86	34	24	58	22	14	36	94
ROE	A#	12		12	2	34	34	46	39	1	40		8	8	48
	S#	2		2				2					2	2	2
	A=		7	7	2		2	9		1	1	8	8	9	
	A\		13	13	2		2	15		1	1	8	8	8	
	S=				15		15	15		15	15				15
	E=		2	2				2		1	1				1
	F=				1		1	1		1	1				1
	D=				2		2	2				1	1	1	1
B=				2		2	2		1	1			1	1	
	<b>Total</b>	14	22	36	24	34	58	94	39	20	59	17	10	27	86

Attack

		Count of SKILL	%SCORE	%SCORE	EFF
5 COOLMAN	ROE	6	83%	17%	67%
4 De Paepe	GEN	4	75%	0%	75%
3 Paulides	ROE	14	64%	14%	50%
2 TUERLINCKX	ROE	15	60%	13%	47%
11 CLAES	ROE	13	54%	23%	31%
10 Dedeyne	ROE	6	50%	17%	33%
15 ROUSSEAUX	ROE	23	48%	26%	22%
9 Vandecaveye	GEN	19	47%	16%	32%
3 DEVRIESE	GEN	15	47%	27%	20%
14 Tholse	GEN	35	46%	14%	31%
2 Vandecaveye	GEN	5	40%	0%	40%
9 VAN DE VELDE	ROE	5	40%	0%	40%
12 VAN HIRTUM	ROE	13	38%	38%	0%
1 Christiaens	GEN	15	33%	40%	-7%
11 DEGRUYTER	GEN	8	13%	38%	-25%

Block

		Count of SKILL	#
3 DEVRIESE	GEN	6	4
5 COOLMAN	ROE	8	4
3 Paulides	ROE	4	3
15 ROUSSEAUX	ROE	6	3
4 De Paepe	GEN	4	2
10 Dedeyne	ROE	2	2
1 Christiaens	GEN	4	1
9 VAN DE VELDE	ROE	3	1
9 Vandecaveye	GEN	3	1
11 DEGRUYTER	GEN	2	1
14 Tholse	GEN	4	1
2 Vandecaveye	GEN	1	
11 CLAES	ROE	1	
12 VAN HIRTUM	ROE	1	
14 TERVAPORTTI	ROE	2	

Serve

		Count of SKILL	%	%
11 DEGRUYTER	GEN	17	12%	12%
15 ROUSSEAUX	ROE	11	9%	27%
5 COOLMAN	ROE	15	7%	7%
1 Christiaens	GEN	9		44%
2 TUERLINCKX	ROE	5		20%
2 Vandecaveye	GEN	4		25%
3 DEVRIESE	GEN	12		17%
3 Paulides	ROE	12		33%
4 D'HULST	ROE	12		
4 De Paepe	GEN	12		25%
9 VAN DE VELDE	ROE	15		13%
9 Vandecaveye	GEN	14		7%
10 Dedeyne	ROE	3		33%
11 CLAES	ROE	10		20%
12 VAN HIRTUM	ROE	9		
14 TERVAPORTTI	ROE	2		50%
14 Tholse	GEN	18		11%

Reception

		Count of SKILL	%	%	%
12 VAN HIRTUM	ROE	25	60%	8%	
18 Nagels	GEN	16	44%	25%	6%
6 DEJONCKHEERE	ROE	20	40%	35%	
11 CLAES	ROE	13	38%	38%	15%
9 Vandecaveye	GEN	36	22%	31%	3%
10 Dedeyne	ROE	9	22%	44%	
1 Christiaens	GEN	19	5%	21%	
2 Vandecaveye	GEN	4		75%	
3 Paulides	ROE	1		100%	
11 DEGRUYTER	GEN	1			
14 TERVAPORTTI	ROE	1			
14 Tholse	GEN	3			
15 ROUSSEAUX	ROE	2			

UPPER:

TOI = Team of Interest = Team analyzed    OPP = Opponent  
 XXXServe = who served    XXXSCORE = who got the point



2014-2015

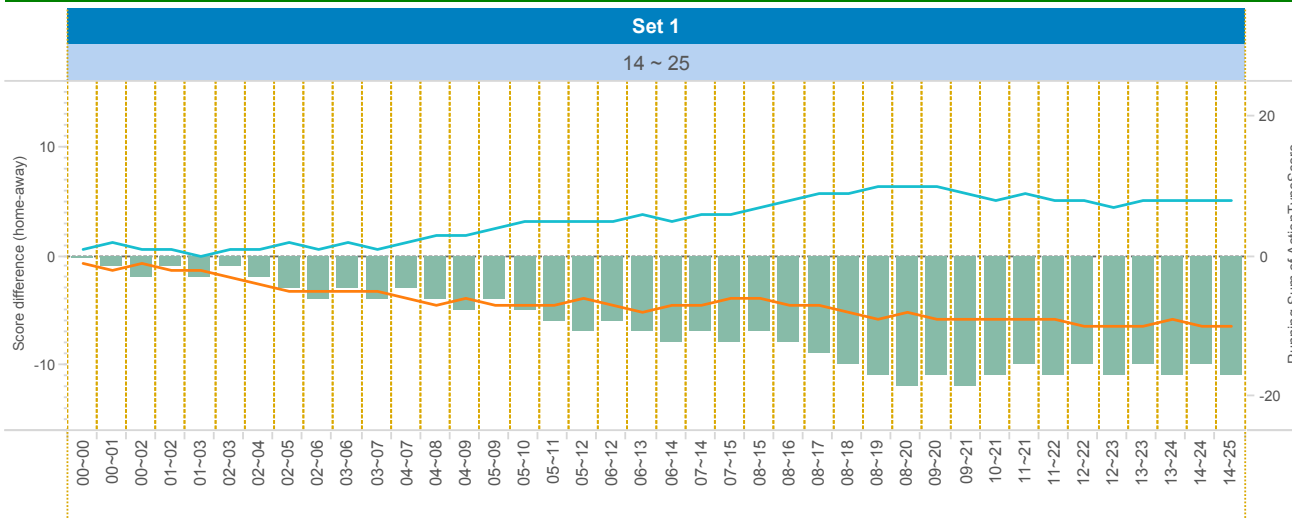
DATA

BelgiumVolleyStats.be  
By Marnix Acar

© Trainerstuff.be  
By Wouter laroy

VIZ

(20141109) GEN ~ ROE (1 ~ 3)  
Set analysis - Set 1



TEAM\_NAME

- GEN
- ROE

UPPER LEFT:

+1: A# - B# - S#    -1: A=, A/, B=, B/, S=, R=, D=, F=, S=

LOWER LEFT:

TOI = Team of Interest = Team analyzed    OPP = Opponent  
XXXServe = who served    XXXSCORE = who got the point

LOWER RIGHT:

Attack sorted on #SCORE

Attacking skills

		Set 1													
		TOIServe						OPPServe							
		TOISCORE			OPPSCORE			Total	TOISCORE			OPPSCORE			Total
TOI	Scorin..	TOI	OPP	Total	TOI	OPP	Total		TOI	OPP	Total	TOI	OPP	Total	
GEN	A#				8		8	8	7		7		4	4	11
	A=		1	1			1				2		2	2	
	A/										5		5	5	
	S=				5		5	5	5		5		5	5	
	E=										1		1	1	
	F=								1		1		1	1	
	<b>Total</b>			1	1	5	8	13	14	7	6	13	8	4	12
ROE	A#	4		4		7	7	11	8		8				8
	A=		2	2			2				1		1	1	
	A/		5	5			5								
	S=				5		5	5	5		5		5	5	
	E=		1	1			1	1							
	F=				1		1	1							
	<b>Total</b>		4	8	12	6	7	13	25	8	5	13	1	1	14

		Count of SKILL	#SCORE	#SCORE%	NOSCORE	NOSCORE%	=SCORE	=SCORE%	EFF
10 Dedejne	ROE	4	3	75%	1	25%	0	0%	75%
15 ROUSSEAUX	ROE	4	3	75%	1	25%	0	0%	75%
1 Christiaens	GEN	4	2	50%	0	0%	2	50%	0%
3 Paulides	ROE	4	2	50%	1	25%	1	25%	25%
9 VAN DE VELDE	ROE	3	2	67%	1	33%	0	0%	67%
9 Vandecaveye	GEN	4	2	50%	1	25%	1	25%	25%
11 CLAES	ROE	2	2	100%	0	0%	0	0%	100%
14 Tholse	GEN	8	2	25%	4	50%	2	25%	0%
4 De Paepe	GEN	1	1	100%	0	0%	0	0%	100%
3 DEVRIESE	GEN	2	0	0%	1	50%	1	50%	-50%
11 DEGRUYTER	GEN	2	0	0%	1	50%	1	50%	-50%



2014-2015

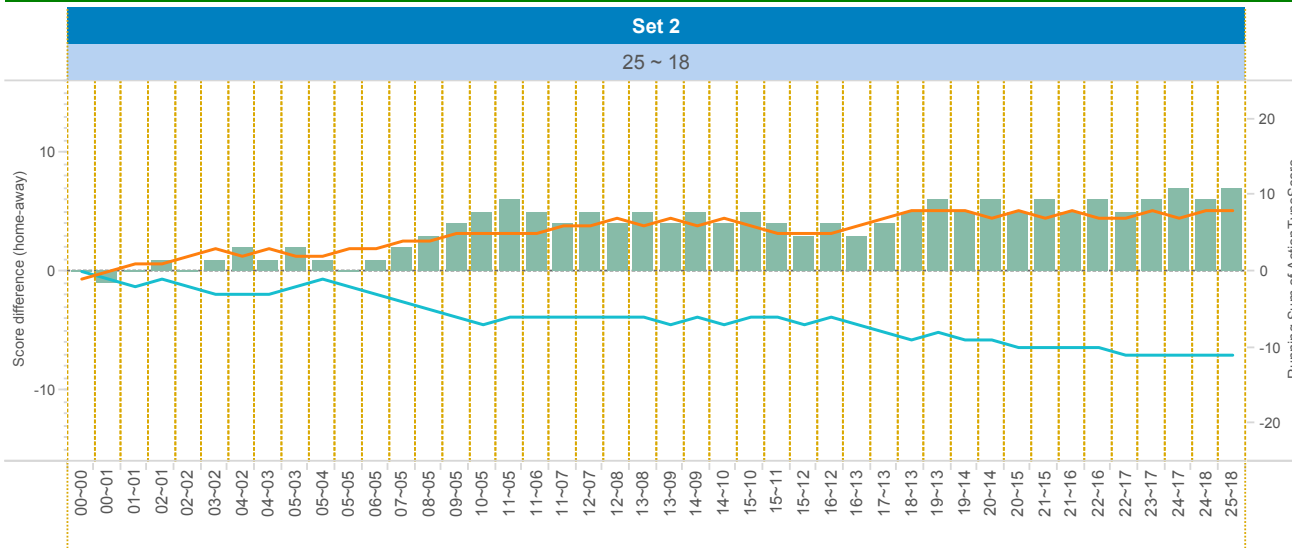
DATA

BelgiumVolleyStats.be  
By Marnix Acar

© Trainerstuff.be  
By Wouter Laroy

VIV

(20141109) GEN ~ ROE (1 ~ 3)  
Set analysis - Set 2



TEAM\_NAME

GEN

ROE

UPPER LEFT:

+1: A# - B# - S# -1: A=, A/, B=, B/, S=, R=, D=, F=, S=

LOWER LEFT:

TOI = Team of Interest = Team analyzed OPP = Opponent  
XXXServe = who served XXXSCORE = who got the point

LOWER RIGHT:

Attack sorted on #SCORE

Attacking skills

		Set 2													
		TOIServe						OPPServe							
		TOIScore			OPPScore			Total	TOIScore			OPPScore			Total
TOI	Scorin..	TOI	OPP	Total	TOI	OPP	Total	TOI	OPP	Total	TOI	OPP	Total	Total	
GEN	A#	1		1		7	7	8	10		10		1	1	11
	S#	2		2			2							2	
	A=		2	2	1		1	3				1		1	
	A/		4	4			4	4		2	2			2	
	S=				4		4	4		3	3			3	
	E=				1		1	1				1		1	
	F=				1		1	1						1	
	D=		1	1				1						1	
	B=				1		1	1						1	
	Total		3	7	10	8	7	15	25	10	5	15	2	1	3
ROE	A#	1		1		10	10	11	7		7		1	1	8
	S#											2		2	
	A=		1	1			1	1		1		2		3	
	A/				2		2	2			2			4	
	S=				3		3	3		4	4			4	
	E=							1		1				1	
	F=		1	1				1		1				1	
	D=											1		1	
	B=									1	1			1	
	Total		1	2	3	5	10	15	18	7	8	15	7	3	10

		Count of SKILL	#SCORE	#SCORE%	NOSCORE	NOSCORE%	=SCORE	=SCORE%	EFF	
14	Tholse	GEN	5	4	80%	1	20%	0	0%	80%
9	Vandecaveye	GEN	5	3	60%	2	40%	0	0%	60%
11	CLAES	ROE	6	3	50%	1	17%	2	33%	17%
15	ROUSSEAUX	ROE	7	3	43%	1	14%	3	43%	0%
3	DEVRIESE	GEN	4	2	50%	2	50%	0	0%	50%
3	Paulides	ROE	4	2	50%	1	25%	1	25%	25%
1	Christiaens	GEN	2	1	50%	1	50%	0	0%	50%
4	De Paepe	GEN	1	1	100%	0	0%	0	0%	100%
9	VAN DE VELDE	ROE	2	0	0%	2	100%	0	0%	0%
10	Dedeyne	ROE	2	0	0%	1	50%	1	50%	-50%
11	DEGRUYTER	GEN	2	0	0%	0	0%	2	100%	-100%
12	VAN HIRTUM	ROE	1	0	0%	0	0%	1	100%	-100%



2014-2015

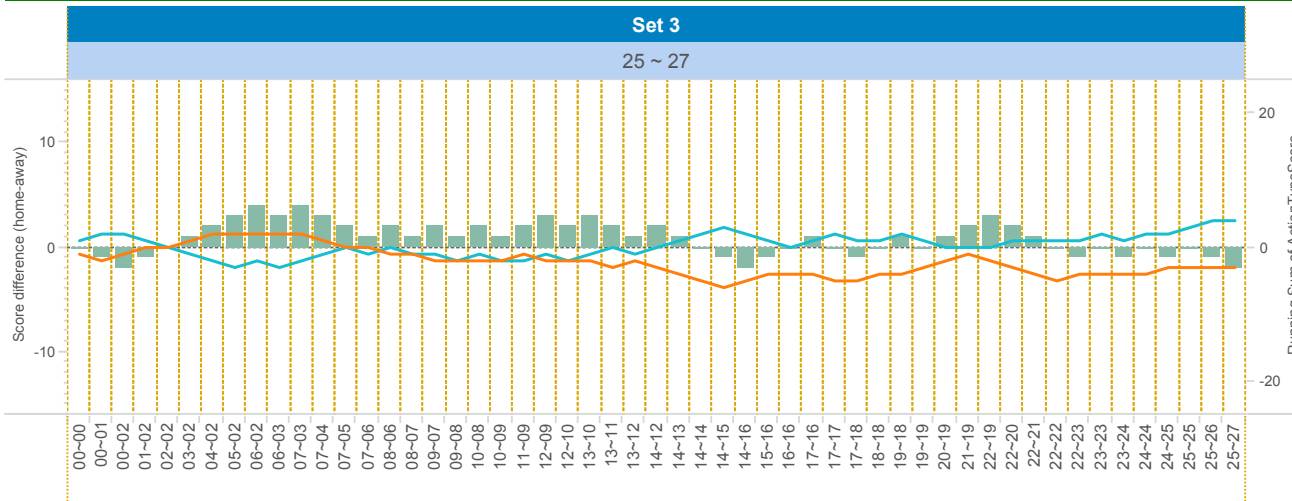
DATA

BelgiumVolleyStats.be  
By Marnix Acar

© Trainerstuff.be  
By Wouter Laroy

VIZ

(20141109) GEN ~ ROE (1 ~ 3)  
Set analysis - Set 3



TEAM\_NAME

- GEN
- ROE

UPPER LEFT:

+1: A# - B# - S#    -1: A=, A/, B=, B/, S=, R=, D=, F=, S=

LOWER LEFT:

TOI = Team of Interest = Team analyzed    OPP = Opponent  
XXXServe = who served    XXXSCORE = who got the point

LOWER RIGHT:

Attack sorted on #SCORE

		Set 3															
		TOIServe							OPPServe								
		TOIScore			OPPScore				Total	TOIScore			OPPScore				Total
TOI	Scorin..	TOI	OPP	Total	TOI	OPP	Total	TOI		OPP	Total	TOI	OPP	Total	Total		
GEN	A#	4		4		12	12	16	6		6		2	2	8		
	S#												2	2	2		
	A=		3	3				3				2	2	2	2		
	A/		4	4				4				7	7	7	7		
	S=					2	2	2		4	4				4		
	D=									2	2				2		
	B=									2	2				2		
	<b>Total</b>	4	7	11	2	12	14	25	6	8	14	9	4	13	27		
ROE	A#	2		2		6	6	8	12		12		4	4	16		
	S#	2		2				2							2		
	A=		2	2				2				3	3	3	3		
	A/		7	7				7				4	4	4	4		
	S=					4	4	4		2	2				2		
	D=					2	2	2							2		
	B=					2	2	2							2		
	<b>Total</b>	4	9	13	8	6	14	27	12	2	14	7	4	11	25		

Attacking skills

		Count of SKILL	#SCORE	#SCORE%	NOSCORE	NOSCORE%	=SCORE	=SCORE%	EFF	
14	Tholse	GEN	11	4	36%	5	45%	2	18%	18%
15	ROUSSEAU	ROE	10	4	40%	3	30%	3	30%	10%
5	COOLMAN	ROE	4	3	75%	0	0%	1	25%	50%
12	VAN HIRTUM	ROE	9	3	33%	3	33%	3	33%	0%
1	Christiaens	GEN	9	2	22%	3	33%	4	44%	-22%
3	DEVRIESE	GEN	4	2	50%	1	25%	1	25%	25%
3	Paulides	ROE	3	2	67%	1	33%	0	0%	67%
9	Vandecaveye	GEN	6	2	33%	2	33%	2	33%	0%
2	TUERLINCKX	ROE	1	1	100%	0	0%	0	0%	100%
11	CLAES	ROE	3	1	33%	2	67%	0	0%	33%
11	DEGRUYTER	GEN	1	0	0%	1	100%	0	0%	0%



2014-2015

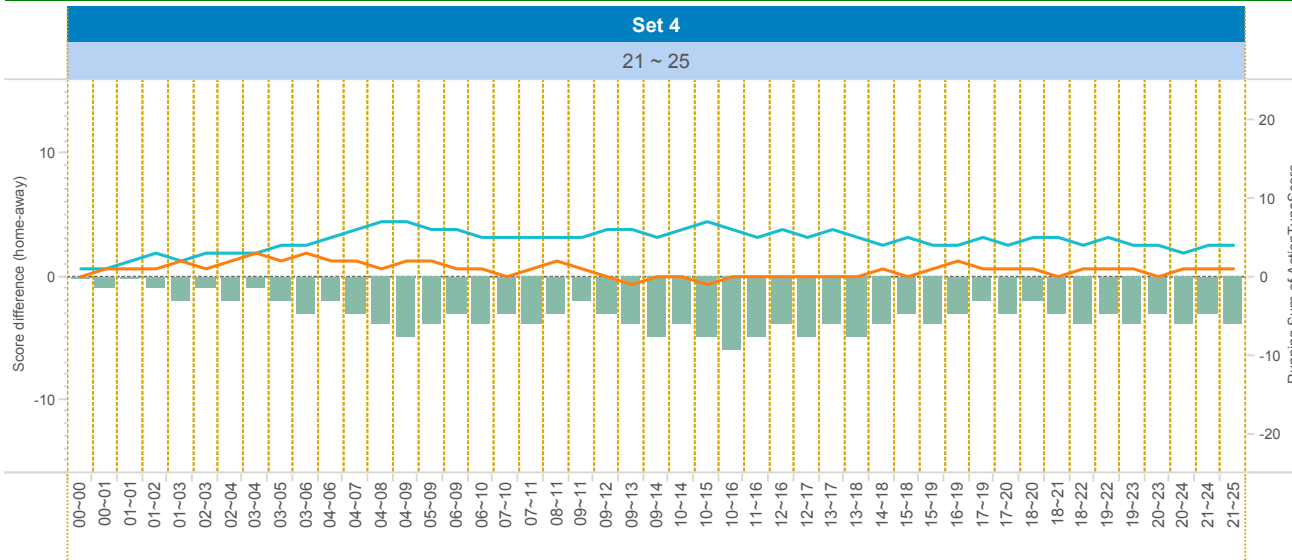
DATA

BelgiumVolleyStats.be  
By Marnix Acar

© Trainerstuff.be  
By Wouter Laroy

ZIV

(20141109) GEN ~ ROE (1 ~ 3)  
Set analysis - Set 4



TEAM\_NAME

- GEN
- ROE

UPPER LEFT:

+1: A# - B# - S#    -1: A=, A/, B=, B/, S=, R=, D=, F=, S=

LOWER LEFT:

TOI = Team of Interest = Team analyzed    OPP = Opponent  
XXXServe = who served    XXXSCORE = who got the point

LOWER RIGHT:

Attack sorted on #SCORE

Attacking skills

		Set 4												
		TOIServe						OPPServe						
		TOISCORE		OPPSCORE		Total	TOISCORE		OPPSCORE		Total	Total		
TOI	Scorin..	TOI	OPP	Total	TOI	OPP	Total	TOI	OPP	Total	TOI	OPP	Total	
GEN	A#	3		3	1	12	13	16	11		11	5	5	16
	A=		2	2				2	2	2			2	4
	A/								1		1			1
	S=				4		4	4		3	3			3
	<b>Total</b>		3	2	5	5	12	17	22	11	5	16	3	5
ROE	A#	5		5		11	11	16	12	1	13		3	3
	A=		2	2	2		2	4			2		2	2
	A/		1	1				1						
	S=				3		3	3		4	4			4
	<b>Total</b>		5	3	8	5	11	16	24	12	5	17	2	3

		Count of SKILL	#SCORE	#SCORE%	NOSCORE	NOSCORE%	=SCORE	=SCORE%	EFF	
2	TUERLINCKX	ROE	14	8	57%	4	29%	2	14%	43%
14	Tholse	GEN	11	6	55%	4	36%	1	9%	45%
3	DEVRIESE	GEN	5	3	60%	0	0%	2	40%	20%
3	Paulides	ROE	3	3	100%	0	0%	0	0%	100%
2	Vandecaveye	GEN	5	2	40%	3	60%	0	0%	40%
5	COOLMAN	ROE	2	2	100%	0	0%	0	0%	100%
9	Vandecaveye	GEN	4	2	50%	2	50%	0	0%	50%
12	VAN HIRTUM	ROE	3	2	67%	0	0%	1	33%	33%
4	De Paepe	GEN	2	1	50%	1	50%	0	0%	50%
11	CLAES	ROE	2	1	50%	0	0%	1	50%	0%
11	DEGRUYTER	GEN	3	1	33%	2	67%	0	0%	33%
15	ROUSSEAUX	ROE	2	1	50%	1	50%	0	0%	50%



2014-2015

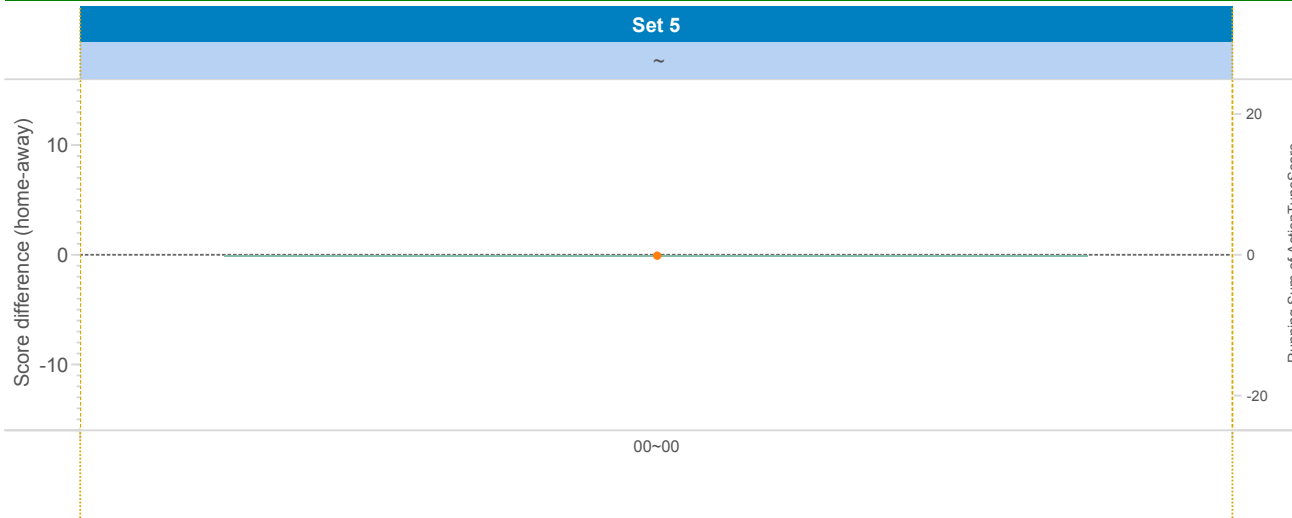
DATA

BelgiumVolleyStats.be  
By Marnix Acar

© Trainerstuff.be  
By Wouter Laroy

VIZ

(20141109) GEN ~ ROE (1 ~ 3)  
Set analysis - Set 5



TEAM\_NAME

GEN

UPPER LEFT:

+1: A# - B# - S#    -1: A=, A/, B=, B/, S=, R=, D=, F=, S=

LOWER LEFT:

TOI = Team of Interest = Team analyzed    OPP = Opponent  
XXXServe = who served    XXXSCORE = who got the point

LOWER RIGHT:

Attack sorted on #SCORE

Attacking skills



2014-2015

DATA

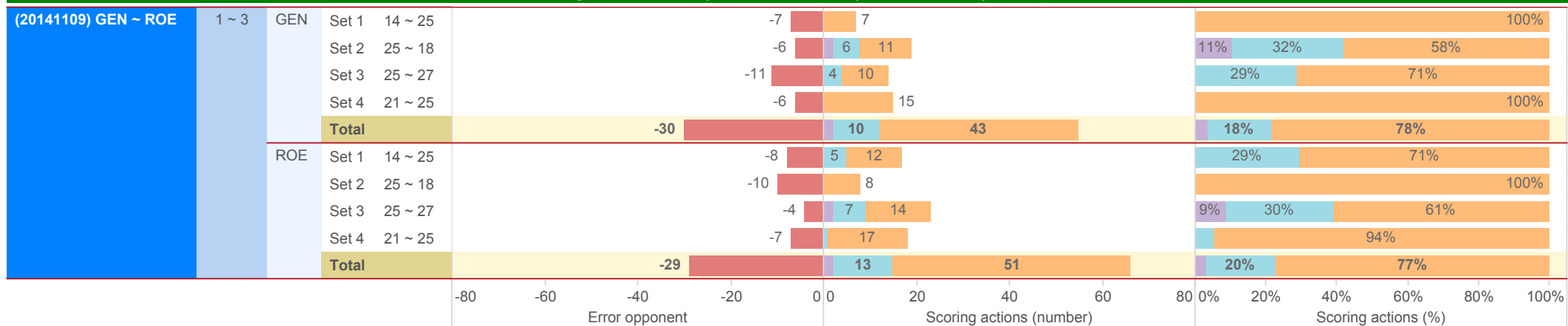
BelgiumVolleyStats.be  
By Marnix Acar

© Trainerstuff.be  
By Wouter Laroy

VIZ

(20141109) GEN ~ ROE (1 ~ 3)

Scoring Actions Analyzed: how were points made (per set)



S - Serve    B - Block    A - Attack





2014-2015

DATA

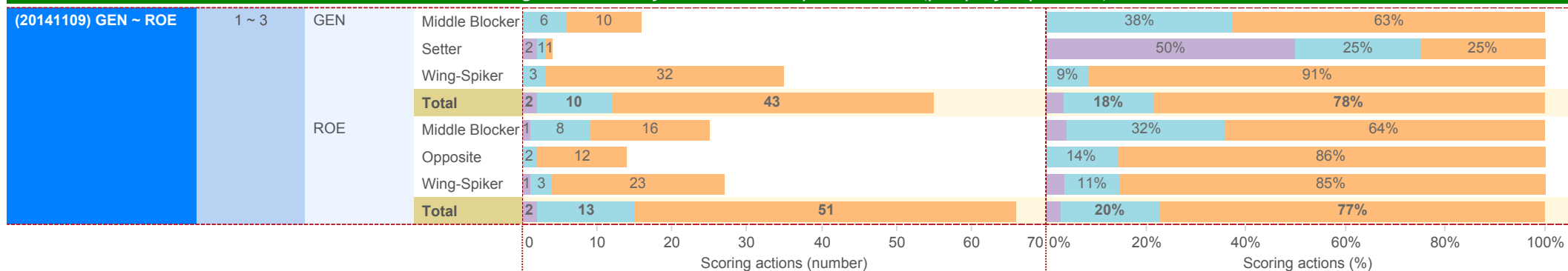
**BelgiumVolleyStats.be**  
By Marnix Acar

© **Trainerstuff.be**  
By Wouter Laroy

VIZ

**(20141109) GEN ~ ROE (1 ~ 3)**

Scoring Actions Analyzed: how were points made (per player position)



S - Serve    B - Block    A - Attack



2014-2015

DATA

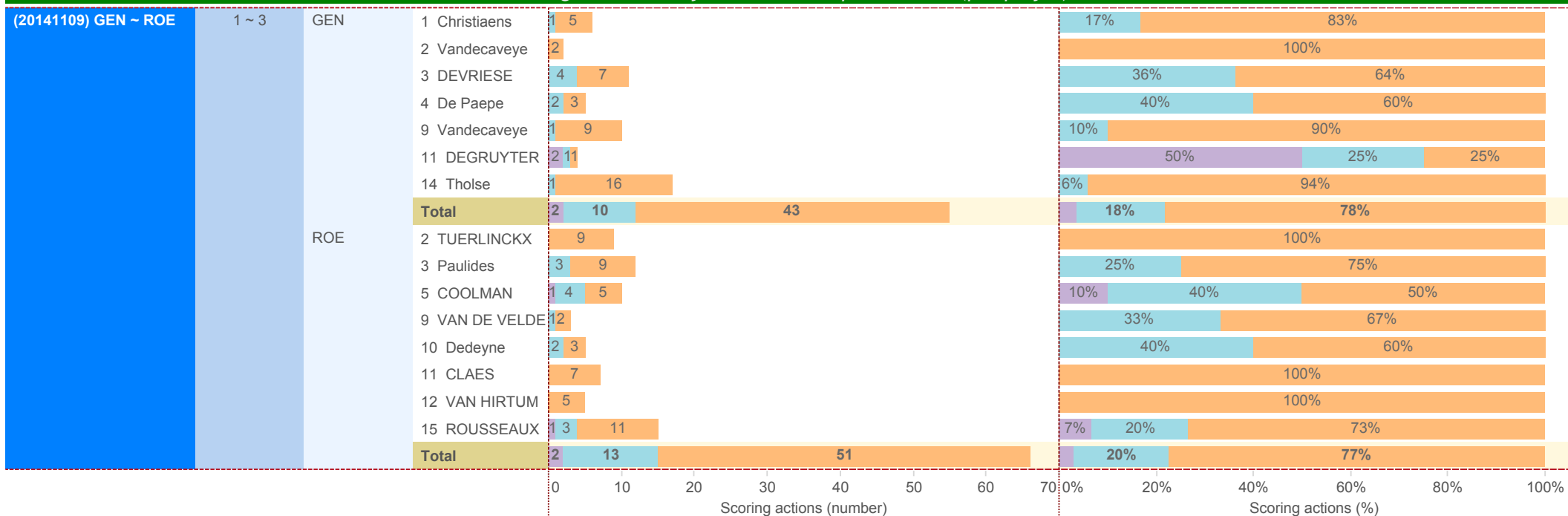
BelgiumVolleyStats.be  
By Marnix Acar

© Trainerstuff.be  
By Wouter Laroy

VIZ

(20141109) GEN ~ ROE (1 ~ 3)

Scoring Actions Analyzed: how were points made (per player)



S - Serve    B - Block    A - Attack



2014-2015

DATA

BelgiumVolleyStats.be  
By Marnix Acar

© Trainerstuff.be  
By Wouter Laroy

VIZ

(20141109) GEN ~ ROE (1 ~ 3)  
Skills in detail (per player position): Attack/Block

Skill	Position	Game 1						Game 2		Efficiency																		
		Count	%	Count	%	Count	%	Count	%																			
A - Attack	GEN	Middle Blocker	10 (53%)		2 (11%)		3 (16%)		3 (16%)		1 (5%)		19		32%													
		Setter	1 (13%)		1 (13%)		1 (13%)		2 (25%)		1 (13%)		2 (25%)		8	-25%												
		Wing-Spiker	32 (43%)		21 (28%)		5 (12%)		2 (3%)		9 (12%)		5 (7%)		74	24%												
		<b>Total</b>	<b>43 (43%)</b>		<b>24 (24%)</b>		<b>9 (13%)</b>		<b>4 (4%)</b>		<b>13 (13%)</b>		<b>8 (8%)</b>		<b>101</b>	<b>22%</b>												
	ROE	Middle Blocker	16 (64%)		5 (20%)				1 (4%)		1 (4%)		2 (8%)		25	52%												
		Opposite	12 (57%)		3 (14%)		3 (5%)				1 (5%)		2 (10%)		21	43%												
		Wing-Spiker	23 (47%)		6 (12%)		4 (16%)		2 (4%)		8 (16%)		6 (12%)		49	18%												
		<b>Total</b>	<b>51 (54%)</b>		<b>14 (15%)</b>		<b>7 (11%)</b>		<b>3 (3%)</b>		<b>10 (11%)</b>		<b>10 (11%)</b>		<b>95</b>	<b>33%</b>												
B - Block	GEN	Middle Blocker	6 (60%)								4 (40%)		10		20%													
		Setter	1 (50%)								1 (50%)		2		0%													
		Wing-Spiker	3 (25%)								9 (75%)		12		-50%													
		<b>Total</b>	<b>10 (42%)</b>								<b>14 (58%)</b>		<b>24</b>		<b>-17%</b>													
	ROE	Middle Blocker	8 (53%)								7 (47%)		15		7%													
		Opposite	2 (100%)										2		100%													
		Setter					1 (100%)				1 (50%)		2		-50%													
		Wing-Spiker	3 (38%)				1 (100%)				4 (50%)		8		-13%													
<b>Total</b>	<b>13 (48%)</b>				<b>2 (100%)</b>				<b>12 (44%)</b>		<b>27</b>		<b>4%</b>															
		0	50	0	10	20	30	40	0	5	10	15	0	2	4	6	0	10	20	0	10	20	0	50	100	-100%	0%	100%
		#			+			!			-			/			=			Count of SKILL			EFF					



2014-2015

DATA

BelgiumVolleyStats.be  
By Marnix Acar

© Trainerstuff.be  
By Wouter Laroy

VIZ

(20141109) GEN ~ ROE (1 ~ 3)

Skills in detail (per player position): Serve/Reception

Skill	Category	Position	Game 1						Game 2						Total	Eff		
			#	+	!	-	/	=	#	+	!	-	/	=				
S - Serve	GEN	Middle Blocker	3 (13%)			4 (13%)			9 (38%)			3 (13%)			5 (21%)	24	-21%	
		Setter	2 (12%)			4 (24%)			3 ( )			6 (35%)			2 (12%)	17	0%	
		Wing-Spiker				8 (18%)			11 (2%)			17 (38%)			1 (2%)	8 (18%)	45	-18%
		<b>Total</b>	<b>2 (2%)</b>			<b>15 (17%)</b>			<b>18 (5%)</b>			<b>32 (37%)</b>			<b>4 (5%)</b>	<b>15 (17%)</b>	<b>86</b>	<b>-15%</b>
	ROE	Middle Blocker	1 (2%)			17 (40%)			10 (2%)			6 (14%)			1 (2%)	7 (17%)	42	-14%
		Opposite				2 (25%)			1 (13%)			2 (25%)			1 (13%)	2 (25%)	8	-25%
		Setter				8 (57%)			3 ( )			2 (14%)			1 (7%)	14	-7%	
		Wing-Spiker	1 (3%)			7 (23%)			9 (7%)			6 (20%)			2 (7%)	5 (17%)	30	-13%
		<b>Total</b>	<b>2 (2%)</b>			<b>34 (36%)</b>			<b>23 (4%)</b>			<b>16 (17%)</b>			<b>4 (4%)</b>	<b>15 (16%)</b>	<b>94</b>	<b>-14%</b>
		R - Reception	GEN	Libero	7 (44%)			4 (25%)			4 (25%)					1 (6%)	16	-6%
Setter									1 (100%)						1	0%		
Wing-Spiker	9 (15%)					18 (29%)			30 (48%)			4 (6%)			1 (2%)	62	-2%	
<b>Total</b>	<b>16 (20%)</b>					<b>22 (28%)</b>			<b>35 (44%)</b>			<b>4 (5%)</b>			<b>2 (3%)</b>	<b>79</b>	<b>-3%</b>	
ROE	Libero		8 (40%)			7 (35%)			4 (20%)			1 (5%)				20	0%	
	Middle Blocker					1 (100%)										1	0%	
	Opposite		2 (22%)			4 (44%)			2 (22%)			1 (11%)				9	0%	
	Setter								1 ( )							1	0%	
	Wing-Spiker		20 (50%)			7 (18%)			9 (23%)			2 (5%)			2 (5%)	40	-5%	
	<b>Total</b>		<b>30 (42%)</b>			<b>19 (27%)</b>			<b>1 (6%)</b>			<b>15 (21%)</b>			<b>4 (6%)</b>	<b>2 (3%)</b>	<b>71</b>	<b>-3%</b>



2014-2015

DATA

BelgiumVolleyStats.be  
By Marnix Acar

© Trainerstuff.be  
By Wouter Laroy

VIZ

(20141109) GEN ~ ROE (1 ~ 3)

Skills in detail (per player): Attack

A - Attack	GEN								Count of SKILL	EFF
		#	+	!	-	/	=			
	1 Christiaens	5 (33%)	3 (20%)	1 (33%)		5 (33%)	1 (7%)	15	-7%	
	2 Vandecaveye	2 (40%)	1 (20%)	2 ()				5	40%	
	3 DEVRIESE	7 (47%)	2 (13%)	2 (20%)		3 (20%)	1 (7%)	15	20%	
	4 De Paepe	3 (75%)		1 ()				4	75%	
	9 Vandecaveye	9 (47%)	5 (26%)	2 (5%)		1 (5%)	2 (11%)	19	32%	
	11 DEGRUYTER	1 (13%)	1 (13%)	1 (13%)	2 (25%)	1 (13%)	2 (25%)	8	-25%	
	14 Tholse	16 (46%)	12 (34%)		2 (6%)	3 (9%)	2 (6%)	35	31%	
	<b>Total</b>	<b>43 (43%)</b>	<b>24 (24%)</b>	<b>9 (13%)</b>	<b>4 (4%)</b>	<b>13 (13%)</b>	<b>8 (8%)</b>	<b>101</b>	<b>22%</b>	
	ROE									
	2 TUERLINCKX	9 (60%)	2 (13%)	2 ()			2 (13%)	15	47%	
	3 Paulides	9 (64%)	2 (14%)		1 (7%)		2 (14%)	14	50%	
	5 COOLMAN	5 (83%)				1 (17%)		6	67%	
	9 VAN DE VELDE	2 (40%)	3 (60%)					5	40%	
	10 Dedeyne	3 (50%)	1 (17%)	1 (17%)		1 (17%)		6	33%	
	11 CLAES	7 (54%)	1 (8%)	2 (15%)		2 (15%)	1 (8%)	13	31%	
	12 VAN HIRTUM	5 (38%)	2 (15%)	1 (23%)		3 (23%)	2 (15%)	13	0%	
	15 ROUSSEAUX	11 (48%)	3 (13%)	1 (13%)	2 (9%)	3 (13%)	3 (13%)	23	22%	
	<b>Total</b>	<b>51 (54%)</b>	<b>14 (15%)</b>	<b>7 (11%)</b>	<b>3 (3%)</b>	<b>10 (11%)</b>	<b>10 (11%)</b>	<b>95</b>	<b>33%</b>	
		#	+	!	-	/	=	Count of SKILL	EFF	



2014-2015

DATA

BelgiumVolleyStats.be  
By Marnix Acar

© Trainerstuff.be  
By Wouter Laroy

VIZ

(20141109) GEN ~ ROE (1 ~ 3)  
Skills in detail (per player): Block

B - Block	GEN	Skill						Count of SKILL	EFF	
		#	+	!	-	/	=			
	1 Christiaens	1 (25%)						3 (75%)	4	-50%
	2 Vandecaveye							1 (100%)	1	-100%
	3 DEVRIESE	4 (67%)						2 (33%)	6	33%
	4 De Paepe	2 (50%)						2 (50%)	4	0%
	9 Vandecaveye	1 (33%)						2 (67%)	3	-33%
	11 DEGRUYTER	1 (50%)						1 (50%)	2	0%
	14 Tholse	1 (25%)						3 (75%)	4	-50%
	<b>Total</b>	<b>10 (42%)</b>						<b>14 (58%)</b>	<b>24</b>	<b>-17%</b>
	ROE									
	3 Paulides							1 (25%)	4	50%
	5 COOLMAN	4 (50%)						4 (50%)	8	0%
	9 VAN DE VELDE	1 (33%)						2 (67%)	3	-33%
	10 Dedejne	2 (100%)							2	100%
	11 CLAES							1 (100%)	1	-100%
	12 VAN HIRTUM							1 (100%)	1	-100%
	14 TERVAPORTTI			1 ()				1 (50%)	2	-50%
	15 ROUSSEAU	3 (50%)		1 ()				2 (33%)	6	17%
	<b>Total</b>	<b>13 (48%)</b>		<b>2 ()</b>				<b>12 (44%)</b>	<b>27</b>	<b>4%</b>
		#	+	!	-	/	=	Count of SKILL		EFF



2014-2015

DATA

BelgiumVolleyStats.be  
By Marnix Acar

© Trainerstuff.be  
By Wouter Laroy

VIZ

(20141109) GEN ~ ROE (1 ~ 3)

Skills in detail (per player): Serve

S - Serve	GEN	ROE	#	+	!	-	/	=	Count of SKILL	EFF	
S - Serve	1 Christiaens		1 (11%)	2 ()	2 (22%)		4 (44%)	9	-44%		
	2 Vandecaveye		1 (25%)	1 ()	1 (25%)		1 (25%)	4	-25%		
	3 DEVRIESE		2 (17%)	1 (8%)	6 (50%)	1 (8%)	2 (17%)	12	-17%		
	4 De Paepe		1 (8%)	3 (17%)	3 (25%)	2 (17%)	3 (25%)	12	-25%		
	9 Vandecaveye		2 (14%)	3 (7%)	7 (50%)	1 (7%)	1 (7%)	14	-7%		
	11 DEGRUYTER	2 (12%)	4 (24%)	3 ()	6 (35%)		2 (12%)	17	0%		
	14 Tholse		4 (22%)	5 ()	7 (39%)		2 (11%)	18	-11%		
	<b>Total</b>	<b>2 (2%)</b>	<b>15 (17%)</b>	<b>18 (5%)</b>	<b>32 (37%)</b>	<b>4 (5%)</b>	<b>15 (17%)</b>	<b>86</b>	<b>-15%</b>		
		ROE									
		2 TUERLINCKX		2 (40%)	1 (20%)		1 (20%)	1 (20%)	5	-20%	
		3 Paulides		1 (8%)	2 (8%)	4 (33%)	1 (8%)	4 (33%)	12	-33%	
		4 D'HULST		8 (67%)	2 ()	2 (17%)			12	0%	
		5 COOLMAN	1 (7%)	7 (47%)	5 ()	1 (7%)		1 (7%)	15	0%	
		9 VAN DE VELDE		9 (60%)	3 ()	1 (7%)		2 (13%)	15	-13%	
		10 Dedeyne				2 (67%)		1 (33%)	3	-33%	
	11 CLAES			4 ()	4 (40%)		2 (20%)	10	-20%		
	12 VAN HIRTUM		4 (44%)	3 (11%)	1 (11%)	1 (11%)		9	0%		
	14 TERVAPORTTI			1 ()			1 (50%)	2	-50%		
	15 ROUSSEAU	1 (9%)	3 (27%)	2 (9%)	1 (9%)	1 (9%)	3 (27%)	11	-18%		
	<b>Total</b>	<b>2 (2%)</b>	<b>34 (36%)</b>	<b>23 (4%)</b>	<b>16 (17%)</b>	<b>4 (4%)</b>	<b>15 (16%)</b>	<b>94</b>	<b>-14%</b>		



2014-2015

DATA

BelgiumVolleyStats.be  
By Marnix Acar

© Trainerstuff.be  
By Wouter Laroy

VIZ

(20141109) GEN ~ ROE (1 ~ 3)  
Skills in detail (per player): Reception

R - Reception	GEN	Skills in detail (per player): Reception							Count of SKILL	EFF
		#	+	!	-	/	=			
	1 Christiaens	1 (5%)	4 (21%)		12 (63%)	2 (11%)		19	0%	
	2 Vandecaveye		3 (75%)		1 (25%)			4	0%	
	9 Vandecaveye	8 (22%)	11 (31%)		14 (39%)	2 (6%)	1 (3%)	36	-3%	
	11 DEGRUYTER				1 (100%)			1	0%	
	14 Tholse				3 (100%)			3	0%	
	18 Nagels	7 (44%)	4 (25%)		4 (25%)		1 (6%)	16	-6%	
	<b>Total</b>	<b>16 (20%)</b>	<b>22 (28%)</b>		<b>35 (44%)</b>	<b>4 (5%)</b>	<b>2 (3%)</b>	<b>79</b>	<b>-3%</b>	
	ROE									
	3 Paulides		1 (100%)					1	0%	
	6 DEJONCKHEERE	8 (40%)	7 (35%)		4 (20%)	1 (5%)		20	0%	
	10 Dedeyne	2 (22%)	4 (44%)		2 (22%)	1 (11%)		9	0%	
	11 CLAES	5 (38%)	5 (38%)		1 (8%)		2 (15%)	13	-15%	
	12 VAN HIRTUM	15 (60%)	2 (8%)		7 (28%)	1 (4%)		25	0%	
	14 TERVAPORTTI			1 (0)				1	0%	
	15 ROUSSEAU				1 (50%)	1 (50%)		2	0%	
	<b>Total</b>	<b>30 (42%)</b>	<b>19 (27%)</b>	<b>1 (6%)</b>	<b>15 (21%)</b>	<b>4 (6%)</b>	<b>2 (3%)</b>	<b>71</b>	<b>-3%</b>	
		#	+	!	-	/	=	Count of SKILL	EFF	