



2014-2015

DATA

BelgiumVolleyStats.be
By Marnix Acar

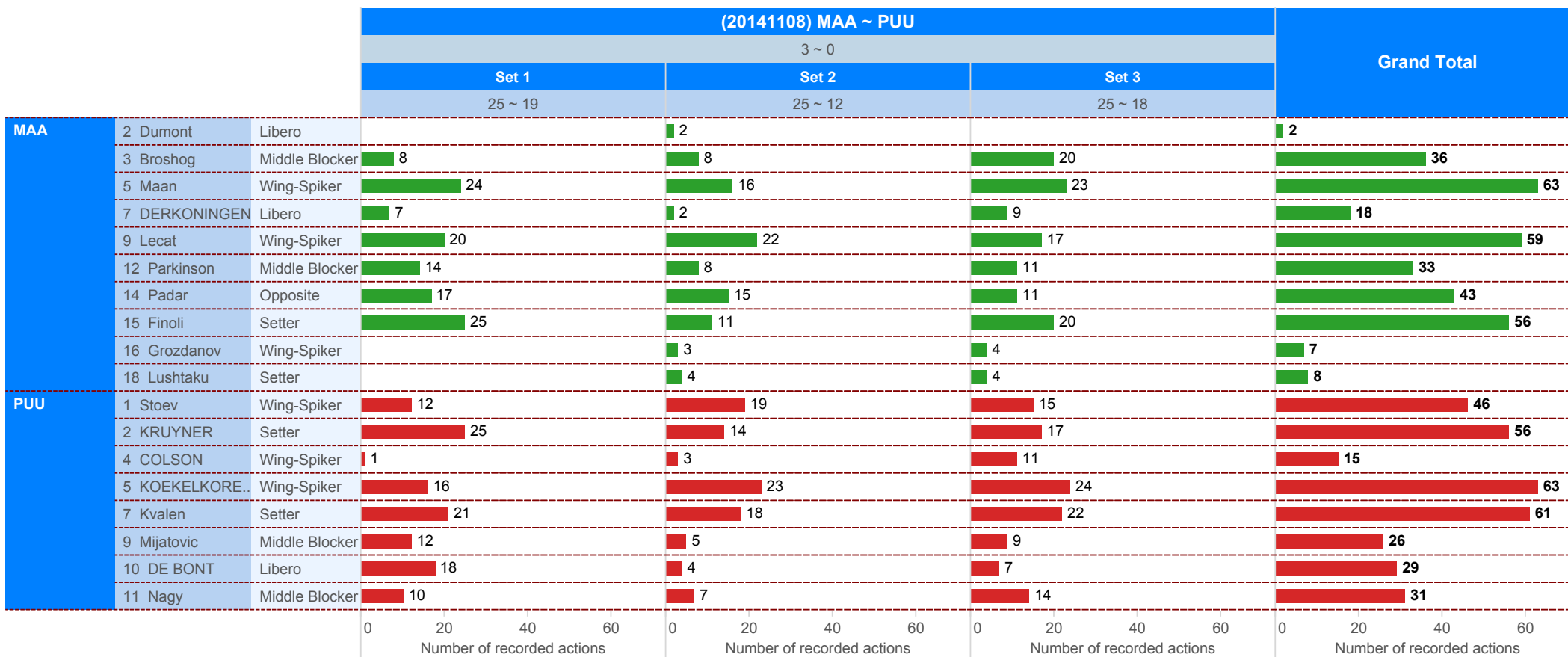
© **Trainerstuff.be**
By Wouter Laroy

VIZ

Scouting data provided by: Marnix Acar - www.BelgiumVolleyStats.be

Data processing and vizualization: Wouter Laroy - www.trainerstuff.be

Questions/Remarks/Suggestions: info@belgiumvolleystats.be - wouterstrainerstuff@gmail.com



■ SET LOST ■ SET WON



2014-2015

DATA

BelgiumVolleyStats.be
By Marnix Acar

© Trainerstuff.be
By Wouter Laroy

VIZ

(20141108) MAA ~ PUU (3 ~ 0)
Game analysis

TOI	ScoringActi..	TOIServe						OPPServe							
		TOISCORE			OPPSCORE			Total	TOISCORE			OPPSCORE			Total
		TOI	OPP	Total	TOI	OPP	Total		TOI	OPP	Total	TOI	OPP	Total	
MAA	A#	17		17		27	27	44	30		30		6	6	36
	S#	7		7			7	7				2	2	2	
	A=		6	6		1	1	7				2	2	2	
	A\		5	5		3	3	8		1	1			1	
	S=					6	6	6		7	7			7	
	E=		1	1			1	1		1	1		1	2	
	D=					1	1	1							
Total		24	12	36	11	27	38	74	30	9	39	3	8	11	50
PUU	A#	6		6		30	30	36	27		27		17	17	44
	S#	2		2			2	2				7	7	7	
	A=		2	2			2	2		1	1	6	6	7	
	A\					1	1	1		3	3	5	5	8	
	S=					7	7	7		6	6			6	
	E=		1	1		1	1	2				1	1	1	
	D=									1	1			1	
Total		8	3	11	9	30	39	50	27	11	38	12	24	36	74

Attack

		Count of SKILL	%SCORE	=SCORE%	EFF
12 Parkinson	MAA	8	88%	0%	88%
3 Broshog	MAA	5	80%	0%	80%
16 Grozdanov	MAA	5	60%	20%	40%
5 Maan	MAA	19	58%	5%	53%
9 Mijatovic	PUU	4	50%	0%	50%
14 Padar	MAA	22	50%	18%	32%
9 Lecat	MAA	23	48%	0%	48%
7 Kvalen	PUU	40	48%	18%	30%
5 KOEKELKOREN	PUU	19	42%	11%	32%
1 Stoev	PUU	9	33%	11%	22%
11 Nagy	PUU	3	33%	0%	33%
4 COLSON	PUU	4	25%	50%	-25%
2 KRUYNER	PUU	2	0%	0%	0%
15 Finoli	MAA	1	0%	0%	0%

Block

		Count of SKILL	#
12 Parkinson	MAA	11	3
9 Mijatovic	PUU	12	2
14 Padar	MAA	7	2
2 KRUYNER	PUU	4	1
5 Maan	MAA	2	1
7 Kvalen	PUU	2	1
1 Stoev	PUU	2	
3 Broshog	MAA	12	
5 KOEKELKOREN	PUU	4	
9 Lecat	MAA	2	
11 Nagy	PUU	13	
15 Finoli	MAA	3	
16 Grozdanov	MAA	1	

Serve

		Count of SKILL	%	=%
4 COLSON	PUU	4	50%	25%
18 Lushtaku	MAA	3	33%	
5 Maan	MAA	16	13%	13%
14 Padar	MAA	8	13%	25%
15 Finoli	MAA	17	12%	
3 Broshog	MAA	14	7%	
1 Stoev	PUU	5		40%
2 KRUYNER	PUU	8		13%
5 KOEKELKOREN	PUU	8		13%
7 Kvalen	PUU	7		
9 Lecat	MAA	7		29%
9 Mijatovic	PUU	9		11%
11 Nagy	PUU	9		11%
12 Parkinson	MAA	9		

Reception

		Count of SKILL	%	+%	=%
7 DERKONINGEN	MAA	11	73%		
9 Lecat	MAA	22	23%	27%	
5 Maan	MAA	10	20%	10%	20%
10 DE BONT	PUU	16	13%	44%	6%
5 KOEKELKOREN	PUU	23	9%	17%	13%
1 Stoev	PUU	22		14%	14%
2 KRUYNER	PUU	1		100%	
4 COLSON	PUU	5			
7 Kvalen	PUU	1			

UPPER:

TOI = Team of Interest = Team analyzed OPP = Opponent
 XXXServe = who served XXXSCORE = who got the point



2014-2015

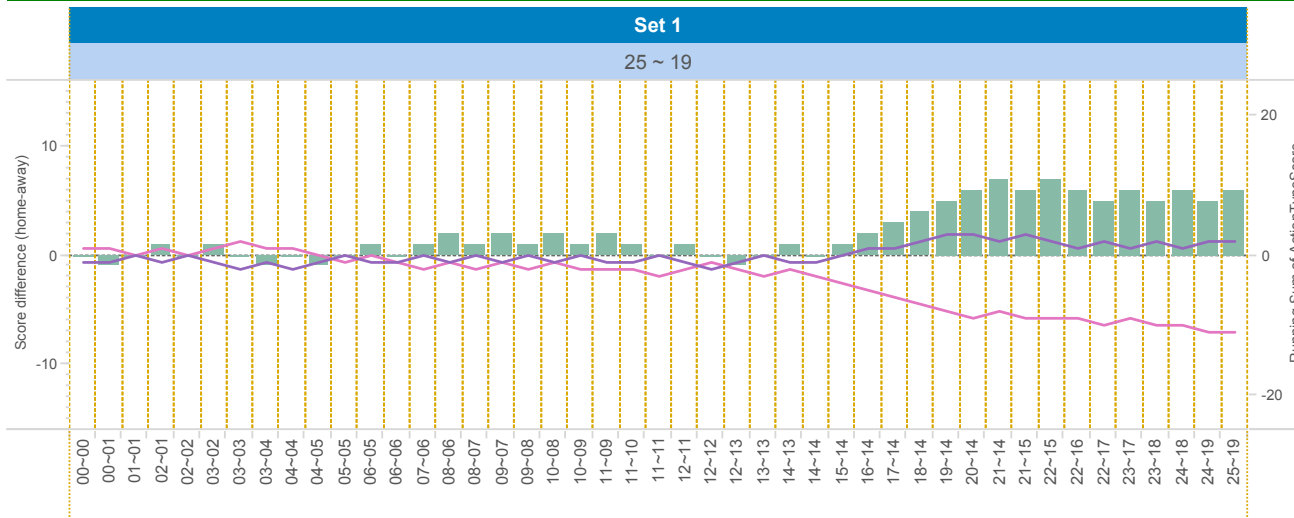
DATA

BelgiumVolleyStats.be
By Marnix Acar

© Trainerstuff.be
By Wouter Iaroy

VIZ

(20141108) MAA ~ PUU (3 ~ 0)
Set analysis - Set 1



TEAM_NAME

- MAA
- PUU

UPPER LEFT:

+1: A# - B# - S# -1: A=, A/, B=, B/, S=, R=, D=, F=, S=

LOWER LEFT:

TOI = Team of Interest = Team analyzed OPP = Opponent
XXXServe = who served XXXSCORE = who got the point

LOWER RIGHT:

Attack sorted on #SCORE

Attacking skills

		Set 1													
		TOIServe						OPPServe							
		TOIScore			OPPScore			Total	TOIScore			OPPScore			Total
TOI	Scorin..	TOI	OPP	Total	TOI	OPP	Total		TOI	OPP	Total	TOI	OPP	Total	
MAA	A#	6		6		10	10	16	11		11		2	2	13
	S#	1		1				1							
	A=		2	2				2				1		1	
	A/		1	1		1	1	2		1	1			1	
	S=					4	4	4		2	2			2	
	E=									1	1		1		2
	Total		7	3	10	5	10	15	25	11	4	15	2	2	4
PUU	A#	2		2		11	11	13	10		10		6	6	16
	S#												1	1	1
	A=		1	1				1				2		2	
	A/					1	1	1		1	1	1		2	
	S=					2	2	2		4	4			4	
	E=		1	1		1	1	2							
	Total		2	2	4	4	11	15	19	10	5	15	3	7	10

		Count of SKILL	#SCORE	#SCORE%	NOSCORE	NOSCORE%	=SCORE	=SCORE%	EFF
5 Maan	MAA	9	7	78%	2	22%	0	0%	78%
7 Kvalen	PUU	16	7	44%	6	38%	3	19%	25%
14 Padar	MAA	11	4	36%	5	45%	2	18%	18%
5 KOEKELKOREN	PUU	8	3	38%	4	50%	1	13%	25%
12 Parkinson	MAA	3	3	100%	0	0%	0	0%	100%
9 Lecat	MAA	6	2	33%	4	67%	0	0%	33%
1 Stoev	PUU	2	1	50%	1	50%	0	0%	50%
3 Broshog	MAA	1	1	100%	0	0%	0	0%	100%
9 Mijatovic	PUU	1	1	100%	0	0%	0	0%	100%
2 KRUYNER	PUU	2	0	0%	2	100%	0	0%	0%



2014-2015

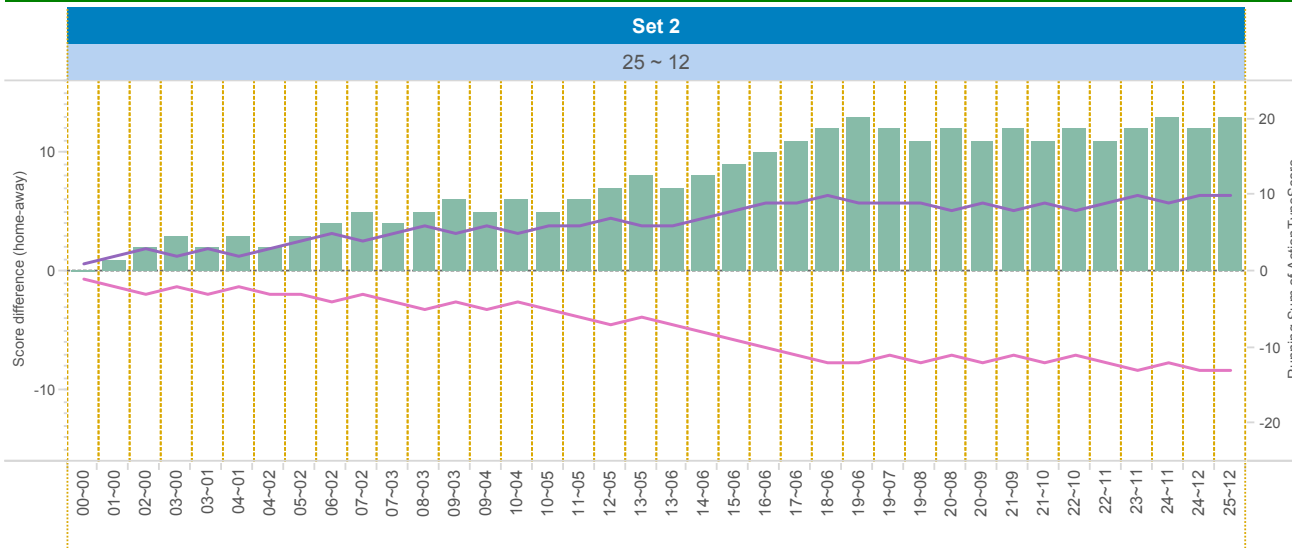
DATA

BelgiumVolleyStats.be
By Marnix Acar

© Trainerstuff.be
By Wouter Iaroy

VIZ

(20141108) MAA ~ PUU (3 ~ 0)
Set analysis - Set 2



TEAM_NAME

MAA

PUU

UPPER LEFT:

+1: A# - B# - S# -1: A=, A/, B=, B/, S=, R=, D=, F=, S=

LOWER LEFT:

TOI = Team of Interest = Team analyzed OPP = Opponent
XXXServe = who served XXXSCORE = who got the point

LOWER RIGHT:

Attack sorted on #SCORE

Attacking skills

		Set 2													
		TOIServe						OPPServe							
		TOIScore			OPPScore			Total	TOIScore			OPPScore			Total
TOI	Scorin..	TOI	OPP	Total	TOI	OPP	Total	TOI	OPP	Total	TOI	OPP	Total	Total	
MAA	A#	7		7		10	10	17	10		10		1	1	11
	S#	3		3				3							
	A=		2	2				2							
	A/		1	1				1							
	S=				1		1	1		2	2				2
	Total		10	3	13	1	10	11	24	10	2	12		1	1
PUU	A#	1		1		10	10	11	10		10		7	7	17
	S#											3	3	3	
	A=											2	2	2	
	A/											1	1	1	
	S=				2		2	2		1	1				1
	Total		1		1	2	10	12	13	10	1	11	3	10	13

		Count of SKILL	#SCORE	#SCORE%	NOSCORE	NOSCORE%	=SCORE	=SCORE%	EFF
7 Kvalen	PUU	11	6	55%	3	27%	2	18%	36%
14 Padar	MAA	7	6	86%	1	14%	0	0%	86%
9 Lecat	MAA	7	4	57%	3	43%	0	0%	57%
5 KOEKELKOREN	PUU	4	2	50%	2	50%	0	0%	50%
5 Maan	MAA	3	2	67%	1	33%	0	0%	67%
12 Parkinson	MAA	2	2	100%	0	0%	0	0%	100%
16 Grozdanov	MAA	2	2	100%	0	0%	0	0%	100%
1 Stoev	PUU	2	1	50%	1	50%	0	0%	50%
3 Broshog	MAA	2	1	50%	1	50%	0	0%	50%
4 COLSON	PUU	2	1	50%	0	0%	1	50%	0%
9 Mijatovic	PUU	1	1	100%	0	0%	0	0%	100%
11 Nagy	PUU	1	0	0%	1	100%	0	0%	0%



2014-2015

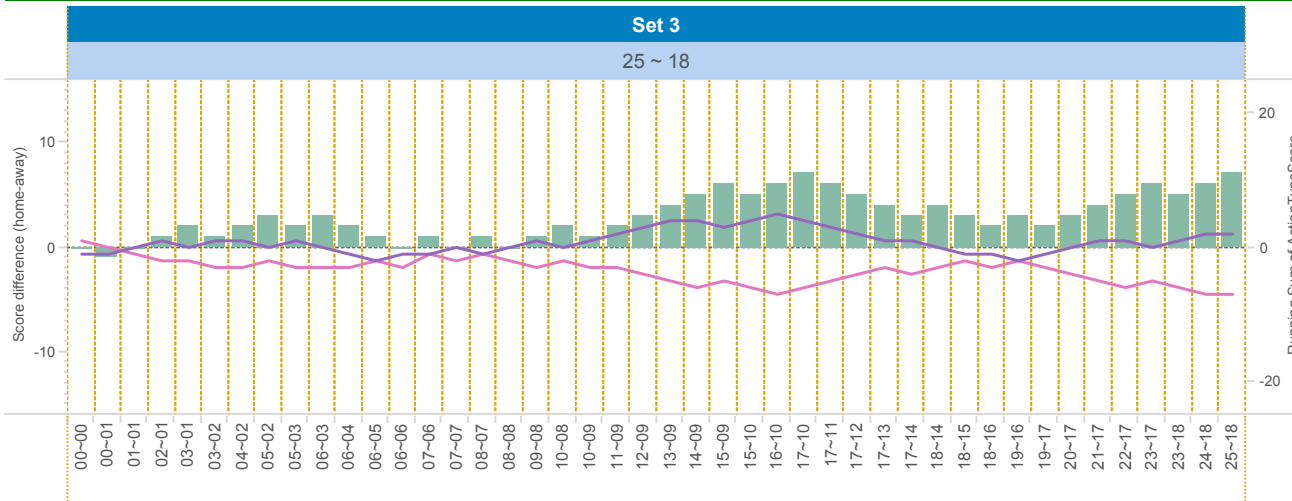
DATA

BelgiumVolleyStats.be
By Marnix Acar

© Trainerstuff.be
By Wouter Iaroy

ZIV

(20141108) MAA ~ PUU (3 ~ 0)
Set analysis - Set 3



TEAM_NAME

- MAA
- PUU

UPPER LEFT:

+1: A# - B# - S# -1: A=, A/, B=, B/, S=, R=, D=, F=, S=

LOWER LEFT:

TOI = Team of Interest = Team analyzed OPP = Opponent
XXXServe = who served XXXSCORE = who got the point

LOWER RIGHT:

Attack sorted on #SCORE

		Set 3															
		TOIServe							OPPServe								
		TOISCORE			OPPSCORE				Total	TOISCORE			OPPSCORE				Total
TOI	Scorin..	TOI	OPP	Total	TOI	OPP	Total	TOI		OPP	Total	TOI	OPP	Total	Total		
MAA	A#	4		4		7	7	11	9		9		3	3	12		
	S#	3		3				3					2	2	2		
	A=		2	2	1		1	3					1	1	1		
	A/		3	3	2		2	5									
	S=				1		1	1		3	3				3		
	E=			1	1			1							1		
	D=					1		1	1						1		
	Total	7	6	13	5	7	12	25	9	3	12	1	5	6	18		
PUU	A#	3		3		9	9	12	7		7		4	4	11		
	S#	2		2				2					3	3	3		
	A=		1	1				1		1	1	2		2	3		
	A/									2	2	3		3	5		
	S=					3	3	3		1	1				1		
	E=											1		1	1		
	D=									1	1				1		
	Total	5	1	6	3	9	12	18	7	5	12	6	7	13	25		

Attacking skills

		Count of SKILL	#SCORE	#SCORE%	NOSCORE	NOSCORE%	=SCORE	=SCORE%	EFF	
7	Kvalen	PUU	13	6	46%	5	38%	2	15%	31%
9	Lecat	MAA	10	5	50%	5	50%	0	0%	50%
5	KOEKELKOREN	PUU	7	3	43%	3	43%	1	14%	29%
3	Broshog	MAA	2	2	100%	0	0%	0	0%	100%
5	Maan	MAA	7	2	29%	4	57%	1	14%	14%
12	Parkinson	MAA	3	2	67%	1	33%	0	0%	67%
1	Stoev	PUU	5	1	20%	3	60%	1	20%	0%
11	Nagy	PUU	2	1	50%	1	50%	0	0%	50%
14	Padar	MAA	4	1	25%	1	25%	2	50%	-25%
16	Grozdanov	MAA	3	1	33%	1	33%	1	33%	0%
4	COLSON	PUU	2	0	0%	1	50%	1	50%	-50%
9	Mijatovic	PUU	2	0	0%	2	100%	0	0%	0%
15	Finoli	MAA	1	0	0%	1	100%	0	0%	0%



2014-2015

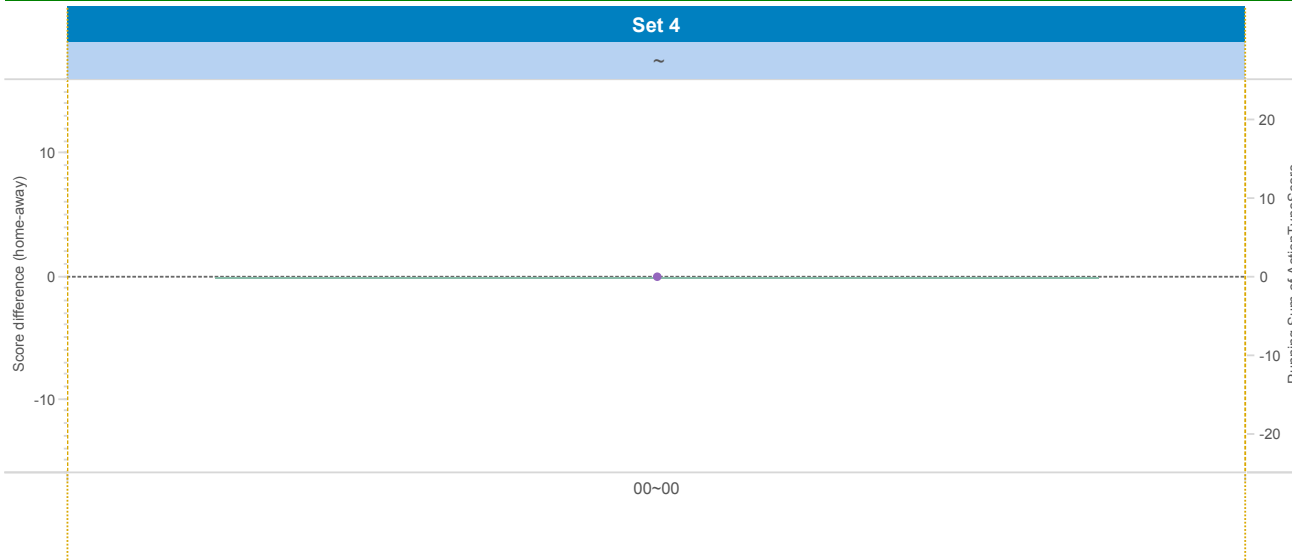
DATA

BelgiumVolleyStats.be
By Marnix Acar

© Trainerstuff.be
By Wouter Laroy

VIZ

(20141108) MAA ~ PUU (3 ~ 0)
Set analysis - Set 4



TEAM_NAME

MAA

UPPER LEFT:

+1: A# - B# - S# -1: A=, A/, B=, B/, S=, R=, D=, F=, S=

LOWER LEFT:

TOI = Team of Interest = Team analyzed OPP = Opponent
XXXServe = who served XXXSCORE = who got the point

LOWER RIGHT:

Attack sorted on #SCORE

Attacking skills



2014-2015

DATA

BelgiumVolleyStats.be
By Marnix Acar

© **Trainerstuff.be**
By Wouter Laroy

VIZ

(20141108) MAA ~ PUU (All)
Set analysis - Set 5

TEAM_NAME

UPPER LEFT:

+1: A# - B# - S# **-1:** A=, A/, B=, B/, S=, R=, D=, F=, S=

LOWER LEFT:

TOI = Team of Interest = Team analyzed **OPP** = Opponent
XXXServe = who served **XXXSCORE** = who got the point

LOWER RIGHT:

Attack sorted on #SCORE

Attacking skills



2014-2015

DATA

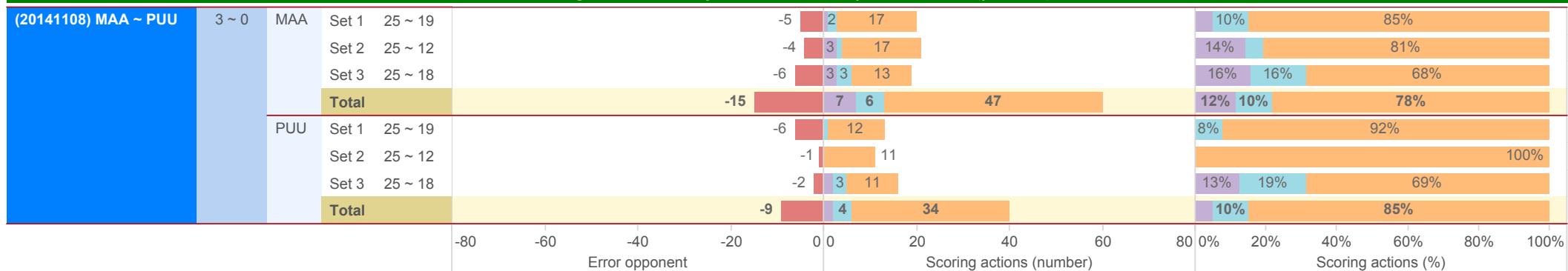
BelgiumVolleyStats.be
By Marnix Acar

© Trainerstuff.be
By Wouter Laroy

VIZ

(20141108) MAA ~ PUU (3 ~ 0)

Scoring Actions Analyzed: how were points made (per set)



S - Serve B - Block A - Attack



2014-2015

DATA

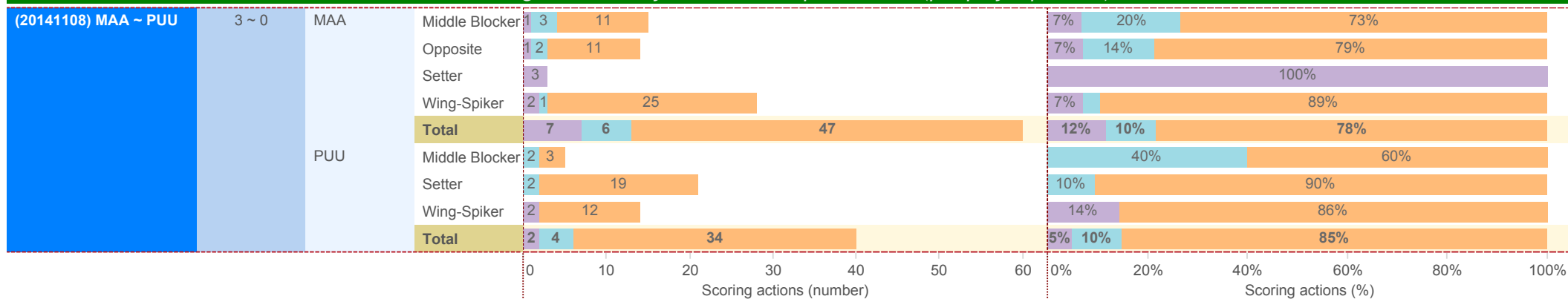
BelgiumVolleyStats.be
By Marnix Acar

© Trainerstuff.be
By Wouter Laroy

VIZ

(20141108) MAA ~ PUU (3 ~ 0)

Scoring Actions Analyzed: how were points made (per player position)





2014-2015

DATA

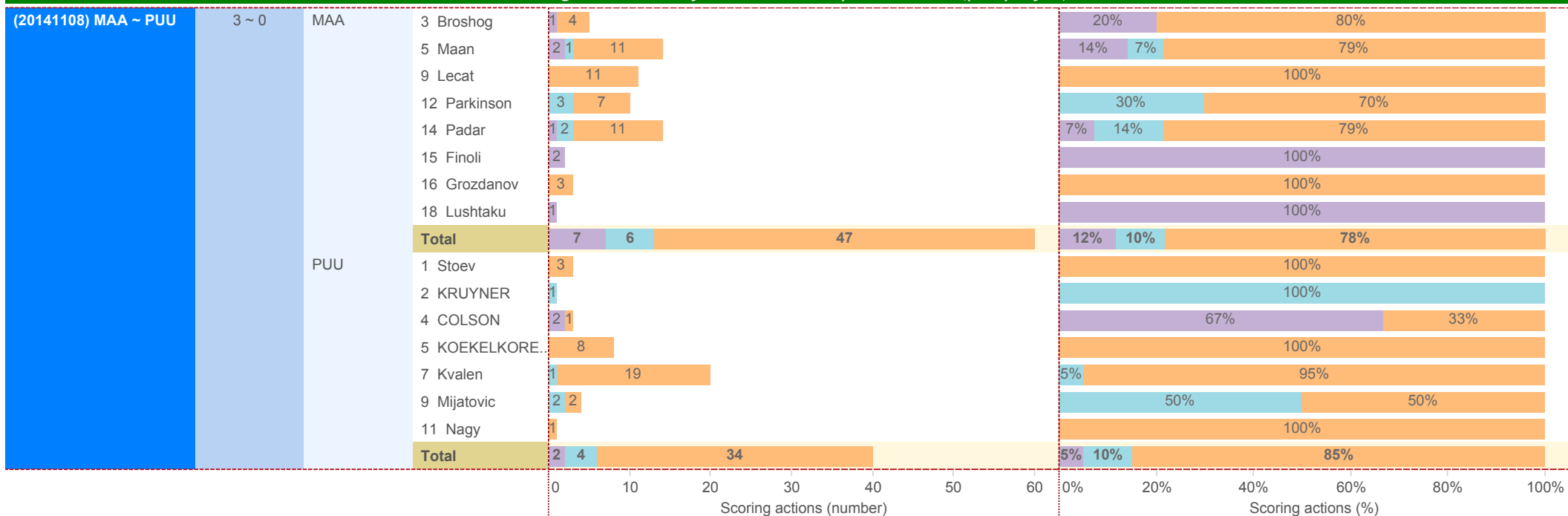
BelgiumVolleyStats.be
By Marnix Acar

© Trainerstuff.be
By Wouter Laroy

VIZ

(20141108) MAA ~ PUU (3 ~ 0)

Scoring Actions Analyzed: how were points made (per player)



S - Serve B - Block A - Attack



2014-2015

DATA

BelgiumVolleyStats.be
By Marnix Acar

© Trainerstuff.be
By Wouter Laroy

VIZ

(20141108) MAA ~ PUU (3 ~ 0)

Skills in detail (per player position): Attack/Block

A - Attack	Team	Position	Skill						Count of SKILL	EFF
			#	+	!	-	/	=		
A - Attack	MAA	Middle Blocker	11 (85%)	1 (8%)		1 (8%)			13	85%
		Opposite	11 (50%)	2 (9%)		5 (23%)	2 (9%)	2 (9%)	22	32%
		Setter				1 (100%)			1	0%
		Wing-Spiker	25 (53%)	4 (9%)	3 (2%)	13 (28%)	1 (2%)	1 (2%)	47	49%
		Total	47 (57%)	7 (8%)	3 (4%)	20 (24%)	3 (4%)	3 (4%)	83	49%
	PUU	Middle Blocker	3 (43%)	1 (14%)	1 ()	2 (29%)			7	43%
		Setter	19 (45%)	2 (5%)	1 (10%)	13 (31%)	4 (10%)	3 (7%)	42	29%
		Wing-Spiker	12 (38%)	1 (3%)	3 (6%)	11 (34%)	2 (6%)	3 (9%)	32	22%
		Total	34 (42%)	4 (5%)	5 (7%)	26 (32%)	6 (7%)	6 (7%)	81	27%
	B - Block	MAA	Middle Blocker	3 (13%)	5 (22%)	3 ()	1 (4%)		11 (48%)	23
Opposite			2 (29%)	2 (29%)	2 ()			1 (14%)	7	14%
Setter						1 (33%)		2 (67%)	3	-67%
Wing-Spiker			1 (20%)					4 (80%)	5	-60%
Total			6 (16%)	7 (18%)	5 ()	2 (5%)		18 (47%)	38	-32%
PUU		Middle Blocker	2 (8%)	4 (16%)	2 ()			17 (68%)	25	-60%
		Setter	2 (33%)	1 (17%)				3 (50%)	6	-17%
		Wing-Spiker		1 (17%)	1 ()			4 (67%)	6	-67%
		Total	4 (11%)	6 (16%)	3 ()			24 (65%)	37	-54%
			0 20 40 60 80	0 5 10	0 5	0 20 40	0 5 10	0 10 20 30 40	0 50 100	-100% 0% 100%
			#	+	!	-	/	=	Count of SKILL	EFF

GAME LOST GAME WON



2014-2015

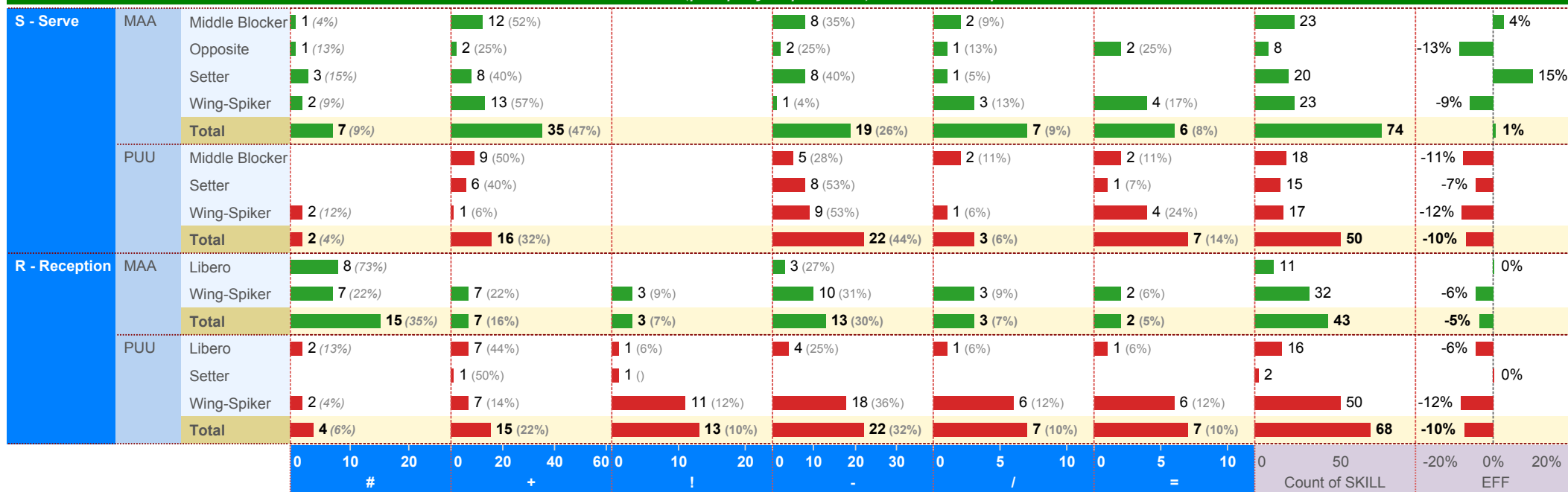
DATA

BelgiumVolleyStats.be
By Marnix Acar

© Trainerstuff.be
By Wouter Laroy

VIZ

(20141108) MAA ~ PUU (3 ~ 0)
Skills in detail (per player position): Serve/Reception





2014-2015

DATA

BelgiumVolleyStats.be
By Marnix Acar

© Trainerstuff.be
By Wouter Laroy

VIZ

(20141108) MAA ~ PUU (3 ~ 0)
Skills in detail (per player): Attack

A - Attack	Team	Player	Skill						Count of SKILL	EFF
			#	+	!	-	/	=		
MAA		3 Broshog	4 (80%)	1 (20%)					5	80%
		5 Maan	11 (58%)	1 (5%)	1 ()	5 (26%)		1 (5%)	19	53%
		9 Lecat	11 (48%)	3 (13%)	1 ()	8 (35%)			23	48%
		12 Parkinson	7 (88%)			1 (13%)			8	88%
		14 Padar	11 (50%)	2 (9%)		5 (23%)	2 (9%)	2 (9%)	22	32%
		15 Finoli				1 (100%)			1	0%
		16 Grozdanov	3 (60%)		1 (20%)		1 (20%)		5	40%
		Total	47 (57%)	7 (8%)	3 (4%)	20 (24%)	3 (4%)	3 (4%)	83	49%
PUU		1 Stoev	3 (33%)		1 (11%)	4 (44%)	1 (11%)		9	22%
		2 KRUYNER				2 (100%)			2	0%
		4 COLSON	1 (25%)			1 (25%)	1 (25%)	1 (25%)	4	-25%
		5 KOEKELKOREN	8 (42%)	1 (5%)	2 ()	6 (32%)		2 (11%)	19	32%
		7 Kvalen	19 (48%)	2 (5%)	1 (10%)	11 (28%)	4 (10%)	3 (8%)	40	30%
		9 Mijatovic	2 (50%)	1 (25%)	1 ()				4	50%
		11 Nagy	1 (33%)			2 (67%)			3	33%
		Total	34 (42%)	4 (5%)	5 (7%)	26 (32%)	6 (7%)	6 (7%)	81	27%
			#	+	!	-	/	=	Count of SKILL	EFF



2014-2015

DATA

BelgiumVolleyStats.be
By Marnix Acar

© Trainerstuff.be
By Wouter Laroy

VIZ

(20141108) MAA ~ PUU (3 ~ 0)
Skills in detail (per player): Block

B - Block	Team	Player	Game Won (Green)					Game Lost (Red)				
			#	+	!	-	/	=	Count of SKILL	EFF		
MAA		3 Broshog		5 (42%)	3 ()	1 (8%)			3 (25%)	12	-25%	
		5 Maan	1 (50%)						1 (50%)	2	0%	
		9 Lecat							2 (100%)	2	-100%	
		12 Parkinson	3 (27%)						8 (73%)	11	-45%	
		14 Padar	2 (29%)	2 (29%)	2 ()				1 (14%)	7	14%	
		15 Finoli				1 (33%)			2 (67%)	3	-67%	
		16 Grozdanov							1 (100%)	1	-100%	
		Total	6 (16%)	7 (18%)	5 ()	2 (5%)			18 (47%)	38	-32%	
PUU		1 Stoev		1 (50%)					1 (50%)	2	-50%	
		2 KRUYNER	1 (25%)	1 (25%)					2 (50%)	4	-25%	
		5 KOEKELKOREN			1 ()				3 (75%)	4	-75%	
		7 Kvalen	1 (50%)						1 (50%)	2	0%	
		9 Mijatovic	2 (17%)	2 (17%)	1 ()				7 (58%)	12	-42%	
		11 Nagy		2 (15%)	1 ()				10 (77%)	13	-77%	
		Total	4 (11%)	6 (16%)	3 ()				24 (65%)	37	-54%	
		#	+	!	-	/	=	Count of SKILL	EFF			



2014-2015

DATA

BelgiumVolleyStats.be
By Marnix Acar

© Trainerstuff.be
By Wouter Laroy

VIZ

(20141108) MAA ~ PUU (3 ~ 0)

Skills in detail (per player): Serve

S - Serve	Team	Player	#		+		!		-		/		=		Count of SKILL	EFF
			Count	%	Count	%	Count	%	Count	%	Count	%	Count	%		
S - Serve	MAA	3 Broshog	1	(7%)	6	(43%)			6	(43%)	1	(7%)			14	7%
		5 Maan	2	(13%)	9	(56%)			3	(19%)	2	(13%)			16	0%
		9 Lecat			4	(57%)			1	(14%)	2	(29%)			7	-29%
		12 Parkinson			6	(67%)			2	(22%)	1	(11%)			9	0%
		14 Padar	1	(13%)	2	(25%)			2	(25%)	1	(13%)	2	(25%)	8	-13%
		15 Finoli	2	(12%)	7	(41%)			7	(41%)	1	(6%)			17	12%
		18 Lushtaku	1	(33%)	1	(33%)			1	(33%)					3	33%
		Total	7	(9%)	35	(47%)			19	(26%)	7	(9%)	6	(8%)	74	1%
	PUU	1 Stoev							3	(60%)			2	(40%)	5	-40%
		2 KRUYNER			3	(38%)			4	(50%)			1	(13%)	8	-13%
4 COLSON		2	(50%)	1	(25%)					1	(25%)			4	25%	
5 KOEKELKOREN								6	(75%)	1	(13%)	1	(13%)	8	-13%	
7 Kvalen				3	(43%)			4	(57%)					7	0%	
9 Mijatovic				3	(33%)			3	(33%)	2	(22%)	1	(11%)	9	-11%	
11 Nagy				6	(67%)			2	(22%)			1	(11%)	9	-11%	
Total		2	(4%)	16	(32%)			22	(44%)	3	(6%)	7	(14%)	50	-10%	
			#	+	!	-	/	=						Count of SKILL	EFF	



2014-2015

DATA

BelgiumVolleyStats.be
By Marnix Acar

© Trainerstuff.be
By Wouter Laroy

VIZ

(20141108) MAA ~ PUU (3 ~ 0)
Skills in detail (per player): Reception

R - Reception	Team	Player	Skill						Count of SKILL	EFF
			#	+	!	-	/	=		
R - Reception	MAA	5 Maan	2 (20%)	1 (10%)	2 ()	3 (30%)		2 (20%)	10	-20%
		7 DERKONINGEN	8 (73%)			3 (27%)			11	0%
		9 Lecat	5 (23%)	6 (27%)	1 (14%)	7 (32%)	3 (14%)		22	0%
		Total	15 (35%)	7 (16%)	3 (7%)	13 (30%)	3 (7%)	2 (5%)	43	-5%
	PUU	1 Stoev		3 (14%)	4 (23%)	7 (32%)	5 (23%)	3 (14%)	22	-14%
		2 KRUYNER		1 (100%)					1	0%
		4 COLSON			2 ()	3 (60%)			5	0%
		5 KOEKLKOREN	2 (9%)	4 (17%)	5 (4%)	8 (35%)	1 (4%)	3 (13%)	23	-13%
		7 Kvalen			1 ()				1	0%
		10 DE BONT	2 (13%)	7 (44%)	1 (6%)	4 (25%)	1 (6%)	1 (6%)	16	-6%
Total	4 (6%)	15 (22%)	13 (10%)	22 (32%)	7 (10%)	7 (10%)	68	-10%		
			#	+	!	-	/	=	Count of SKILL	EFF