



2014-2015

DATA

**BelgiumVolleyStats.be**  
By Marnix Acar

© **Trainerstuff.be**  
By Wouter Laroy

VIZ

Scouting data provided by: Marnix Acar - [www.BelgiumVolleyStats.be](http://www.BelgiumVolleyStats.be)

Data processing and vizualization: Wouter Laroy - [www.trainerstuff.be](http://www.trainerstuff.be)

Questions/Remarks/Suggestions: [info@belgiumvolleystats.be](mailto:info@belgiumvolleystats.be) - [wouterstrainerstuff@gmail.com](mailto:wouterstrainerstuff@gmail.com)

		(20141108) ASS ~ HAA				Grand Total					
		3 ~ 1									
		Set 1	Set 2	Set 3	Set 4						
		25 ~ 17	23 ~ 25	25 ~ 18	25 ~ 17						
ASS	7 Sparidans	Libero	7	11	9	7	23 11				
	8 BAETENS	Wing-Spiker	18	23	16	10	44 23				
	9 Möller	Setter		2			2				
	10 Diefenbach	Middle Blocker	9	9	8	13	30 9				
	11 Overbeeke	Opposite	12	21	14	20	46 21				
	12 Gorski	Wing-Spiker	26	27			26 27				
	13 VERSCHUEREN	Setter	20	30	20	23	63 30				
	14 Sugrañes Martinez	Middle Blocker	12	8	8	9	29 8				
17 Orczyk	Wing-Spiker		2	24	21	45					
HAA	1 Tormans	Opposite		2	3		3				
	2 Huysegoms	Middle Blocker	9	12	5	5	12 19				
	5 Janssen	Middle Blocker	10	11	8	8	11 26				
	6 Van Assche	Wing-Spiker	13	8		3	8 16				
	7 Deroey	Wing-Spiker		7	20	17	7 37				
	11 Van Reeth	Libero	10	14	11	14	14 35				
	12 Verelst	Setter	23	34	15	22	34 60				
	13 Steenhouwer	Wing-Spiker	21	17	21	16	17 58				
	14 Verspecht	Setter			3	2	5				
	18 Sybers	Opposite	15	20	18	16	20 49				
		0	50	0	50	0	50	0	50	0	50
		Number of recorded actions		Number of recorded actions		Number of recorded actions		Number of recorded actions		Number of recorded actions	

■ SET WON ■ SET LOST



2014-2015

DATA

BelgiumVolleyStats.be  
By Marnix Acar

© Trainerstuff.be  
By Wouter Laroy

VIZ

(20141108) ASS ~ HAA (3 ~ 1)  
Game analysis

TOI	ScoringActi..	TOIServe						OPPServe							
		TOISCORE			OPPSCORE			Total	TOISCORE			OPPSCORE			Total
		TOI	OPP	Total	TOI	OPP	Total		TOI	OPP	Total	TOI	OPP	Total	
ASS	A#	14		14		46	46	60	43		43		1	1	44
	S#	5		5				5				4	4	4	
	A=		7	7	2	2	9		4	4	8	8	8	12	
	A/		13	13			13		2	2	6	6	6	8	
	S=				9	9	9		8	8				8	
	E=								1	1				1	
	D=				1	1	1		1	1				1	
<b>Total</b>		19	20	39	12	46	58	97	44	15	59	14	5	19	78
HAA	A#	1		1		43	43	44	46		46		14	14	60
	S#	4		4				4			5	5	5	5	
	A=		8	8	4	4	12		2	2	7	7	9	9	
	A/		6	6	2	2	8				13	13	13	13	
	S=				8	8	8		9	9				9	
	E=				1	1	1							1	
	D=					1	1	1		1	1				1
<b>Total</b>		5	14	19	15	44	59	78	46	12	58	20	19	39	97

Attack

Block

Serve

Reception

		Count of SKILL	%SCORE	%SCORE	EFF	
14	Sugrañes Martin..	ASS	8	75%	13%	63%
17	Orczyk	ASS	15	73%	7%	67%
5	Janssen	HAA	6	67%	0%	67%
2	Huysegoms	HAA	12	50%	42%	8%
12	Gorski	ASS	14	50%	21%	29%
12	Verelst	HAA	2	50%	0%	50%
13	VERSCHUEREN	ASS	2	50%	0%	50%
11	Overbeeke	ASS	38	47%	13%	34%
10	Diefenbach	ASS	11	45%	27%	18%
18	Sybers	HAA	46	41%	20%	22%
8	BAETENS	ASS	22	41%	14%	27%
7	Deroey	HAA	16	38%	38%	0%
13	Steenhouwer	HAA	23	35%	9%	26%
6	Van Assche	HAA	12	25%	25%	0%
1	Tormans	HAA	2	0%	50%	-50%

		Count of SKILL	#	
11	Overbeeke	ASS	11	5
18	Sybers	HAA	9	4
8	BAETENS	ASS	7	3
13	VERSCHUEREN	ASS	13	3
10	Diefenbach	ASS	12	2
14	Sugrañes Martinez	ASS	14	2
2	Huysegoms	HAA	4	1
5	Janssen	HAA	9	1
1	Tormans	HAA	1	
12	Gorski	ASS	2	
12	Verelst	HAA	1	
13	Steenhouwer	HAA	5	
17	Orczyk	ASS	3	

		Count of SKILL	%	%	
2	Huysegoms	HAA	13	15%	23%
11	Overbeeke	ASS	14	14%	21%
13	Steenhouwer	HAA	13	8%	15%
14	Sugrañes Martinez	ASS	13	8%	8%
12	Gorski	ASS	14	7%	14%
17	Orczyk	ASS	14	7%	14%
5	Janssen	HAA	16	6%	6%
1	Tormans	HAA	1		
6	Van Assche	HAA	4		
7	Deroey	HAA	7		14%
8	BAETENS	ASS	14		7%
10	Diefenbach	ASS	14		
12	Verelst	HAA	15		7%
13	VERSCHUEREN	ASS	14		
14	Verspecht	HAA	1		
18	Sybers	HAA	8		

		Count of SKILL	%	%	%	
7	Sparidans	ASS	20	65%	20%	
17	Orczyk	ASS	13	38%	15%	8%
11	Van Reeth	HAA	40	33%	43%	5%
12	Gorski	ASS	15	20%	60%	7%
13	Steenhouwer	HAA	26	19%	42%	
8	BAETENS	ASS	21	19%	48%	10%
6	Van Assche	HAA	6	17%	50%	17%
7	Deroey	HAA	12	17%	33%	17%
1	Tormans	HAA	1			
5	Janssen	HAA	2			
12	Verelst	HAA	1			
13	VERSCHUEREN	ASS	1			

UPPER:  
TOI = Team of Interest = Team analyzed OPP = Opponent  
XXXServe = who served XXXSCORE = who got the point



2014-2015

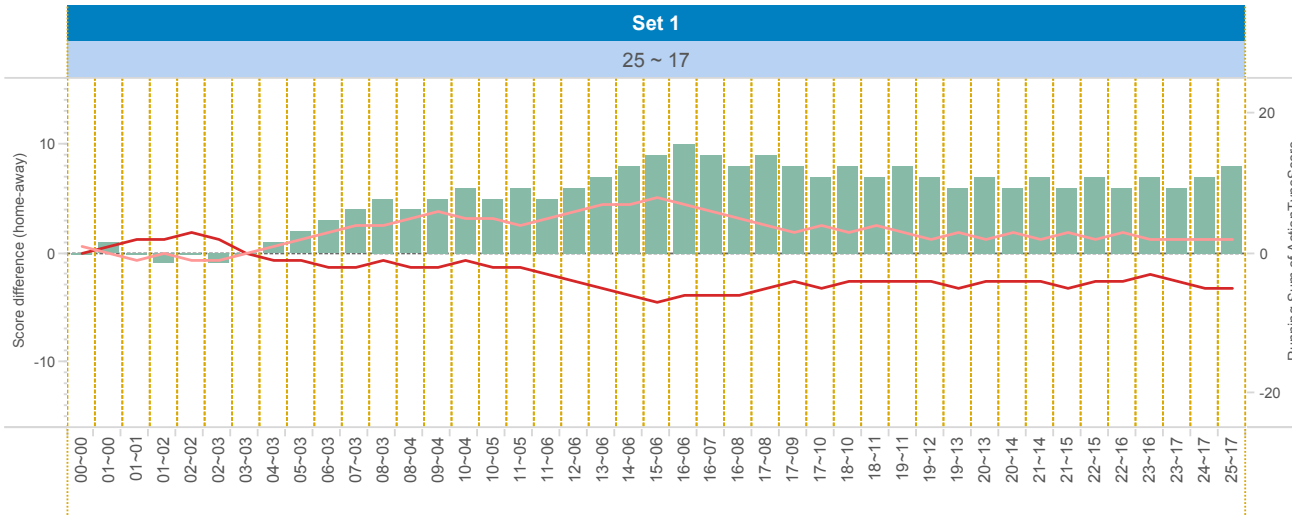
DATA

BelgiumVolleyStats.be  
By Marnix Acar

© Trainerstuff.be  
By Wouter Iaroy

VIZ

(20141108) ASS ~ HAA (3 ~ 1)  
Set analysis - Set 1



TEAM\_NAME

- ASS
- HAA

UPPER LEFT:

+1: A# - B# - S#    -1: A=, A/, B=, B/, S=, R=, D=, F=, S=

LOWER LEFT:

TOI = Team of Interest = Team analyzed    OPP = Opponent  
XXXServe = who served    XXXSCORE = who got the point

LOWER RIGHT:

Attack sorted on #SCORE

Attacking skills

		Set 1													
		TOIServe						OPPServe							
		TOIScore			OPPScore			Total	TOIScore			OPPScore			Total
TOI	Scorin..	TOI	OPP	Total	TOI	OPP	Total		TOI	OPP	Total	TOI	OPP	Total	
ASS	A#	5		5		10	10	15	10		10			10	
	S#											1	1	1	
	A=		2	2	1	1	3		1	1	2		2	3	
	A/		4	4			4				1		1	1	
	S=				2	2	2		2	2				2	
	D=								1	1				1	
	<b>Total</b>		5	6	11	3	10	13	24	11	3	14	3	1	4
HAA	A#					10	10	10	10		10		5	15	
	S#	1		1				1						1	
	A=		2	2	1	1	3		1	1	2		2	3	
	A/		1	1			1				4		4	4	
	S=				2	2	2		2	2				2	
	D=						1	1						1	
	<b>Total</b>		1	3	4	3	11	14	18	10	3	13	6	5	11

		Count of SKILL	#SCORE	#SCORE%	NOSCORE	NOSCORE%	=SCORE	=SCORE%	EFF	
11	Overbeeke	ASS	7	5	71%	1	14%	1	14%	57%
18	Sybers	HAA	11	5	45%	5	45%	1	9%	36%
2	Huysegoms	HAA	6	3	50%	0	0%	3	50%	0%
12	Gorski	ASS	7	3	43%	2	29%	2	29%	14%
14	Sugrañes Martinez	ASS	3	3	100%	0	0%	0	0%	100%
10	Diefenbach	ASS	2	2	100%	0	0%	0	0%	100%
5	Janssen	HAA	1	1	100%	0	0%	0	0%	100%
6	Van Assche	HAA	5	1	20%	2	40%	2	40%	-20%
8	BAETENS	ASS	4	1	25%	2	50%	1	25%	0%
13	VERSCHUEREN	ASS	1	1	100%	0	0%	0	0%	100%
12	Verelst	HAA	1	0	0%	1	100%	0	0%	0%
13	Steenhouwer	HAA	3	0	0%	2	67%	1	33%	-33%



2014-2015

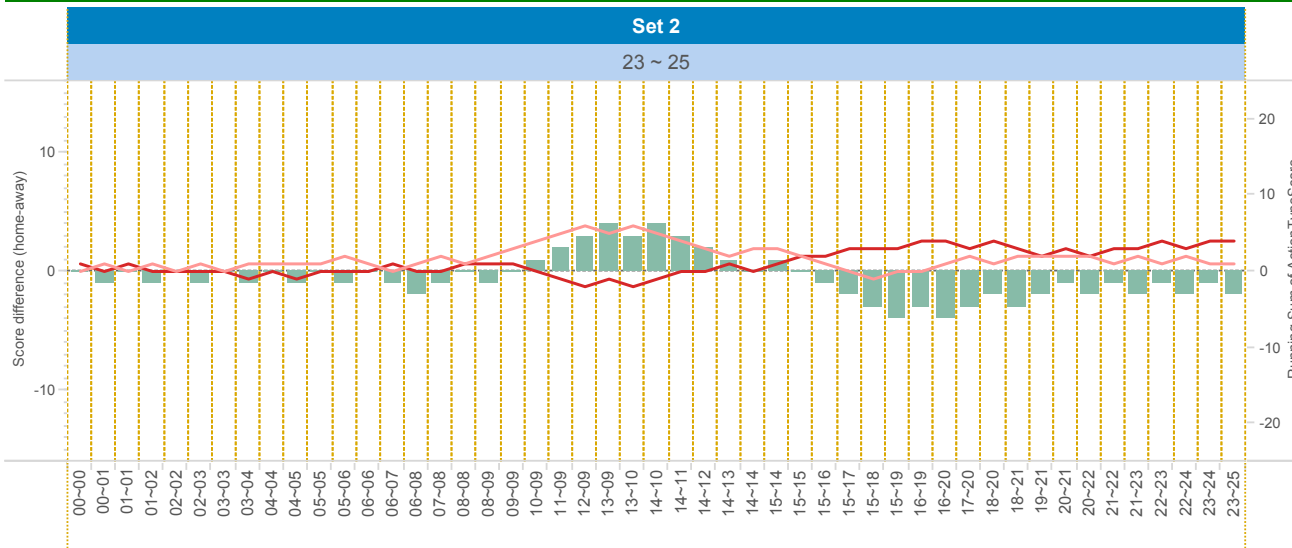
DATA

BelgiumVolleyStats.be  
By Marnix Acar

© Trainerstuff.be  
By Wouter Laroy

VIA

(20141108) ASS ~ HAA (3 ~ 1)  
Set analysis - Set 2



TEAM\_NAME

ASS

HAA

UPPER LEFT:

+1: A# - B# - S#    -1: A=, A/, B=, B/, S=, R=, D=, F=, S=

LOWER LEFT:

TOI = Team of Interest = Team analyzed    OPP = Opponent  
XXXServe = who served    XXXSCORE = who got the point

LOWER RIGHT:

Attack sorted on #SCORE

Attacking skills

		Set 2												
		TOIServe					OPPServe							
		TOIScore			Total		TOIScore			Total				
TOI	Scorin..	TOI	OPP	Total	TOI	OPP	Total	TOI	OPP	Total	TOI	OPP	Total	
ASS	A#	3		3		14	14	17		14		1	1	15
	S#	1		1				1				2	2	2
	A=		1	1	1	1	2		2	2	3		3	5
	A/		2	2			2		2	2	2		2	2
	S=				2		2			2				2
	<b>Total</b>		4	3	7	3	14	17	24	14	2	16	5	3
HAA	A#	1		1		14	14	15		14		3	3	17
	S#	2		2				2			1		1	1
	A=		3	3	2	2	5		1	1	1		1	2
	A/		2	2			2			2	2		2	2
	S=									2	2			2
	<b>Total</b>		3	5	8	2	14	16	24	14	3	17	3	4

		Count of SKILL	#SCORE	#SCORE%	NOSCORE	NOSCORE%	=SCORE	=SCORE%	EFF	
11	Overbeeke	ASS	15	6	40%	7	47%	2	13%	27%
18	Sybers	HAA	13	5	38%	6	46%	2	15%	23%
8	BAETENS	ASS	9	4	44%	3	33%	2	22%	22%
12	Gorski	ASS	7	4	57%	2	29%	1	14%	43%
2	Huysegoms	HAA	4	2	50%	1	25%	1	25%	25%
5	Janssen	HAA	2	2	100%	0	0%	0	0%	100%
6	Van Assche	HAA	6	2	33%	3	50%	1	17%	17%
7	Deroey	HAA	2	2	100%	0	0%	0	0%	100%
13	Steenhouwer	HAA	6	2	33%	4	67%	0	0%	33%
14	Sugrañes Martin..	ASS	2	2	100%	0	0%	0	0%	100%
10	Diefenbach	ASS	3	1	33%	1	33%	1	33%	0%
1	Tormans	HAA	1	0	0%	0	0%	1	100%	-100%
13	VERSCHUEREN	ASS	1	0	0%	1	100%	0	0%	0%



2014-2015

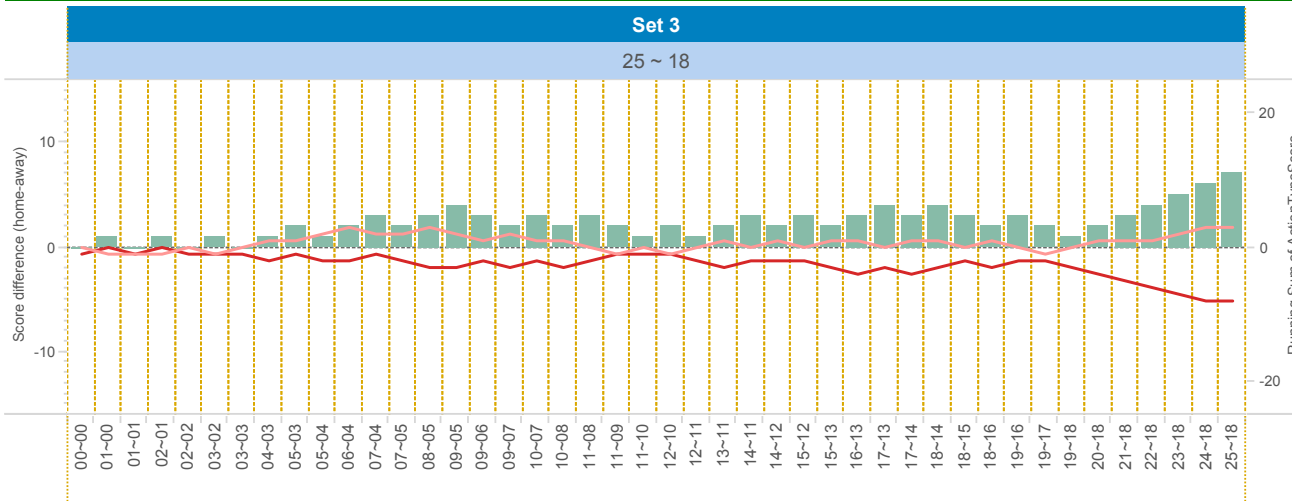
DATA

BelgiumVolleyStats.be  
By Marnix Acar

© Trainerstuff.be  
By Wouter Laroy

ZIV

(20141108) ASS ~ HAA (3 ~ 1)  
Set analysis - Set 3



TEAM\_NAME

- ASS
- HAA

UPPER LEFT:

+1: A# - B# - S#    -1: A=, A/, B=, B/, S=, R=, D=, F=, S=

LOWER LEFT:

TOI = Team of Interest = Team analyzed    OPP = Opponent  
XXXServe = who served    XXXSCORE = who got the point

LOWER RIGHT:

Attack sorted on #SCORE

		Set 3													
		TOIServe							OPPServe						
TOI	Scorin..	TOISCORE			OPPSCORE			Total	TOISCORE			OPPSCORE			Total
		TOI	OPP	Total	TOI	OPP	Total		TOI	OPP	Total	TOI	OPP	Total	
ASS	A#	3		3		10	10	13	11		11				11
	S#	1		1				1					1	1	
	A=		3	3				3		1	1	1		2	
	A/		3	3				3				2		2	
	S=				4		4	4		3	3			3	
	<b>Total</b>		4	6	10	4	10	14	24	11	4	15	3	1	4
HAA	A#					11	11	11	10		10			3	13
	S#	1		1			1	1				1	1	1	
	A=		1	1	1	1	2	2				3	3	3	
	A/		2	2			2	2				3	3	3	
	S=				3		3	3		4	4			4	
	<b>Total</b>		1	3	4	4	11	15	19	10	4	14	6	4	10

Attacking skills

		Count of SKILL	#SCORE	#SCORE%	NOSCORE	NOSCORE%	=SCORE	=SCORE%	EFF	
11	Overbeeke	ASS	8	5	63%	2	25%	1	13%	50%
8	BAETENS	ASS	6	4	67%	2	33%	0	0%	67%
13	Steenhouwer	HAA	9	4	44%	4	44%	1	11%	33%
17	Orczyk	ASS	6	4	67%	2	33%	0	0%	67%
18	Sybers	HAA	10	3	30%	3	30%	4	40%	-10%
7	Deroey	HAA	6	2	33%	2	33%	2	33%	0%
2	Huysegoms	HAA	1	1	100%	0	0%	0	0%	100%
10	Diefenbach	ASS	3	1	33%	1	33%	1	33%	0%
1	Tormans	HAA	1	0	0%	1	100%	0	0%	0%
5	Janssen	HAA	1	0	0%	1	100%	0	0%	0%
14	Sugrañes Martinez	ASS	2	0	0%	1	50%	1	50%	-50%



2014-2015

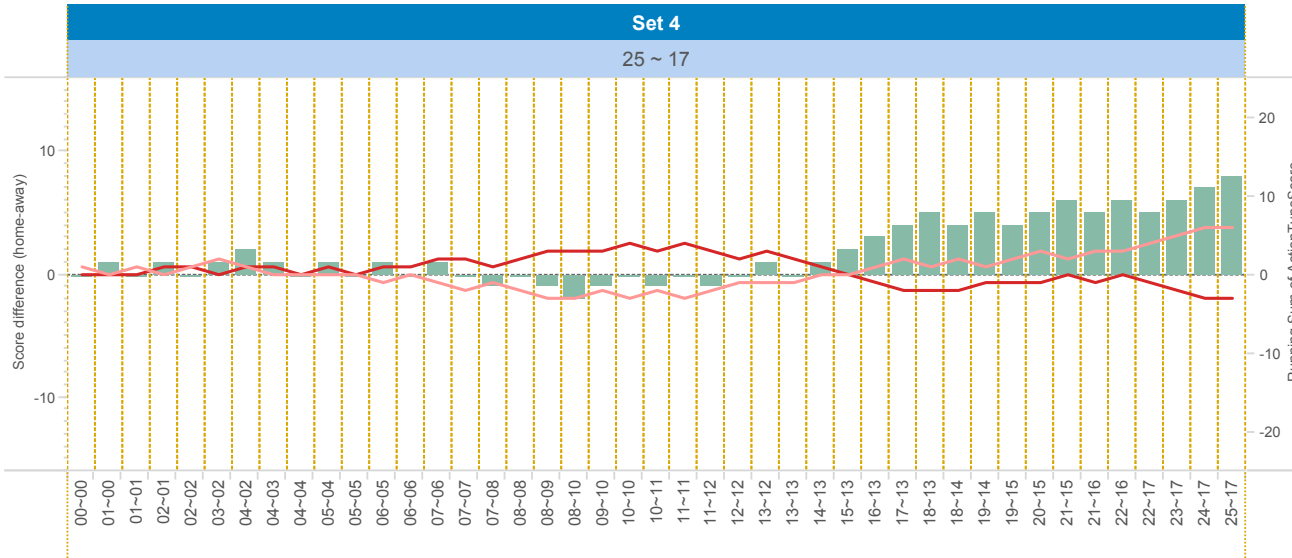
DATA

BelgiumVolleyStats.be  
By Marnix Acar

© Trainerstuff.be  
By Wouter Laroy

ZIV

(20141108) ASS ~ HAA (3 ~ 1)  
Set analysis - Set 4



TEAM\_NAME

- ASS
- HAA

UPPER LEFT:

+1: A# - B# - S#    -1: A=, A/, B=, B/, S=, R=, D=, F=, S=

LOWER LEFT:

TOI = Team of Interest = Team analyzed    OPP = Opponent  
XXXServe = who served    XXXSCORE = who got the point

LOWER RIGHT:

Attack sorted on #SCORE

Attacking skills

		Set 4												
		TOIServe						OPPServe						
		TOIScore		OPPScore		Total	TOIScore		OPPScore		Total	Total		
TOI	Scorin..	TOI	OPP	Total	TOI	OPP	Total	TOI	OPP	Total	TOI	OPP	Total	
ASS	A#	3		3		12	12	15		8		8	8	
	S#	3		3				3					3	
	A=		1	1				1			2		2	
	A/		4	4				4		2	1		3	
	S=				1		1	1		3			3	
	E=								1		1			1
	D=				1		1	1						1
	<b>Total</b>		6	5	11	2	12	14	25	8	6	14	3	17
HAA	A#					8	8	8		12		12	15	
	S#							8				3	3	
	A=		2	2				2			1		1	
	A/		1	1		2	2	3		4		4	4	
	S=				3		3	3		1			1	
	E=				1		1	1						
	D=								1		1			1
	<b>Total</b>			3	3	6	8	14	17	12	2	14	5	6

		Count of SKILL	#SCORE	#SCORE%	NOSCORE	NOSCORE%	=SCORE	=SCORE%	EFF	
17	Orczyk	ASS	9	7	78%	1	11%	1	11%	67%
18	Sybers	HAA	12	6	50%	4	33%	2	17%	33%
7	Deroey	HAA	8	2	25%	2	25%	4	50%	-25%
11	Overbeeke	ASS	8	2	25%	5	63%	1	13%	13%
13	Steenhouwer	HAA	5	2	40%	3	60%	0	0%	40%
5	Janssen	HAA	2	1	50%	1	50%	0	0%	50%
10	Diefenbach	ASS	3	1	33%	1	33%	1	33%	0%
12	Verelst	HAA	1	1	100%	0	0%	0	0%	100%
14	Sugrañes Martinez	ASS	1	1	100%	0	0%	0	0%	100%
2	Huysegoms	HAA	1	0	0%	0	0%	1	100%	####
6	Van Assche	HAA	1	0	0%	1	100%	0	0%	0%
8	BAETENS	ASS	3	0	0%	3	100%	0	0%	0%



2014-2015

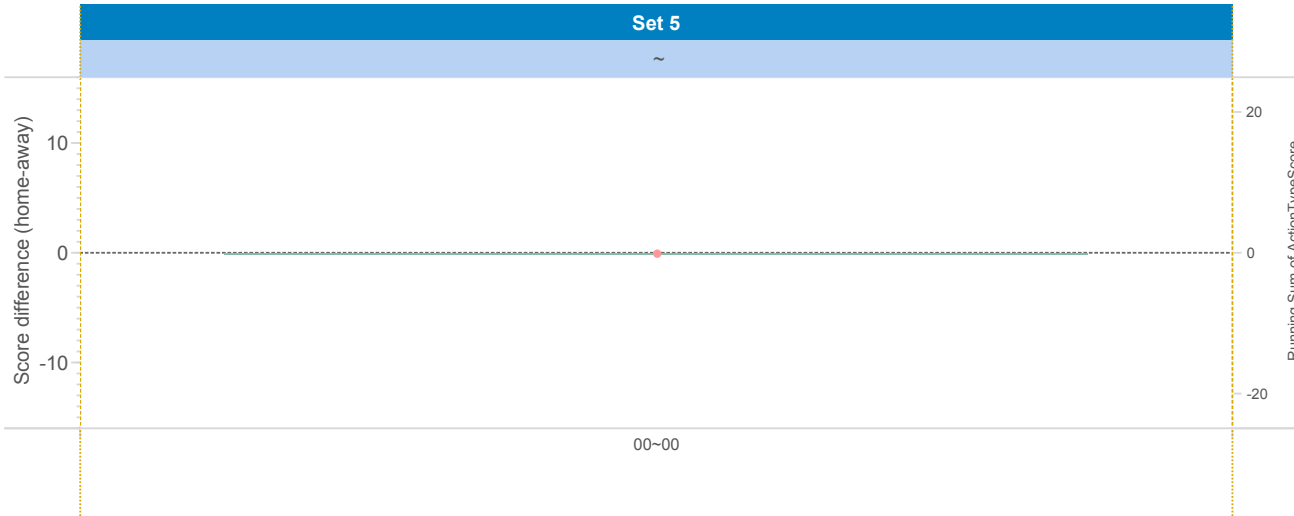
DATA

BelgiumVolleyStats.be  
By Marnix Acar

© Trainerstuff.be  
By Wouter Laroy

VIZ

(20141108) ASS ~ HAA (3 ~ 1)  
Set analysis - Set 5



TEAM\_NAME

ASS

UPPER LEFT:

+1: A# - B# - S#    -1: A=, A/, B=, B/, S=, R=, D=, F=, S=

LOWER LEFT:

TOI = Team of Interest = Team analyzed    OPP = Opponent  
XXXServe = who served    XXXSCORE = who got the point

LOWER RIGHT:

Attack sorted on #SCORE

Attacking skills



2014-2015

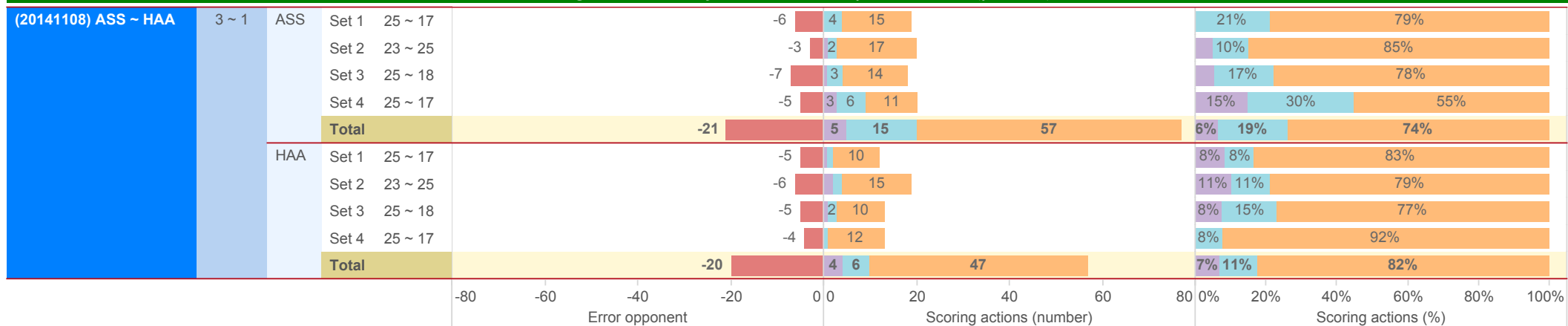
DATA

**BelgiumVolleyStats.be**  
By Marnix Acar

© **Trainerstuff.be**  
By Wouter Laroy

VIZ

**(20141108) ASS ~ HAA (3 ~ 1)**  
Scoring Actions Analyzed: how were points made (per set)



S - Serve    B - Block    A - Attack





2014-2015

DATA

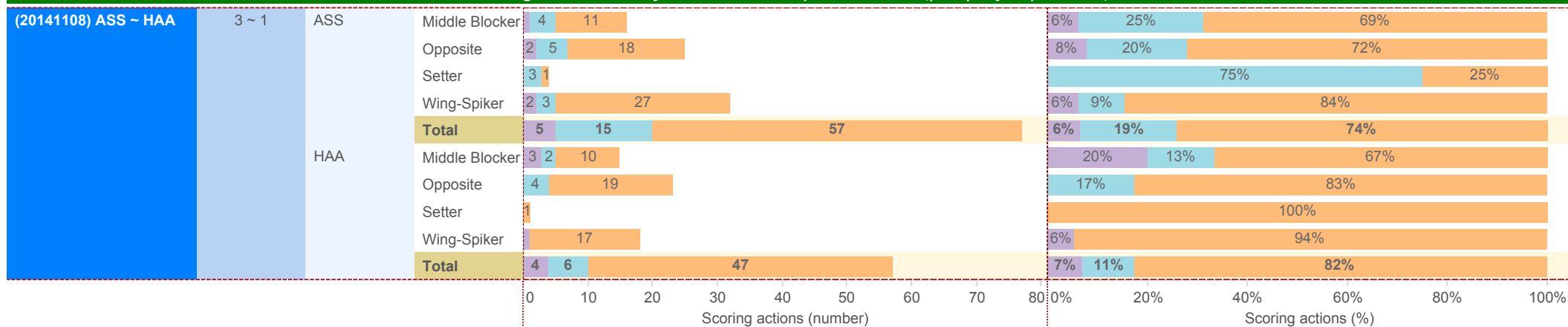
BelgiumVolleyStats.be  
By Marnix Acar

© Trainerstuff.be  
By Wouter Laroy

VIZ

(20141108) ASS ~ HAA (3 ~ 1)

Scoring Actions Analyzed: how were points made (per player position)



S - Serve    B - Block    A - Attack



2014-2015

DATA

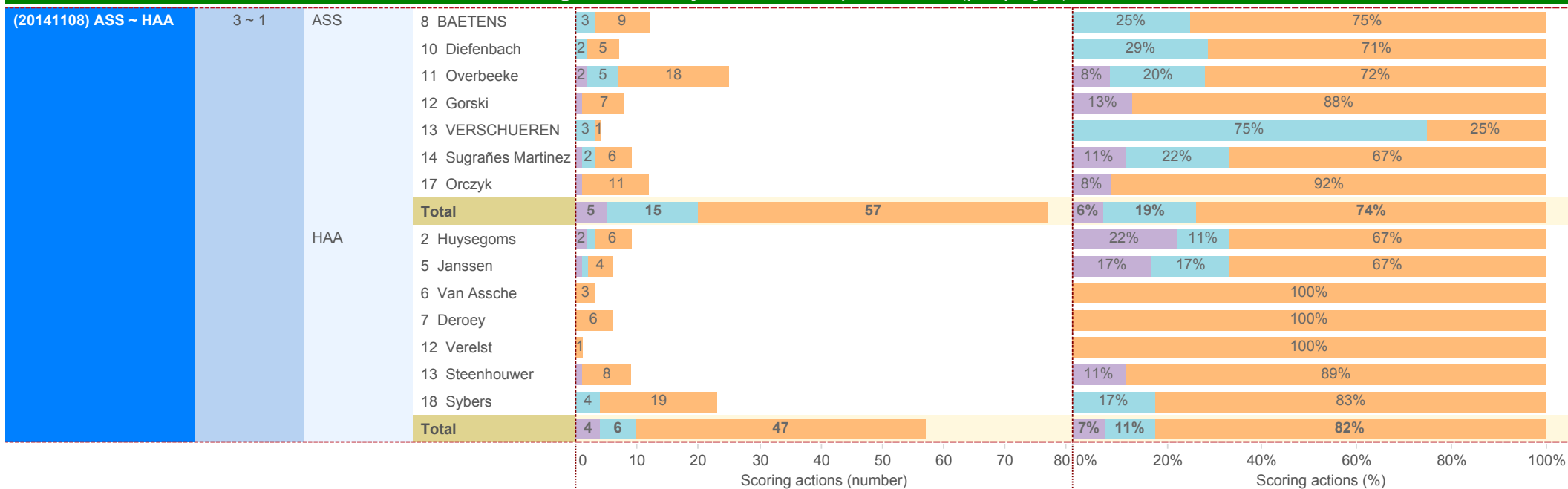
BelgiumVolleyStats.be  
By Marnix Acar

© Trainerstuff.be  
By Wouter Laroy

VIZ

(20141108) ASS ~ HAA (3 ~ 1)

Scoring Actions Analyzed: how were points made (per player)



S - Serve    B - Block    A - Attack



2014-2015

DATA

BelgiumVolleyStats.be  
By Marnix Acar

© Trainerstuff.be  
By Wouter Laroy

VIZ

(20141108) ASS ~ HAA (3 ~ 1)  
Skills in detail (per player position): Attack/Block

Category	Team	Position	Game 1					Game 2		Total	EFF																
			Count	%	Count	%	Count	%																			
A - Attack	ASS	Middle Blocker	11	(58%)	2	(11%)	1	(5%)	1	(5%)	3	(16%)	19	37%													
		Opposite	18	(47%)	11	(29%)	2	(3%)	2	(5%)	1	(3%)	4	(11%)	38	34%											
		Setter	1	(50%)					1	(50%)					2	50%											
		Wing-Spiker	27	(53%)	8	(16%)	4	(8%)	5	(10%)	4	(8%)	3	(6%)	51	39%											
		<b>Total</b>	<b>57</b>	<b>(52%)</b>	<b>21</b>	<b>(19%)</b>	<b>7</b>	<b>(5%)</b>	<b>9</b>	<b>(8%)</b>	<b>6</b>	<b>(5%)</b>	<b>10</b>	<b>(9%)</b>	<b>110</b>	<b>37%</b>											
	HAA	Middle Blocker	10	(56%)	3	(17%)					2	(11%)	3	(17%)	18	28%											
		Opposite	19	(40%)	8	(17%)	7	(8%)	4	(8%)	4	(8%)	6	(13%)	48	19%											
		Setter	1	(50%)	1	(50%)									2	50%											
		Wing-Spiker	17	(33%)	6	(12%)	5	(18%)	12	(24%)	9	(18%)	2	(4%)	51	12%											
		<b>Total</b>	<b>47</b>	<b>(39%)</b>	<b>18</b>	<b>(15%)</b>	<b>12</b>	<b>(13%)</b>	<b>16</b>	<b>(13%)</b>	<b>15</b>	<b>(13%)</b>	<b>11</b>	<b>(9%)</b>	<b>119</b>	<b>18%</b>											
B - Block	ASS	Middle Blocker	4	(15%)	3	(12%)	3	( )	5	(19%)			11	(42%)	26	-27%											
		Opposite	5	(45%)	1	(9%)	2	( )			3	(27%)	3	(27%)	11	18%											
		Setter	3	(23%)	2	(15%)	4	( )			4	(31%)	4	(31%)	13	-8%											
		Wing-Spiker	3	(25%)	3	(25%)	2	( )			4	(33%)	4	(33%)	12	-8%											
		<b>Total</b>	<b>15</b>	<b>(24%)</b>	<b>9</b>	<b>(15%)</b>	<b>11</b>	<b>( )</b>	<b>5</b>	<b>(8%)</b>			<b>22</b>	<b>(35%)</b>	<b>62</b>	<b>-11%</b>											
	HAA	Middle Blocker	2	(15%)	1	(8%)	4	( )	1	(8%)			5	(38%)	13	-23%											
		Opposite	4	(40%)			1	( )	1	(10%)			4	(40%)	10	0%											
		Setter			1	( )									1	0%											
		Wing-Spiker					1	( )					4	(80%)	5	-80%											
		<b>Total</b>	<b>6</b>	<b>(21%)</b>	<b>1</b>	<b>(3%)</b>	<b>7</b>	<b>( )</b>	<b>2</b>	<b>(7%)</b>			<b>13</b>	<b>(45%)</b>	<b>29</b>	<b>-24%</b>											
			0	50	100	0	10	20	30	0	10	20	0	10	20	0	10	20	30	0	50	100	150	-100%	0%	100%	
			#			+																					
							!																				



2014-2015

DATA

BelgiumVolleyStats.be  
By Marnix Acar

© Trainerstuff.be  
By Wouter Laroy

VIZ

(20141108) ASS ~ HAA (3 ~ 1)  
Skills in detail (per player position): Serve/Reception

Skill	Position	Game 1 (20141108)		Game 2 (20141109)		Game 3 (20141110)		Game 4 (20141111)		Game 5 (20141112)		Total	EFF	
		Count	%	Count	%	Count	%	Count	%	Count	%			
S - Serve	ASS	Middle Blocker	1 (4%)	7 (26%)	12 (0%)	6 (22%)	1 (4%)	27	0%					
		Opposite	2 (14%)	3 (21%)	4 (7%)	1 (7%)	1 (7%)	3 (21%)	14	-7%				
		Setter		2 (14%)	7 (0%)	5 (36%)			14	0%				
		Wing-Spiker	2 (5%)	15 (36%)	11 (0%)	9 (21%)	5 (12%)		42	-7%				
		<b>Total</b>	<b>5 (5%)</b>	<b>27 (28%)</b>	<b>34 (1%)</b>	<b>21 (22%)</b>	<b>1 (1%)</b>	<b>9 (9%)</b>	<b>97</b>	<b>-4%</b>				
	HAA	Middle Blocker	3 (10%)	4 (14%)	8 (3%)	9 (31%)	1 (3%)	4 (14%)	29	-3%				
		Opposite		2 (22%)	3 (11%)	3 (33%)	1 (11%)		9	0%				
		Setter		3 (19%)	4 (0%)	8 (50%)		1 (6%)	16	-6%				
		Wing-Spiker	1 (4%)	5 (21%)	10 (0%)	5 (21%)		3 (13%)	24	-8%				
		<b>Total</b>	<b>4 (5%)</b>	<b>14 (18%)</b>	<b>25 (3%)</b>	<b>25 (32%)</b>	<b>2 (3%)</b>	<b>8 (10%)</b>	<b>78</b>	<b>-5%</b>				
R - Reception	ASS	Libero	13 (65%)	4 (20%)	1 (0%)	2 (10%)		20	0%					
		Setter				1 (100%)		1	0%					
		Wing-Spiker	12 (24%)	21 (43%)	3 (4%)	7 (14%)	2 (4%)	4 (8%)	49	-8%				
		<b>Total</b>	<b>25 (36%)</b>	<b>25 (36%)</b>	<b>4 (3%)</b>	<b>10 (14%)</b>	<b>2 (3%)</b>	<b>4 (6%)</b>	<b>70</b>	<b>-6%</b>				
	HAA	Libero	13 (33%)	17 (43%)	4 (0%)	4 (10%)		2 (5%)	40	-5%				
		Middle Blocker				2 (100%)			2	0%				
		Opposite				1 (100%)			1	0%				
		Setter				1 (100%)			1	0%				
		Wing-Spiker	8 (18%)	18 (41%)	9 (2%)	5 (11%)	1 (2%)	3 (7%)	44	-7%				
		<b>Total</b>	<b>21 (24%)</b>	<b>35 (40%)</b>	<b>13 (1%)</b>	<b>13 (15%)</b>	<b>1 (1%)</b>	<b>5 (6%)</b>	<b>88</b>	<b>-6%</b>				
		0 10 20 30 40	0 20 40 60	0 20 40 60	0 20 40	0 1 2 3 4	0 5 10 15	0 50 100	-10%	-5%	0%			
		#	+	!	-	/	=	Count of SKILL	EFF					



2014-2015

DATA

BelgiumVolleyStats.be  
By Marnix Acar

© Trainerstuff.be  
By Wouter Laroy

VIZ

(20141108) ASS ~ HAA (3 ~ 1)

Skills in detail (per player): Attack

A - Attack	ASS	8 BAETENS	10 Diefenbach	11 Overbeeke	12 Gorski	13 VERSCHUEREN	14 Sugrañes Martinez	17 Orczyk	Total	HAA	1 Tormans	2 Huysegoms	5 Janssen	6 Van Assche	7 Deroey	12 Verelst	13 Steenhouwer	18 Sybers	Total	#	+	!	-	/	=	Count of SKILL	EFF
		9 (41%)	5 (45%)	18 (47%)	7 (50%)	1 (50%)	6 (75%)	11 (73%)	57 (52%)											47 (39%)							
		4 (18%)	2 (18%)	11 (29%)	3 (21%)			1 (7%)	21 (19%)											18 (15%)							
		3 (5%)		2 (3%)	1 (14%)				7 (5%)											12 (13%)							
		3 (14%)	1 (9%)	2 (5%)		1 (50%)		2 (13%)	9 (8%)		1 (50%)			4 (33%)	3 (19%)		5 (22%)	3 (7%)	16 (13%)								
		1 (5%)	1 (9%)	1 (3%)				1 (7%)	6 (5%)		2 (17%)			2 (17%)	5 (31%)		2 (9%)	4 (9%)	15 (13%)								
		2 (9%)	2 (18%)	4 (11%)	1 (7%)		1 (13%)		10 (9%)		1 (50%)	3 (25%)		1 (8%)	1 (6%)			5 (11%)	11 (9%)								
		22	11	38	14	2	8	15	110		2	12	6	12	16	2	23	46	119								
		27%	18%	34%	29%	50%	63%	67%	37%		-50%	8%	67%	0%	0%	50%	26%	22%	18%								



2014-2015

DATA

BelgiumVolleyStats.be  
By Marnix Acar

© Trainerstuff.be  
By Wouter Laroy

VIZ

(20141108) ASS ~ HAA (3 ~ 1)  
Skills in detail (per player): Block

B - Block	ASS	Player	Game Won (Green)					Game Lost (Red)		EFF
			#	+	!	-	/	=	Count of SKILL	
		8 BAETENS	3 (43%)	1 (14%)	1 (0)			2 (29%)	7	14%
		10 Diefenbach	2 (17%)	1 (8%)	1 (0)	4 (33%)		4 (33%)	12	-17%
		11 Overbeeke	5 (45%)	1 (9%)	2 (0)			3 (27%)	11	18%
		12 Gorski			1 (0)			1 (50%)	2	-50%
		13 VERSCHUEREN	3 (23%)	2 (15%)	4 (0)			4 (31%)	13	-8%
		14 Sugrañes Martinez	2 (14%)	2 (14%)	2 (0)	1 (7%)		7 (50%)	14	-36%
		17 Orczyk		2 (67%)				1 (33%)	3	-33%
		<b>Total</b>	<b>15 (24%)</b>	<b>9 (15%)</b>	<b>11 (0)</b>	<b>5 (8%)</b>		<b>22 (35%)</b>	<b>62</b>	<b>-11%</b>
	HAA	1 Tormans						1 (100%)	1	-100%
		2 Huysegoms	1 (25%)		1 (0)			2 (50%)	4	-25%
		5 Janssen	1 (11%)	1 (11%)	3 (0)	1 (11%)		3 (33%)	9	-22%
		12 Verelst			1 (0)				1	0%
		13 Steenhouer			1 (0)			4 (80%)	5	-80%
		18 Sybers	4 (44%)		1 (0)	1 (11%)		3 (33%)	9	11%
		<b>Total</b>	<b>6 (21%)</b>	<b>1 (3%)</b>	<b>7 (0)</b>	<b>2 (7%)</b>		<b>13 (45%)</b>	<b>29</b>	<b>-24%</b>
			#	+	!	-	/	=	Count of SKILL	EFF



2014-2015

DATA

BelgiumVolleyStats.be  
By Marnix Acar

© Trainerstuff.be  
By Wouter Laroy

VIZ

(20141108) ASS ~ HAA (3 ~ 1)

Skills in detail (per player): Serve

S - Serve	Team	Player	Game Outcome						Count of SKILL	EFF		
			#	+	!	-	/	=				
ASS	ASS	8 BAETENS		7 (50%)	3 ()	3 (21%)		1 (7%)	14	-7%		
		10 Diefenbach		4 (29%)	8 ()	2 (14%)			14	0%		
		11 Overbeeke	2 (14%)	3 (21%)	4 (7%)	1 (7%)	1 (7%)	3 (21%)	14	-7%		
		12 Gorski	1 (7%)	3 (21%)	5 ()	3 (21%)		2 (14%)	14	-7%		
		13 VERSCHUEREN		2 (14%)	7 ()	5 (36%)			14	0%		
		14 Sugrañes Martinez	1 (8%)	3 (23%)	4 ()	4 (31%)		1 (8%)	13	0%		
		17 Orczyk	1 (7%)	5 (36%)	3 ()	3 (21%)		2 (14%)	14	-7%		
		<b>Total</b>	<b>5 (5%)</b>	<b>27 (28%)</b>	<b>34 (1%)</b>	<b>21 (22%)</b>	<b>1 (1%)</b>	<b>9 (9%)</b>	<b>97</b>	<b>-4%</b>		
		HAA	HAA	1 Tormans			1 ()				1	0%
				2 Huysegoms	2 (15%)	3 (23%)	3 (8%)	1 (8%)	1 (8%)	3 (23%)	13	-8%
				5 Janssen	1 (6%)	1 (6%)	5 ()	8 (50%)		1 (6%)	16	0%
6 Van Assche					4 ()				4	0%		
7 Deroey				2 (29%)	2 ()	2 (29%)		1 (14%)	7	-14%		
12 Verelst				2 (13%)	4 ()	8 (53%)		1 (7%)	15	-7%		
13 Steenhouwer	1 (8%)			3 (23%)	4 ()	3 (23%)		2 (15%)	13	-8%		
14 Verspecht				1 (100%)					1	0%		
18 Sybers				2 (25%)	2 (13%)	3 (38%)		1 (13%)	8	0%		
<b>Total</b>	<b>4 (5%)</b>			<b>14 (18%)</b>	<b>25 (3%)</b>	<b>25 (32%)</b>	<b>2 (3%)</b>	<b>8 (10%)</b>	<b>78</b>	<b>-5%</b>		
		#	+	!	-	/	=	Count of SKILL	EFF			



2014-2015

DATA

BelgiumVolleyStats.be  
By Marnix Acar

© Trainerstuff.be  
By Wouter Laroy

VIZ

(20141108) ASS ~ HAA (3 ~ 1)  
Skills in detail (per player): Reception

R - Reception	ASS	Player	#	+	!	-	/	=	Count of SKILL	EFF
R - Reception	ASS	7 Sparidans	13 (65%)	4 (20%)	1 ( )	2 (10%)			20	0%
		8 BAETENS	4 (19%)	10 (48%)	1 (5%)	3 (14%)	1 (5%)	2 (10%)	21	-10%
		12 Gorski	3 (20%)	9 (60%)	1 ( )	1 (7%)		1 (7%)	15	-7%
		13 VERSCHUEREN				1 (100%)			1	0%
		17 Orczyk	5 (38%)	2 (15%)	1 (8%)	3 (23%)	1 (8%)	1 (8%)	13	-8%
		<b>Total</b>	<b>25 (36%)</b>	<b>25 (36%)</b>	<b>4 (3%)</b>	<b>10 (14%)</b>	<b>2 (3%)</b>	<b>4 (6%)</b>	<b>70</b>	<b>-6%</b>
	HAA	1 Tormans				1 (100%)			1	0%
		5 Janssen				2 (100%)			2	0%
		6 Van Assche	1 (17%)	3 (50%)		1 (17%)		1 (17%)	6	-17%
		7 Deroy	2 (17%)	4 (33%)	2 (8%)	1 (8%)	1 (8%)	2 (17%)	12	-17%
		11 Van Reeth	13 (33%)	17 (43%)	4 ( )	4 (10%)		2 (5%)	40	-5%
		12 Verelst				1 (100%)			1	0%
		13 Steenhower	5 (19%)	11 (42%)	7 ( )	3 (12%)			26	0%
	<b>Total</b>	<b>21 (24%)</b>	<b>35 (40%)</b>	<b>13 (1%)</b>	<b>13 (15%)</b>	<b>1 (1%)</b>	<b>5 (6%)</b>	<b>88</b>	<b>-6%</b>	
		#	+	!	-	/	=	Count of SKILL	EFF	