



2014-2015

DATA

BelgiumVolleyStats.be
By Marnix Acar

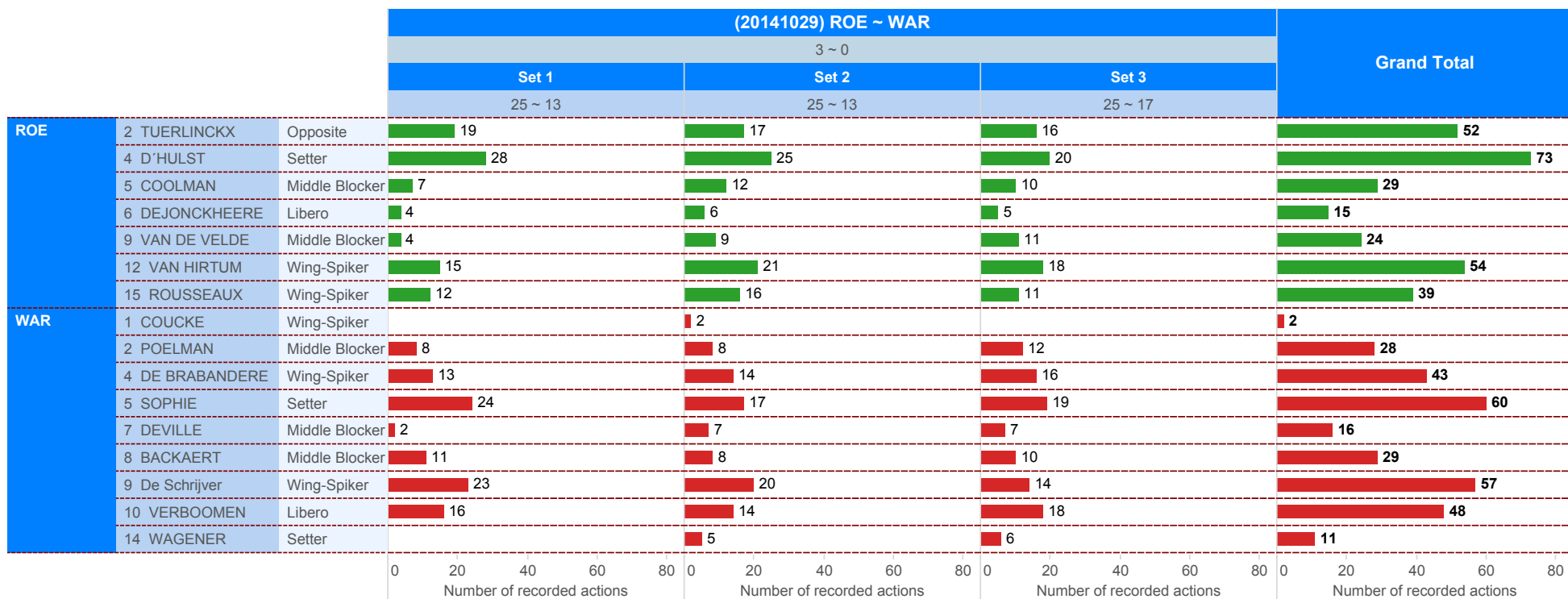
© **Trainerstuff.be**
By Wouter Laroy

VIZ

Scouting data provided by: Marnix Acar - www.BelgiumVolleyStats.be

Data processing and vizualization: Wouter Laroy - www.trainerstuff.be

Questions/Remarks/Suggestions: info@belgiumvolleystats.be - wouterstrainerstuff@gmail.com



■ SET LOST ■ SET WON



2014-2015

(20141029) ROE ~ WAR (3 ~ 0)
Game analysis

		TOIServe						OPPServe							
TOI	ScoringActi..	TOISCORE			OPPSCORE			Total	TOISCORE			OPPSCORE			Total
		TOI	OPP	Total	TOI	OPP	Total		TOI	OPP	Total	TOI	OPP	Total	
ROE	A#	18		18		23	23	41		20		2		2	22
	S#	3		3				3				5		5	5
	A=		8	8				8		2	2	3	3	5	5
	A/		9	9		2	2	11		3	3			3	3
	S=					8	8	8		8	8				8
	D=			1	1			1							
	B=			1	1			1							
Total		21	19	40	10	23	33	73	20	13	33	3	7	10	43
WAR	A#	2		2		20	20	22		23		18		18	41
	S#	5		5				5				3		3	3
	A=		3	3		2	2	5				8	8	8	8
	A/					3	3	3		2	2	9	9	9	11
	S=					8	8	8		8	8				8
	D=											1	1	1	1
	B=											1	1	1	1
Total		7	3	10	13	20	33	43	23	10	33	19	21	40	73

Attack

		Count of SKILL	#SCORE%	=SCORE%	EFF
4 D'HULST	ROE	1	100%	0%	100%
9 VAN DE VELDE	ROE	6	100%	0%	100%
5 COOLMAN	ROE	5	80%	0%	80%
12 VAN HIRTUM	ROE	9	78%	11%	67%
2 POELMAN	WAR	13	62%	15%	46%
2 TUERLINCKX	ROE	27	52%	7%	44%
15 ROUSSEAUX	ROE	12	50%	17%	33%
4 DE BRABANDERE	WAR	16	38%	38%	0%
7 DEVILLE	WAR	6	33%	17%	17%
9 De Schrijver	WAR	19	26%	42%	-16%
8 BACKAERT	WAR	17	24%	24%	0%
5 SOPHIE	WAR	1	0%	100%	-100%

Block

		Count of SKILL	#
9 VAN DE VELDE	ROE	6	4
2 TUERLINCKX	ROE	5	3
15 ROUSSEAUX	ROE	3	3
1 COUCKE	WAR	1	1
5 COOLMAN	ROE	8	1
7 DEVILLE	WAR	5	1
12 VAN HIRTUM	ROE	9	1
2 POELMAN	WAR	4	
4 D'HULST	ROE	2	
4 DE BRABANDERE	WAR	2	
5 SOPHIE	WAR	1	
8 BACKAERT	WAR	5	
9 De Schrijver	WAR	4	
14 WAGENER	WAR	1	

Serve

		Count of SKILL	#%	=%
8 BACKAERT	WAR	6	33%	33%
4 DE BRABANDERE	WAR	7	14%	
2 POELMAN	WAR	8	13%	25%
9 De Schrijver	WAR	8	13%	25%
4 D'HULST	ROE	19	11%	11%
9 VAN DE VELDE	ROE	10	10%	
1 COUCKE	WAR	1		
2 TUERLINCKX	ROE	14		14%
5 COOLMAN	ROE	10		
5 SOPHIE	WAR	7		
7 DEVILLE	WAR	5		20%
12 VAN HIRTUM	ROE	8		25%
14 WAGENER	WAR	2		50%
15 ROUSSEAUX	ROE	13		15%

Reception

		Count of SKILL	#%	+%	=%
6 DEJONCKHEERE	ROE	9	33%	33%	
10 VERBOOMEN	WAR	32	31%	25%	9%
9 De Schrijver	WAR	20	25%	45%	
4 DE BRABANDERE	WAR	13	23%	46%	
12 VAN HIRTUM	ROE	21	19%	43%	14%
5 COOLMAN	ROE	1		100%	
5 SOPHIE	WAR	1			
15 ROUSSEAUX	ROE	5		40%	40%

UPPER:
 TOI = Team of Interest = Team analyzed OPP = Opponent
 XXXServe = who served XXXSCORE = who got the point



2014-2015

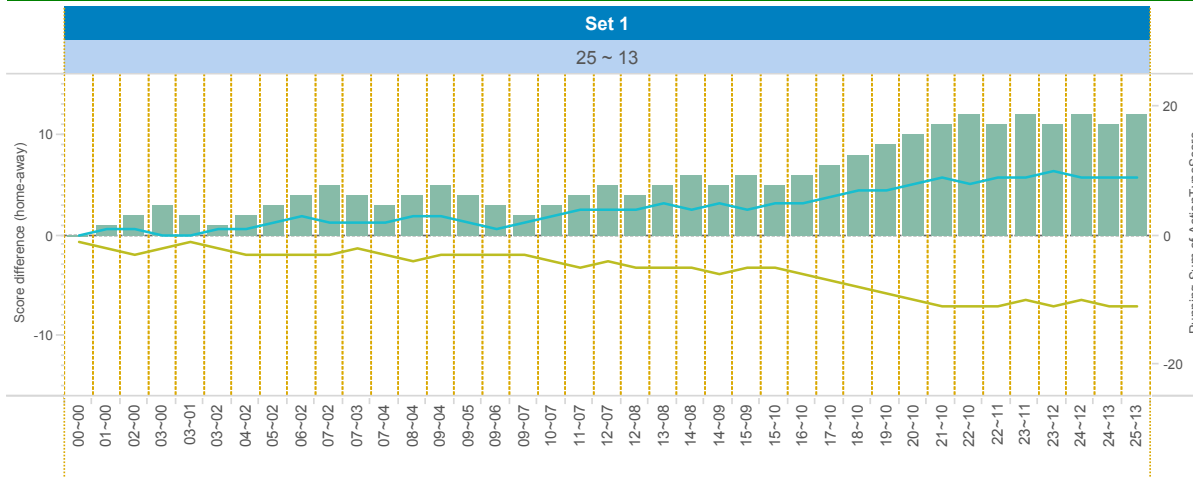
DATA

BelgiumVolleyStats.be
By Marnix Acar

© Trainerstuff.be
By Wouter Laroy

VIZ

(20141029) ROE ~ WAR (3 ~ 0)
Set analysis - Set 1



TEAM_NAME

- ROE
- WAR

UPPER LEFT:

+1: A# - B# - S# -1: A=, A/, B=, B/, S=, R=, D=, F=, S=

LOWER LEFT:

TOI = Team of Interest = Team analyzed OPP = Opponent
XXXServe = who served XXXSCORE = who got the point

LOWER RIGHT:

Attack sorted on #SCORE

Attacking skills

		Set 1													
		TOIServe						OPPServe							
		TOIScore			OPPScore			Total	TOIScore			OPPScore			Total
TOI	Scorin..	TOI	OPP	Total	TOI	OPP	Total		TOI	OPP	Total	TOI	OPP	Total	
ROE	A#	5		5	6		6	11	5		5	2		2	7
	S#	1		1			1								
	A=		5	5			5				2		2	2	
	A/		5	5			5		1	1				1	
	S=				3	3	3		3	3				3	
	Total		6	10	16	3	6	9	25	5	4	9	2	2	4
WAR	A#	2		2	5		5	7	6		6	5		5	11
	S#											1		1	1
	A=		2	2			2				5		5	5	
	A/				1		1				5		5	5	
	S=				3		3		3	3				3	
	Total		2	2	4	4	5	9	13	6	3	9	10	6	16

		Count of SKILL	#SCORE	#SCORE%	NOSCORE	NOSCORE%	=SCORE	=SCORE%	EFF	
2	TUERLINCKX	ROE	12	4	33%	7	58%	1	8%	25%
2	POELMAN	WAR	3	2	67%	1	33%	0	0%	67%
4	DE BRABANDERE	WAR	6	2	33%	1	17%	3	50%	-17%
5	COOLMAN	ROE	2	2	100%	0	0%	0	0%	100%
8	BACKAERT	WAR	7	2	29%	2	29%	3	43%	-14%
9	De Schrijver	WAR	9	2	22%	4	44%	3	33%	-11%
12	VAN HIRTUM	ROE	3	2	67%	0	0%	1	33%	33%
15	ROUSSEAU	ROE	4	2	50%	2	50%	0	0%	50%
5	SOPHIE	WAR	1	0	0%	0	0%	1	100%	-100%
7	DEVILLE	WAR	1	0	0%	0	0%	1	100%	-100%



2014-2015

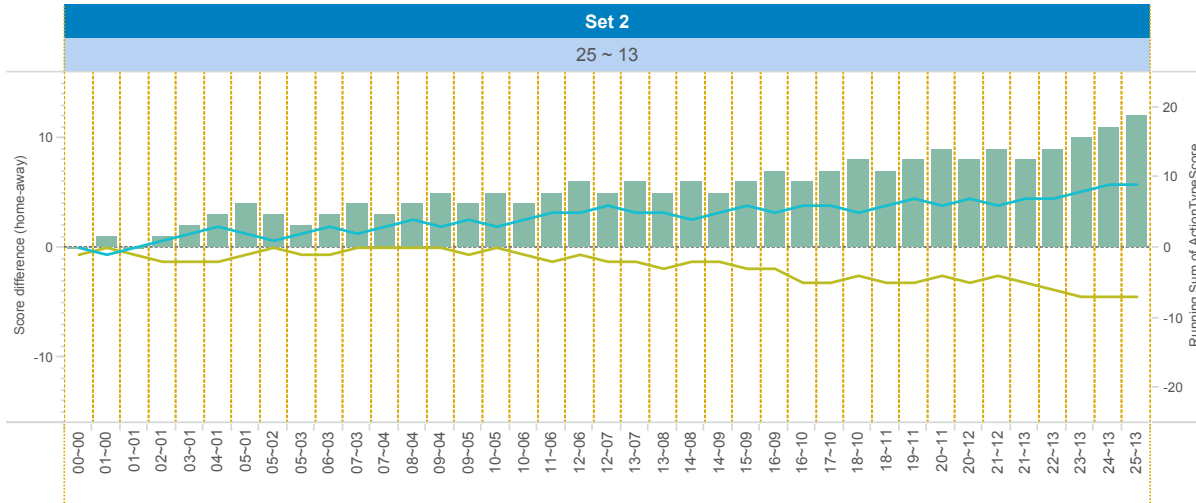
DATA

BelgiumVolleyStats.be
By Marnix Acar

© Trainerstuff.be
By Wouter Laroy

VIZ

(20141029) ROE ~ WAR (3 ~ 0)
Set analysis - Set 2



TEAM_NAME

- ROE
- WAR

UPPER LEFT:

+1: A# - B# - S# -1: A=, A/, B=, B/, S=, R=, D=, F=, S=

LOWER LEFT:

TOI = Team of Interest = Team analyzed OPP = Opponent
XXXServe = who served XXXSCORE = who got the point

LOWER RIGHT:

Attack sorted on #SCORE

Attacking skills

		Set 2													
		TOIServe						OPPServe							
		TOISCORE			OPPSCORE			Total	TOISCORE			OPPSCORE			Total
TOI	Scorin..	TOI	OPP	Total	TOI	OPP	Total		TOI	OPP	Total	TOI	OPP	Total	
ROE	A#	7		7	7		7	14	9		9			9	
	S#	1		1			1	1				1	1		
	A=		1	1			1	1	1				1		
	A/		2	2	2		2	4	2		2		2		
	S=					3		3	3	1		1		1	
	Total		8	3	11	5	7	12	23	9	4	13	1	1	14
WAR	A#				9		9	9	7		7	7	7	14	
	S#	1		1			1	1				1	1		
	A=				1		1	1			1	1	1		
	A/				2		2	2	2		2	2	4		
	S=				1		1	1	3		3		3		
	Total		1		1	4	9	13	14	7	5	12	3	8	11

		Count of SKILL	#SCORE	#SCORE%	NOSCORE	NOSCORE%	=SCORE	=SCORE%	EFF	
2	TUERLINCKX	ROE	8	5	63%	3	38%	0	0%	63%
9	VAN DE VELDE	ROE	4	4	100%	0	0%	0	0%	100%
12	VAN HIRTUM	ROE	3	3	100%	0	0%	0	0%	100%
2	POELMAN	WAR	3	2	67%	1	33%	0	0%	67%
4	DE BRABANDERE	WAR	4	2	50%	1	25%	1	25%	25%
9	De Schrijver	WAR	8	2	25%	2	25%	4	50%	-25%
15	ROUSSEAU	ROE	5	2	40%	1	20%	2	40%	0%
4	D'HULST	ROE	1	1	100%	0	0%	0	0%	100%
5	COOLMAN	ROE	1	1	100%	0	0%	0	0%	100%
8	BACKAERT	WAR	7	1	14%	5	71%	1	14%	0%
7	DEVILLE	WAR	1	0	0%	1	100%	0	0%	0%



2014-2015

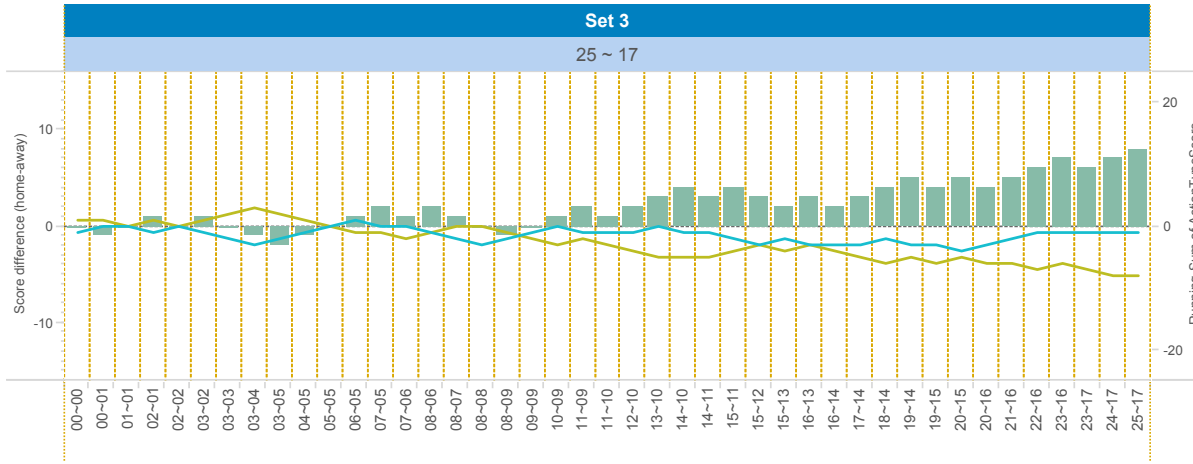
DATA

BelgiumVolleyStats.be
By Marnix Acar

© Trainerstuff.be
By Wouter Laroy

VIZ

(20141029) ROE ~ WAR (3 ~ 0)
Set analysis - Set 3



TEAM_NAME

- ROE
- WAR

UPPER LEFT:

+1: A# - B# - S# -1: A=, A/, B=, B/, S=, R=, D=, F=, S=

LOWER LEFT:

TOI = Team of Interest = Team analyzed OPP = Opponent
XXXServe = who served XXXSCORE = who got the point

LOWER RIGHT:

Attack sorted on #SCORE

Attacking skills

		Set 3													
		TOIServe						OPPServe							
		TOISCORE			OPPSCORE			Total	TOISCORE			OPPSCORE			Total
TOI	Scorin..	TOI	OPP	Total	TOI	OPP	Total	TOI	OPP	Total	TOI	OPP	Total	Total	
ROE	A#	6		6		10	10	16	6		6			6	
	S#	1		1				1				4	4	4	
	A=		2	2				2	1	1			1	2	
	A/		2	2				2						2	
	S=					2	2	2		4	4			4	
	D=			1	1			1						1	
	B=			1	1			1						1	
	Total	7	6	13	2	10	12	25	6	5	11	1	4	5	16
WAR	A#					6	6	6	10		10		6	16	
	S#	4		4				4				1	1	1	
	A=		1	1		1	1	2				2	2		
	A/							2				2	2		
	S=					4	4	4		2	2		2		
	D=											1	1		
	B=											1	1		
	Total	4	1	5	5	6	11	16	10	2	12	6	7	13	25

		Count of SKILL	#SCORE	#SCORE%	NOSCORE	NOSCORE%	=SCORE	=SCORE%	EFF	
2	TUERLINCKX	ROE	7	5	71%	1	14%	1	14%	57%
2	POELMAN	WAR	7	4	57%	1	14%	2	29%	29%
4	DE BRABANDERE	WAR	6	2	33%	2	33%	2	33%	0%
7	DEVILLE	WAR	4	2	50%	2	50%	0	0%	50%
9	VAN DE VELDE	ROE	2	2	100%	0	0%	0	0%	100%
12	VAN HIRTUM	ROE	3	2	67%	1	33%	0	0%	67%
15	ROUSSEAU	ROE	3	2	67%	1	33%	0	0%	67%
5	COOLMAN	ROE	2	1	50%	1	50%	0	0%	50%
8	BACKAERT	WAR	3	1	33%	2	67%	0	0%	33%
9	De Schrijver	WAR	2	1	50%	0	0%	1	50%	0%



2014-2015

DATA

BelgiumVolleyStats.be
By Marnix Acar

© Trainerstuff.be
By Wouter Laroy

VIZ

(20141029) ROE ~ WAR (3 ~ 0)
Set analysis - Set 4

TEAM_NAME

ROE

UPPER LEFT:

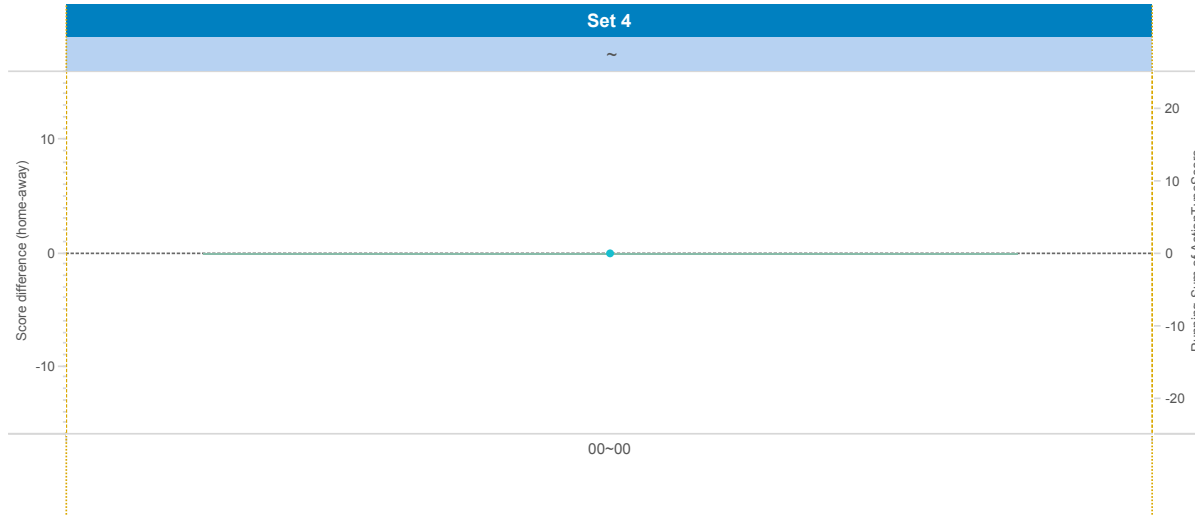
+1: A# - B# - S# -1: A=, A/, B=, B/, S=, R=, D=, F=, S=

LOWER LEFT:

TOI = Team of Interest = Team analyzed OPP = Opponent
XXXServe = who served XXXSCORE = who got the point

LOWER RIGHT:

Attack sorted on #SCORE



Attacking skills



2014-2015

DATA

BelgiumVolleyStats.be
By Marnix Acar

© Trainerstuff.be
By Wouter Laroy

VIZ

(20141029) ROE ~ WAR (All)
Set analysis - Set 5

TEAM_NAME

UPPER LEFT:

+1: A# - B# - S# -1: A=, A/, B=, B/, S=, R=, D=, F=, S=

LOWER LEFT:

TOI = Team of Interest = Team analyzed OPP = Opponent
XXXServe = who served XXXSCORE = who got the point

LOWER RIGHT:

Attack sorted on #SCORE

Attacking skills



2014-2015

DATA

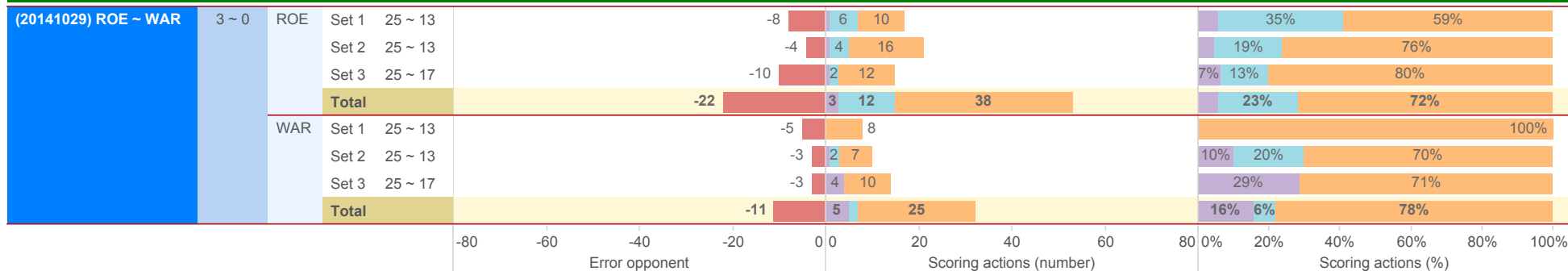
BelgiumVolleyStats.be
By Marnix Acar

© Trainerstuff.be
By Wouter Laroy

VIZ

(20141029) ROE ~ WAR (3 ~ 0)

Scoring Actions Analyzed: how were points made (per set)



S - Serve B - Block A - Attack



2014-2015

DATA

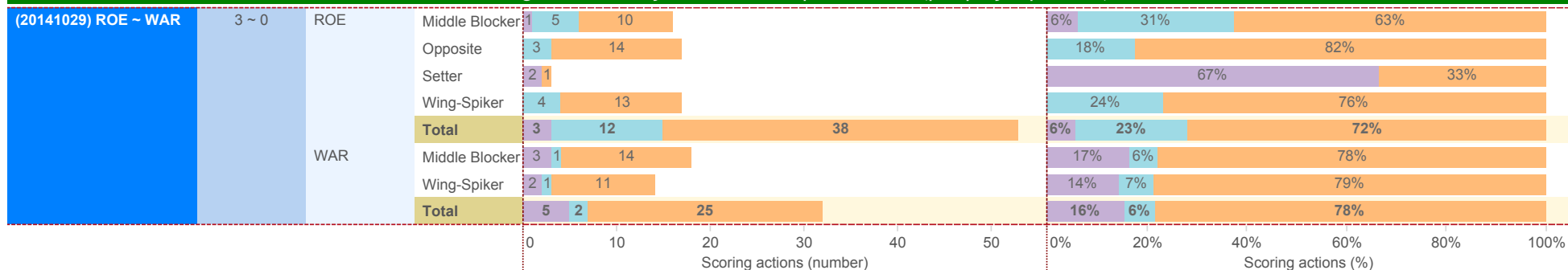
BelgiumVolleyStats.be
By Marnix Acar

© Trainerstuff.be
By Wouter Laroy

VIZ

(20141029) ROE ~ WAR (3 ~ 0)

Scoring Actions Analyzed: how were points made (per player position)





2014-2015

DATA

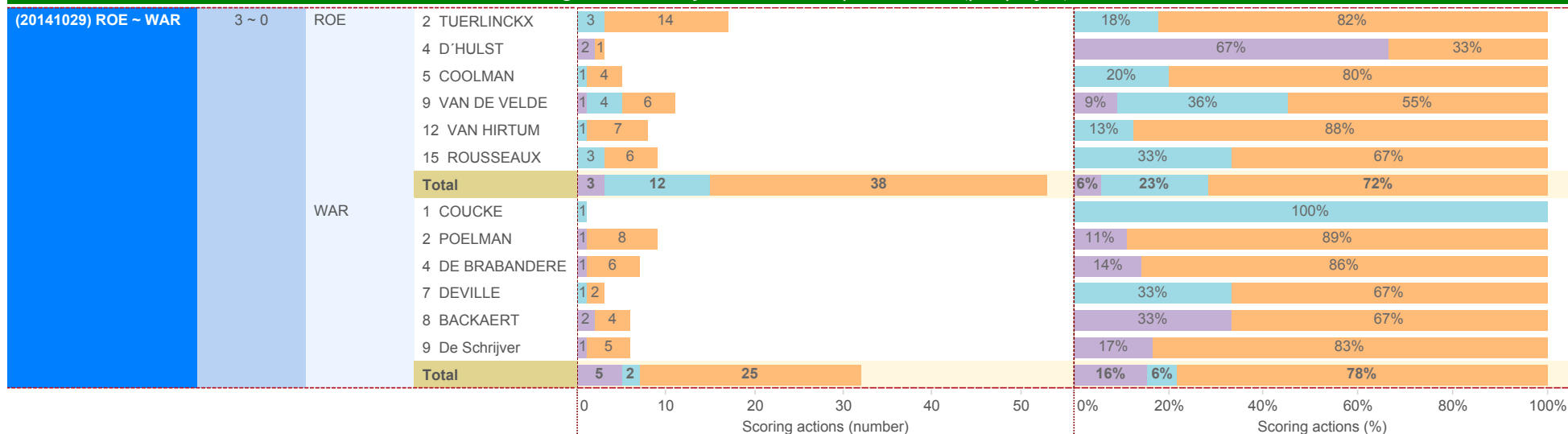
BelgiumVolleyStats.be
By Marnix Acar

© Trainerstuff.be
By Wouter Laroy

VIZ

(20141029) ROE ~ WAR (3 ~ 0)

Scoring Actions Analyzed: how were points made (per player)



S - Serve | B - Block | A - Attack



2014-2015

DATA

BelgiumVolleyStats.be
By Marnix Acar

© Trainerstuff.be
By Wouter Laroy

VIZ

(20141029) ROE ~ WAR (3 ~ 0)
Skills in detail (per player position): Attack/Block

A - Attack	ROE	Middle Blocker	Count of SKILL						Total	EFF
			#	+	!	-	/	=		
		Middle Blocker	10 (91%)	1 (9%)					11	91%
		Opposite	14 (52%)	4 (15%)	3 ()	4 (15%)		2 (7%)	27	44%
		Setter	1 (100%)						1	100%
		Wing-Spiker	13 (62%)	2 (10%)	3 (10%)		2 (10%)	1 (5%)	21	48%
		Total	38 (63%)	7 (12%)	6 (3%)	4 (7%)	2 (3%)	3 (5%)	60	55%
	WAR	Middle Blocker	14 (39%)	8 (22%)	3 (11%)	4 (11%)	4 (11%)	3 (8%)	36	19%
		Setter					1 (100%)		1	-100%
		Wing-Spiker	11 (31%)	4 (11%)	1 (23%)	5 (14%)	8 (23%)	6 (17%)	35	-9%
		Total	25 (35%)	12 (17%)	4 (17%)	9 (13%)	12 (17%)	10 (14%)	72	4%
B - Block	ROE	Middle Blocker	5 (36%)		4 (36%)		5 (36%)		14	0%
		Opposite	3 (60%)	2 (40%)					5	60%
		Setter					2 (100%)		2	-100%
		Wing-Spiker	4 (33%)	3 (25%)			4 (33%)	1 (8%)	12	-8%
		Total	12 (36%)	5 (15%)	4 (33%)		11 (33%)	1 (3%)	33	0%
	WAR	Middle Blocker	1 (7%)	2 (14%)	4 (43%)		6 (43%)	1 (7%)	14	-43%
		Setter					2 (100%)		2	-100%
		Wing-Spiker	1 (14%)	1 (14%)	2 (43%)		3 (43%)		7	-29%
		Total	2 (9%)	3 (13%)	6 (48%)		11 (48%)	1 (4%)	23	-43%

GAME LOST GAME WON



2014-2015

DATA

BelgiumVolleyStats.be
By Marnix Acar

© Trainerstuff.be
By Wouter Laroy

VIZ

(20141029) ROE ~ WAR (3 ~ 0)

Skills in detail (per player position): Serve/Reception

Skill	Position	Game 1						Game 2		Eff	
		#	+	!	-	/	=	Count of SKILL	EFF		
S - Serve	ROE	Middle Blocker	1 (5%)	5 (25%)	7 (10%)	5 (25%)	2 (10%)	20	5%		
		Opposite		5 (36%)	3 (14%)	2 (14%)	2 (14%)	14	-14%		
		Setter	2 (11%)	3 (16%)	6 (5%)	5 (26%)	1 (5%)	2 (11%)	19	0%	
		Wing-Spiker		3 (14%)	7 (5%)	6 (29%)	1 (5%)	4 (19%)	21	-19%	
		Total	3 (4%)	16 (22%)	23 (8%)	18 (24%)	6 (8%)	8 (11%)	74	-7%	
	WAR	Middle Blocker	3 (16%)	1 (5%)	7 ()	3 (16%)		5 (26%)	19	-11%	
		Setter		4 (44%)	2 (11%)	1 (11%)	1 (11%)	1 (11%)	9	-11%	
		Wing-Spiker	2 (13%)	2 (13%)	6 (6%)	3 (19%)	1 (6%)	2 (13%)	16	0%	
		Total	5 (11%)	7 (16%)	15 (5%)	7 (16%)	2 (5%)	8 (18%)	44	-7%	
		R - Reception	ROE	Libero	3 (33%)	3 (33%)	1 ()	2 (22%)		9	0%
Middle Blocker				1 (100%)				1	0%		
Wing-Spiker	4 (15%)			11 (42%)	1 (8%)	3 (12%)	2 (8%)	5 (19%)	26	-19%	
Total	7 (19%)			15 (42%)	2 (6%)	5 (14%)	2 (6%)	5 (14%)	36	-14%	
WAR	Libero		10 (31%)	8 (25%)	1 (16%)	5 (16%)	5 (16%)	3 (9%)	32	-9%	
	Setter				1 ()				1	0%	
	Wing-Spiker		8 (24%)	15 (45%)	2 (3%)	7 (21%)	1 (3%)		33	0%	
	Total		18 (27%)	23 (35%)	4 (9%)	12 (18%)	6 (9%)	3 (5%)	66	-5%	
			0 10 20 30	0 10 20 30 40	0 10 20 30 40	0 10 20 30	0 5 10	0 5 10	0 50	-20% 0%	
			#	+	!	-	/	=	Count of SKILL	EFF	

■ GAME LOST ■ GAME WON



2014-2015

DATA

BelgiumVolleyStats.be
By Marnix Acar

© Trainerstuff.be
By Wouter Laroy

VIZ

(20141029) ROE ~ WAR (3 ~ 0)

Skills in detail (per player): Attack

A - Attack	ROE	2 TUERLINCKX	4 D'HULST	5 COOLMAN	9 VAN DE VELDE	12 VAN HIRTUM	15 ROUSSEAU	Total	WAR	2 POELMAN	4 DE BRABANDERE	5 SOPHIE	7 DEVILLE	8 BACKAERT	9 De Schrijver	Total	#	+	!	-	/	=	Count of SKILL	EFF
		14 (52%)	4 (15%)	3 (0%)	4 (15%)	2 (7%)	27	44%																
		1 (100%)					1	100%																
		4 (80%)	1 (20%)				5	80%																
		6 (100%)					6	100%																
		7 (78%)		1 (0%)			9	67%																
		6 (50%)	2 (17%)	2 (17%)		2 (17%)	12	33%																
		38 (63%)	7 (12%)	6 (3%)	4 (7%)	2 (3%)	60	55%																
	WAR	8 (62%)	2 (15%)	1 (8%)	1 (8%)	1 (8%)	13	46%																
		6 (38%)	2 (13%)		2 (13%)	4 (25%)	16	0%																
		2 (33%)	2 (33%)		1 (17%)	1 (17%)	1	-100%																
		4 (24%)	4 (24%)	2 (12%)	3 (18%)	2 (12%)	17	0%																
		5 (26%)	2 (11%)	1 (21%)	3 (16%)	4 (21%)	19	-16%																
		25 (35%)	12 (17%)	4 (17%)	9 (13%)	12 (17%)	72	4%																

GAME LOST GAME WON



2014-2015

DATA

BelgiumVolleyStats.be
By Marnix Acar

© Trainerstuff.be
By Wouter Laroy

VIZ

(20141029) ROE ~ WAR (3 ~ 0)

Skills in detail (per player): Block

B - Block	ROE	Player	Skills						Count of SKILL	EFF
			#	+	!	-	/	=		
B - Block	ROE	2 TUERLINCKX	3 (60%)	2 (40%)					5	60%
		4 D'HULST					2 (100%)		2	-100%
		5 COOLMAN	1 (13%)		4 (38%)		3 (38%)		8	-25%
		9 VAN DE VELDE	4 (67%)				2 (33%)		6	33%
		12 VAN HIRTUM	1 (11%)	3 (33%)			4 (44%)	1 (11%)	9	-44%
		15 ROUSSEAUX	3 (100%)						3	100%
	WAR	Total	12 (36%)	5 (15%)	4 (33%)		11 (33%)	1 (3%)	33	0%
		1 COUCKE	1 (100%)						1	100%
		2 POELMAN		1 (25%)			3 (75%)		4	-75%
		4 DE BRABANDERE			2 ()				2	0%
		5 SOPHIE					1 (100%)		1	-100%
		7 DEVILLE	1 (20%)		2 (40%)		2 (40%)		5	-20%
		8 BACKAERT		1 (20%)	2 (20%)		1 (20%)	1 (20%)	5	-40%
		9 De Schrijver		1 (25%)			3 (75%)		4	-75%
		14 WAGENER					1 (100%)		1	-100%
Total	2 (9%)	3 (13%)	6 (48%)		11 (48%)	1 (4%)	23	-43%		
		#	+	!	-	/	=	Count of SKILL	EFF	

■ GAME LOST ■ GAME WON



2014-2015

DATA

BelgiumVolleyStats.be
By Marnix Acar

© Trainerstuff.be
By Wouter Laroy

VIZ

(20141029) ROE ~ WAR (3 ~ 0)

Skills in detail (per player): Serve

S - Serve	ROE	Player	Game Results						Count of SKILL	EFF
			#	+	!	-	/	=		
		2 TUERLINCKX	5 (36%)	3 (14%)	2 (14%)	2 (14%)	2 (14%)	14	-14%	
		4 D'HULST	2 (11%)	3 (16%)	6 (5%)	5 (26%)	1 (5%)	19	0%	
		5 COOLMAN		4 (40%)	3 (10%)	2 (20%)	1 (10%)	10	0%	
		9 VAN DE VELDE	1 (10%)	1 (10%)	4 (10%)	3 (30%)	1 (10%)	10	10%	
		12 VAN HIRTUM		1 (13%)	2 (13%)	2 (25%)	1 (13%)	8	-25%	
		15 ROUSSEAU		2 (15%)	5 ()	4 (31%)		13	-15%	
		Total	3 (4%)	16 (22%)	23 (8%)	18 (24%)	6 (8%)	8 (11%)	74	-7%
	WAR	1 COUCKE			1 ()			1	0%	
		2 POELMAN	1 (13%)		5 ()		2 (25%)	8	-13%	
		4 DE BRABANDERE	1 (14%)	2 (29%)	2 ()	2 (29%)		7	14%	
		5 SOPHIE		4 (57%)	1 (14%)	1 (14%)	1 (14%)	7	0%	
		7 DEVILLE		1 (20%)	1 ()	2 (40%)	1 (20%)	5	-20%	
		8 BACKAERT	2 (33%)		1 ()	1 (17%)	2 (33%)	6	0%	
		9 De Schrijver	1 (13%)		3 (13%)	1 (13%)	1 (13%)	8	-13%	
		14 WAGENER			1 ()		1 (50%)	2	-50%	
		Total	5 (11%)	7 (16%)	15 (5%)	7 (16%)	2 (5%)	8 (18%)	44	-7%
			#	+	!	-	/	=	Count of SKILL	EFF

GAME LOST GAME WON



2014-2015

DATA

BelgiumVolleyStats.be
By Marnix Acar

© Trainerstuff.be
By Wouter Laroy

VIZ

(20141029) ROE ~ WAR (3 ~ 0)
Skills in detail (per player): Reception

R - Reception	ROE	Player	#	+	!	-	/	=	Count of SKILL	EFF
		5 COOLMAN	1 (100%)						1	0%
		6 DEJONCKHEERE	3 (33%)	3 (33%)	1 ()	2 (22%)			9	0%
		12 VAN HIRTUM	4 (19%)	9 (43%)	1 (10%)	2 (10%)	2 (10%)	3 (14%)	21	-14%
		15 ROUSSEAUX		2 (40%)		1 (20%)		2 (40%)	5	-40%
		Total	7 (19%)	15 (42%)	2 (6%)	5 (14%)	2 (6%)	5 (14%)	36	-14%
	WAR	4 DE BRABANDERE	3 (23%)	6 (46%)		3 (23%)	1 (8%)		13	0%
		5 SOPHIE			1 ()				1	0%
		9 De Schrijver	5 (25%)	9 (45%)	2 ()	4 (20%)			20	0%
		10 VERBOOMEN	10 (31%)	8 (25%)	1 (16%)	5 (16%)	5 (16%)	3 (9%)	32	-9%
		Total	18 (27%)	23 (35%)	4 (9%)	12 (18%)	6 (9%)	3 (5%)	66	-5%
			#	+	!	-	/	=	Count of SKILL	EFF

■ GAME LOST ■ GAME WON