



2014-2015

DATA

BelgiumVolleyStats.be
By Marnix Acar

© **Trainerstuff.be**
By Wouter Laroy

VIZ

Scouting data provided by: Marnix Acar - www.BelgiumVolleyStats.be

Data processing and vizualization: Wouter Laroy - www.trainerstuff.be

Questions/Remarks/Suggestions: info@belgiumvolleystats.be - wouterstrainerstuff@gmail.com

		(20141029) PUU ~ GEN				Grand Total	
		3 ~ 1					
		Set 1	Set 2	Set 3	Set 4		
		17 ~ 25	25 ~ 23	25 ~ 18	28 ~ 26		
GEN	1 Christiaens	Wing-Spiker	14	17	22	2	41
	2 Vandecaveye	Wing-Spiker				21	21
	3 DEVRIESE	Middle Blocker	5	6	8	10	24
	4 De Paepe	Middle Blocker			1		1
	7 COENEN	Middle Blocker	10	9	8	7	24
	8 Engelschenschilt	Setter		1			1
	9 Vandecaveye	Wing-Spiker	18	25	21	35	81
	11 DEGRUYTER	Setter	10	8	9	12	29
	14 Tholse	Wing-Spiker	14	22	13	22	57
	18 Nagels	Libero	4	6	7	4	17
PUU	1 Stoev	Wing-Spiker	1			3	4
	2 KRUYNER	Setter	5	8	10	7	25
	4 COLSON	Wing-Spiker	13	21	18	28	67
	5 KOEKELKORE..	Wing-Spiker	16	22	19	15	56
	7 Kvalen	Setter	14	18	17	24	59
	9 Mijatovic	Middle Blocker	7	9	6	12	27
	10 DE BONT	Libero	7	8	4	5	17
	11 Nagy	Middle Blocker	6	5	6	7	18

■ SET WON ■ SET LOST



2014-2015

DATA

BelgiumVolleyStats.be
By Marnix Acar

© Trainerstuff.be
By Wouter Laroy

VIZ

(20141029) PUU ~ GEN (3 ~ 1)
Game analysis

TOI	ScoringActi..	TOIServe						OPPServe							
		TOISCORE			OPPSCORE			Total	TOISCORE			OPPSCORE			Total
		TOI	OPP	Total	TOI	OPP	Total		TOI	OPP	Total	TOI	OPP	Total	
GEN	A#	11		11	1	32	33	44	42		42		13	13	55
	S#	6		6			6	6				7	7	7	
	A=	1	5	6	5		5	11		1	1	7	7	8	
	A\		9	9	3		3	12		6	6	8	8	14	
	S=				15		15	15		10	10			10	
	E=				1		1	1							
	D=	1		1	3		3	4							
Total		19	14	33	28	32	60	93	42	17	59	15	20	35	94
PUU	A#	13		13		42	42	55	32	1	33		11	11	44
	S#	7		7			7	7				6	6	6	
	A=		7	7	1		1	8		5	5	5	1	6	11
	A\		8	8	6		6	14		3	3	9		9	12
	S=				10		10	10		15	15				15
	E=									1	1				1
	D=									3	3		1	1	4
Total		20	15	35	17	42	59	94	32	28	60	14	19	33	93

Attack

		Count of SKILL	%SCORE	=SCORE%	EFF
9 Mijatovic	PUU	4	100%	0%	100%
11 DEGRUYTER	GEN	8	63%	0%	63%
1 Christiaens	GEN	21	57%	14%	43%
9 Vandecaveye	GEN	37	46%	16%	30%
7 Kvalen	PUU	51	41%	14%	27%
5 KOEKLKOREN	PUU	27	41%	15%	26%
11 Nagy	PUU	6	33%	50%	-17%
14 Tholse	GEN	46	33%	20%	13%
3 DEVRIESE	GEN	10	30%	20%	10%
7 COENEN	GEN	4	25%	50%	-25%
4 COLSON	PUU	29	24%	24%	0%
2 Vandecaveye	GEN	5	20%	20%	0%
2 KRUYNER	PUU	2	0%	0%	0%
4 De Paepe	GEN	1	0%	100%	-100%

Block

		Count of SKILL	#
14 Tholse	GEN	7	7
11 Nagy	PUU	8	5
9 Mijatovic	PUU	10	3
11 DEGRUYTER	GEN	5	3
3 DEVRIESE	GEN	5	2
7 COENEN	GEN	5	2
2 KRUYNER	PUU	2	1
4 COLSON	PUU	4	1
7 Kvalen	PUU	3	1
9 Vandecaveye	GEN	3	1
1 Christiaens	GEN	3	
5 KOEKLKOREN	PUU	2	

Serve

		Count of SKILL	#%	=%
2 Vandecaveye	GEN	6	17%	17%
5 KOEKLKOREN	PUU	14	14%	7%
9 Vandecaveye	GEN	16	13%	19%
11 Nagy	PUU	9	11%	22%
9 Mijatovic	PUU	19	11%	11%
11 DEGRUYTER	GEN	19	11%	5%
4 COLSON	PUU	11	9%	18%
7 Kvalen	PUU	16	6%	13%
7 COENEN	GEN	20	5%	10%
1 Christiaens	GEN	10		20%
1 Stoev	PUU	4		25%
2 KRUYNER	PUU	21		
3 DEVRIESE	GEN	11		
8 Engelschenschilt	GEN	1		100%
14 Tholse	GEN	10		50%

Reception

		Count of SKILL	#%	+%	=%
18 Nagels	GEN	16	50%	31%	
5 KOEKLKOREN	PUU	24	29%	38%	4%
10 DE BONT	PUU	19	26%	32%	5%
2 Vandecaveye	GEN	8	25%	25%	13%
9 Vandecaveye	GEN	37	19%	32%	5%
4 COLSON	PUU	31	16%	35%	3%
1 Christiaens	GEN	20	10%	30%	5%
11 Nagy	PUU	1		100%	

UPPER:
TOI = Team of Interest = Team analyzed OPP = Opponent
XXXServe = who served XXXSCORE = who got the point



2014-2015

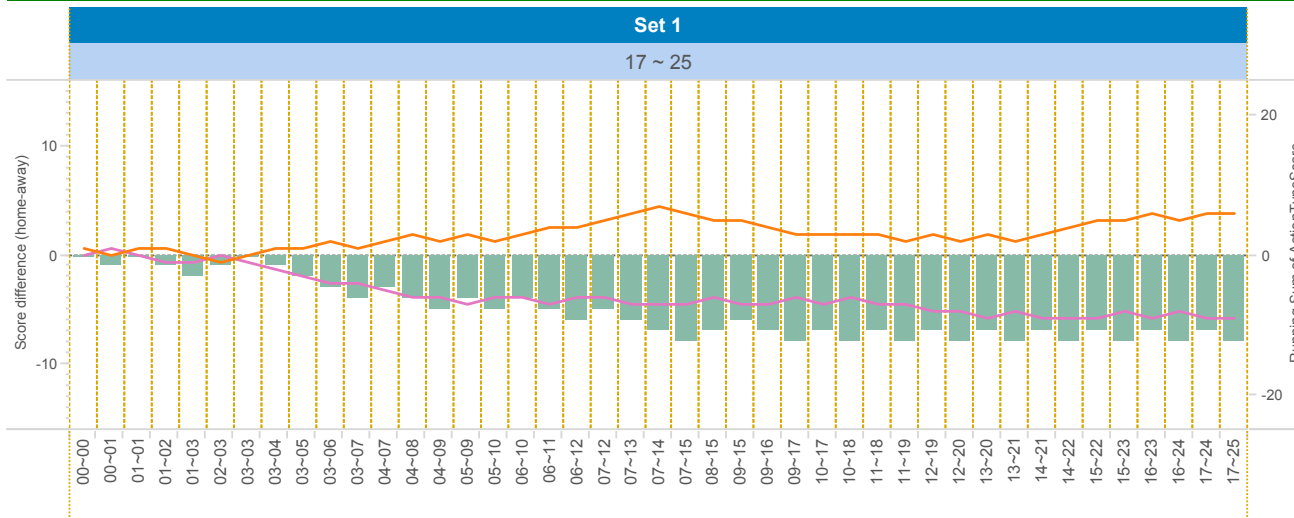
DATA

BelgiumVolleyStats.be
By Marnix Acar

© Trainerstuff.be
By Wouter laroy

VIZ

(20141029) PUU ~ GEN (3 ~ 1)
Set analysis - Set 1



TEAM_NAME

- GEN
- PUU

UPPER LEFT:

+1: A# - B# - S# -1: A=, A/, B=, B/, S=, R=, D=, F=, S=

LOWER LEFT:

TOI = Team of Interest = Team analyzed OPP = Opponent
XXXServe = who served XXXSCORE = who got the point

LOWER RIGHT:

Attack sorted on #SCORE

Attacking skills

		Set 1													
		TOIServe						OPPServe							
		TOIScore			OPPScore			Total	TOIScore			OPPScore			Total
TOI	Scorin..	TOI	OPP	Total	TOI	OPP	Total		TOI	OPP	Total	TOI	OPP	Total	
GEN	A#	4		4	1	8	9	13	11		11		1	1	12
	S#												1	1	1
	A=		2	2											2
	A/		2	2						2	2				2
	S=				6	6	6	6		3	3				3
	D=		1	1				1							
	Total		5	4	9	7	8	15	24	11	5	16		2	2
PUU	A#	1		1		11	11	12	8	1	9		4	4	13
	S#	1		1				1							1
	A=												2	2	2
	A/				2	2	2	2			2				2
	S=				3	3	3	3		6	6				6
	D=												1	1	1
	Total		2		2	5	11	16	18	8	7	15	4	5	9

		Count of SKILL	#SCORE	#SCORE%	NOSCORE	NOSCORE%	=SCORE	=SCORE%	EFF
9 Vandecaveye	GEN	6	6	100%	0	0%	0	0%	100%
1 Christiaens	GEN	6	5	83%	1	17%	0	0%	83%
7 Kvalen	PUU	8	4	50%	2	25%	2	25%	25%
3 DEVRIESE	GEN	2	2	100%	0	0%	0	0%	100%
4 COLSON	PUU	7	2	29%	3	43%	2	29%	0%
5 KOEKELKOREN	PUU	3	2	67%	1	33%	0	0%	67%
14 Tholse	GEN	8	2	25%	6	75%	0	0%	25%
7 COENEN	GEN	1	1	100%	0	0%	0	0%	100%
9 Mijatovic	PUU	1	1	100%	0	0%	0	0%	100%
2 KRUYNER	PUU	1	0	0%	1	100%	0	0%	0%
11 Nagy	PUU	3	0	0%	1	33%	2	67%	-67%



2014-2015

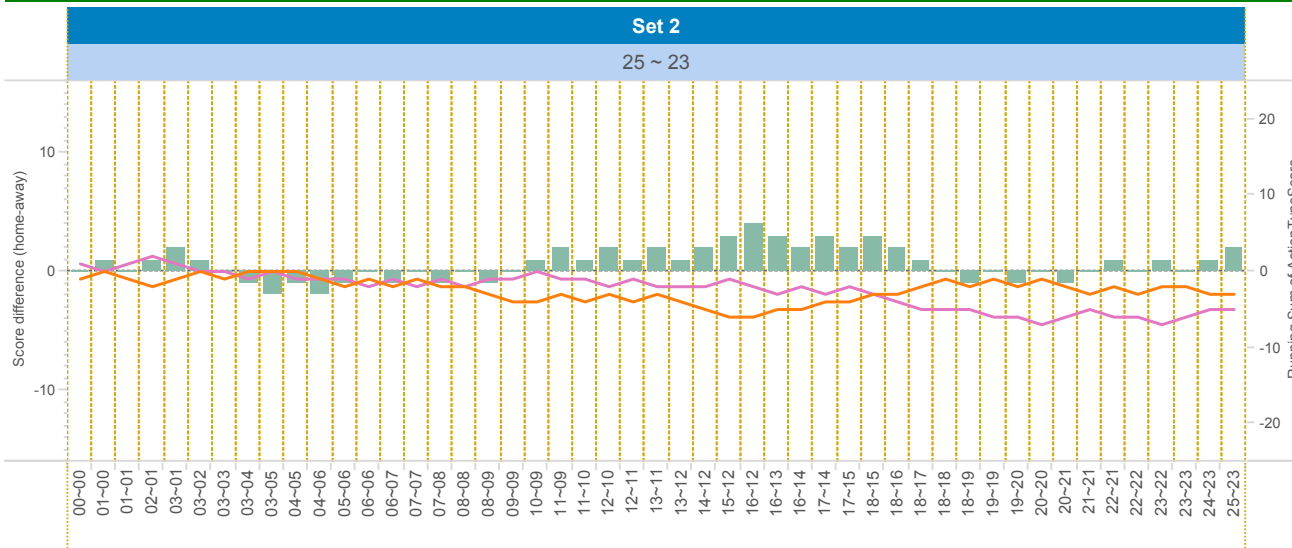
DATA

BelgiumVolleyStats.be
By Marnix Acar

© Trainerstuff.be
By Wouter Laroy

VIZ

(20141029) PUU ~ GEN (3 ~ 1)
Set analysis - Set 2



TEAM_NAME

GEN

PUU

UPPER LEFT:

+1: A# - B# - S# -1: A=, A/, B=, B/, S=, R=, D=, F=, S=

LOWER LEFT:

TOI = Team of Interest = Team analyzed OPP = Opponent
XXXServe = who served XXXSCORE = who got the point

LOWER RIGHT:

Attack sorted on #SCORE

Attacking skills

		Set 2													
		TOIServe						OPPServe							
		TOIScore			OPPScore			Total	TOIScore			OPPScore			Total
TOI	Scorin..	TOI	OPP	Total	TOI	OPP	Total	TOI	OPP	Total	TOI	OPP	Total	Total	
GEN	A#	2		2		11	11	13	11		11		2	2	13
	S#	1		1			1	1				1	1	1	
	A=	1	1	2	2		2	4			3		3	3	
	A/		2	2			2	4	2	2		2	2	4	
	S=				4		4	4		3	3		3	3	
	Total	4	3	7	6	11	17	24	11	5	16	5	3	8	24
PUU	A#	2		2		11	11	13	11		11		2	2	13
	S#	1		1			1	1				1	1	1	
	A=		3	3			3	4		2	2	1	1	4	
	A/		2	2	2		2	4			2		2	2	
	S=				3		3	3		4	4		4	4	
	Total	3	5	8	5	11	16	24	11	6	17	3	4	7	24

		Count of SKILL	#SCORE	#SCORE%	NOSCORE	NOSCORE%	=SCORE	=SCORE%	EFF	
14	Tholse	GEN	15	6	40%	5	33%	4	27%	13%
5	KOEKELKOREN	PUU	8	4	50%	2	25%	2	25%	25%
7	Kvalen	PUU	12	4	33%	6	50%	2	17%	17%
9	Vandecaveye	GEN	13	4	31%	6	46%	3	23%	8%
1	Christiaens	GEN	5	3	60%	2	40%	0	0%	60%
9	Mijatovic	PUU	2	2	100%	0	0%	0	0%	100%
11	Nagy	PUU	2	2	100%	0	0%	0	0%	100%
4	COLSON	PUU	7	1	14%	5	71%	1	14%	0%
2	KRUYNER	PUU	1	0	0%	1	100%	0	0%	0%
3	DEVRIESE	GEN	1	0	0%	1	100%	0	0%	0%
7	COENEN	GEN	2	0	0%	1	50%	1	50%	-50%



2014-2015

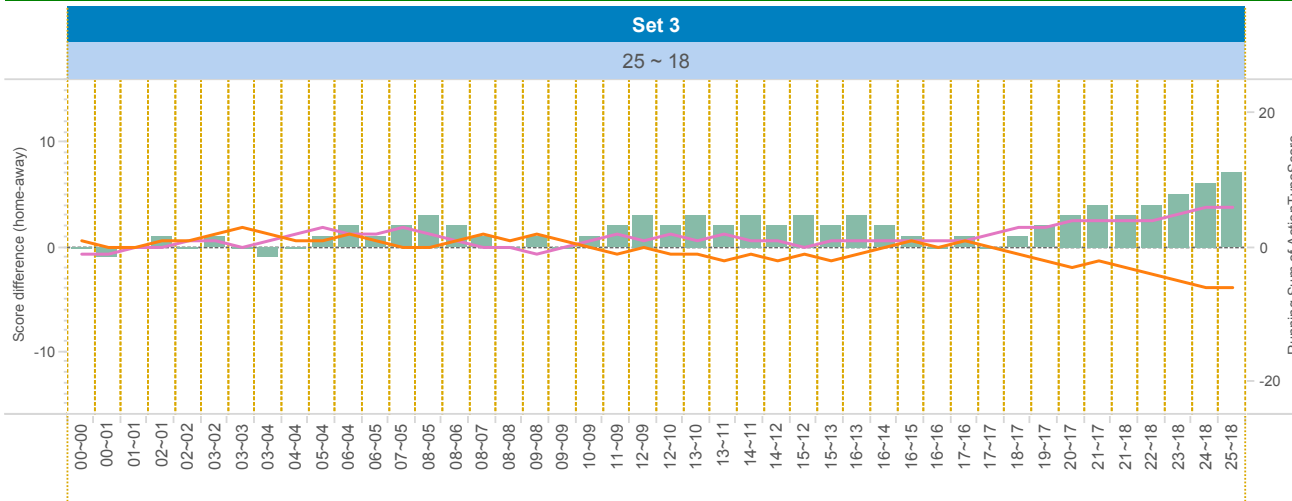
DATA

BelgiumVolleyStats.be
By Marnix Acar

© Trainerstuff.be
By Wouter Laroy

ZIV

(20141029) PUU ~ GEN (3 ~ 1)
Set analysis - Set 3



TEAM_NAME

- GEN
- PUU

UPPER LEFT:

+1: A# - B# - S# -1: A=, A/, B=, B/, S=, R=, D=, F=, S=

LOWER LEFT:

TOI = Team of Interest = Team analyzed OPP = Opponent
XXXServe = who served XXXSCORE = who got the point

LOWER RIGHT:

Attack sorted on #SCORE

		Set 3															
		TOIServe							OPPServe								
		TOIScore			OPPScore				Total	TOIScore			OPPScore				Total
TOI	Scorin..	TOI	OPP	Total	TOI	OPP	Total	TOI		OPP	Total	TOI	OPP	Total	Total		
GEN	A#	3		3		6	6	9	11		11		3	3	14		
	S#	1		1			1					3	3	3			
	A=				2	2	2				2	2	2	2			
	A/		1	1	1	1	2				4	4	4	4			
	S=				1	1	1		2	2				2			
	D=				3	3	3								3		
	Total		4	1	5	7	6	13	18	11	2	13	6	6	12	25	
PUU	A#	3		3		11	11	14	6		6		3	3	9		
	S#	3		3			3				1	1	1	1			
	A=		2	2			2	2		2	2			2			
	A/		4	4			4			1	1	1	1	2			
	S=				2	2	2			1	1			1			
	D=						3	3			3	3			3		
	Total		6	6	12	2	11	13	25	6	7	13	1	4	5	18	

Attacking skills

		Count of SKILL	#SCORE	#SCORE%	NOSCORE	NOSCORE%	=SCORE	=SCORE%	EFF
7 Kvalen	PUU	12	5	42%	7	58%	0	0%	42%
1 Christiaens	GEN	9	4	44%	3	33%	2	22%	22%
14 Tholse	GEN	10	4	40%	3	30%	3	30%	10%
11 DEGRUYTER	GEN	5	3	60%	2	40%	0	0%	60%
5 KOEKELKOREN	PUU	4	2	50%	2	50%	0	0%	50%
9 Vandecaveye	GEN	5	2	40%	3	60%	0	0%	40%
3 DEVRIESE	GEN	4	1	25%	1	25%	2	50%	-25%
4 COLSON	PUU	5	1	20%	3	60%	1	20%	0%
9 Mijatovic	PUU	1	1	100%	0	0%	0	0%	100%
4 De Paepe	GEN	1	0	0%	0	0%	1	100%	-100%
7 COENEN	GEN	1	0	0%	0	0%	1	100%	-100%



2014-2015

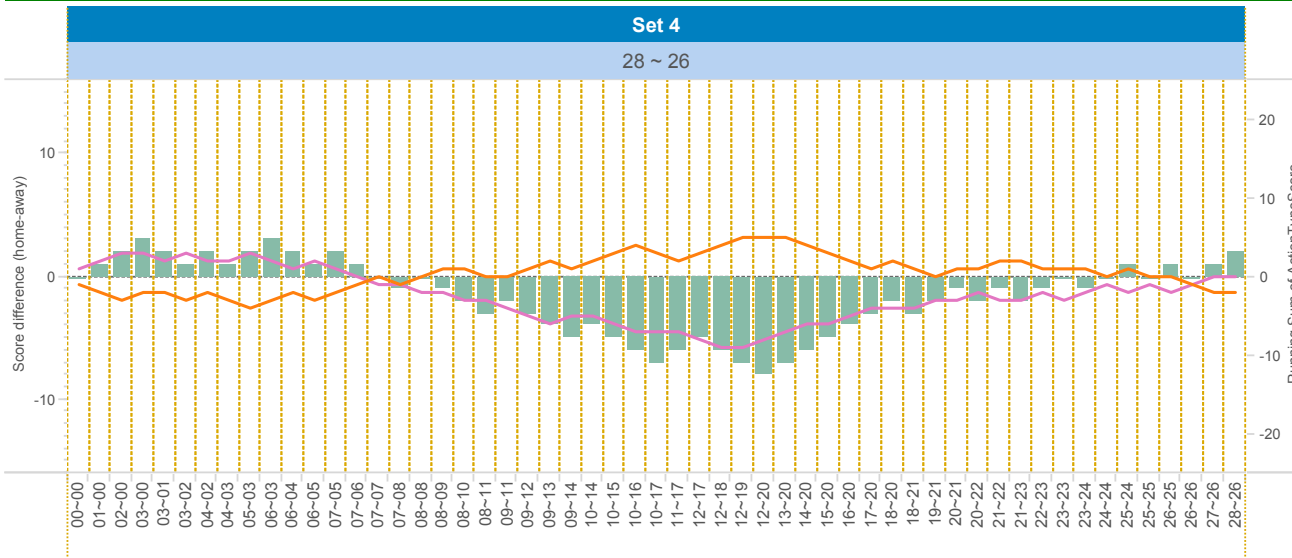
DATA

BelgiumVolleyStats.be
By Marnix Acar

© Trainerstuff.be
By Wouter Laroy

VIZ

(20141029) PUU ~ GEN (3 ~ 1)
Set analysis - Set 4



TEAM_NAME

GEN

PUU

UPPER LEFT:

+1: A# - B# - S# -1: A=, A/, B=, B/, S=, R=, D=, F=, S=

LOWER LEFT:

TOI = Team of Interest = Team analyzed OPP = Opponent
XXXServe = who served XXXSCORE = who got the point

LOWER RIGHT:

Attack sorted on #SCORE

Attacking skills

		Set 4												
		TOIServe						OPPServe						
		TOISCORE		OPPSCORE		Total	TOISCORE		OPPSCORE		Total	Total		
TOI	Scorin..	TOI	OPP	Total	TOI	OPP	Total	TOI	OPP	Total	TOI	OPP	Total	
GEN	A#	2		2		7	7	9		9		7	7	16
	S#	4		4				4				2	2	2
	A=		2	2	1		1	3		1		2	2	3
	A/		4	4	2		2	6		2		2	2	4
	S=				4		4	4		2				2
	E=				1		1	1						
	Total		6	6	12	8	7	15	27	9	5	14	4	9
PUU	A#	7		7		9	9	16		7		2	2	9
	S#	2		2				2				4	4	4
	A=		2	2	1		1	3		1		2	2	3
	A/		2	2	2		2	4		2		4	4	6
	S=				2		2	2		4				4
	E=									1		1		1
	Total		9	4	13	5	9	14	27	7	8	15	6	6

		Count of SKILL	#SCORE	#SCORE%	NOSCORE	NOSCORE%	=SCORE	=SCORE%	EFF	
7	Kvalen	PUU	19	8	42%	8	42%	3	16%	26%
9	Vandecaveye	GEN	13	5	38%	5	38%	3	23%	15%
4	COLSON	PUU	10	3	30%	4	40%	3	30%	0%
5	KOEKELKOREN	PUU	12	3	25%	7	58%	2	17%	8%
14	Tholse	GEN	13	3	23%	8	62%	2	15%	8%
11	DEGRUYTER	GEN	3	2	67%	1	33%	0	0%	67%
2	Vandecaveye	GEN	5	1	20%	3	60%	1	20%	0%
1	Christiaens	GEN	1	0	0%	0	0%	1	100%	####
3	DEVRIESE	GEN	3	0	0%	3	100%	0	0%	0%
11	Nagy	PUU	1	0	0%	0	0%	1	100%	####



2014-2015

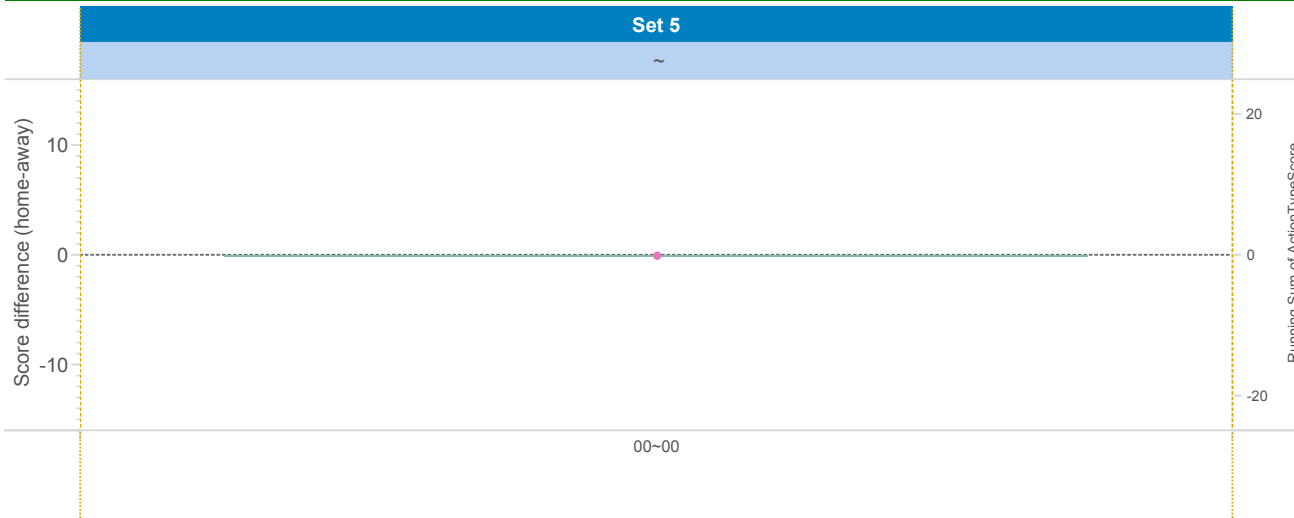
DATA

BelgiumVolleyStats.be
By Marnix Acar

© Trainerstuff.be
By Wouter Laroy

VIZ

(20141029) PUU ~ GEN (3 ~ 1)
Set analysis - Set 5



TEAM_NAME

PUU

UPPER LEFT:

+1: A# - B# - S# -1: A=, A/, B=, B/, S=, R=, D=, F=, S=

LOWER LEFT:

TOI = Team of Interest = Team analyzed OPP = Opponent
XXXServe = who served XXXSCORE = who got the point

LOWER RIGHT:

Attack sorted on #SCORE

Attacking skills



2014-2015

DATA

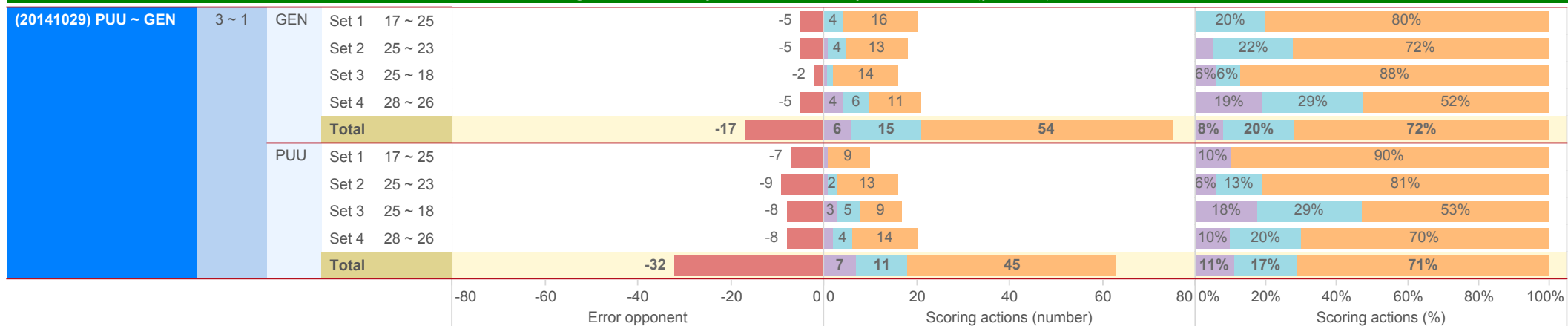
BelgiumVolleyStats.be
By Marnix Acar

© Trainerstuff.be
By Wouter Laroy

VIZ

(20141029) PUU ~ GEN (3 ~ 1)

Scoring Actions Analyzed: how were points made (per set)



S - Serve B - Block A - Attack



2014-2015

DATA

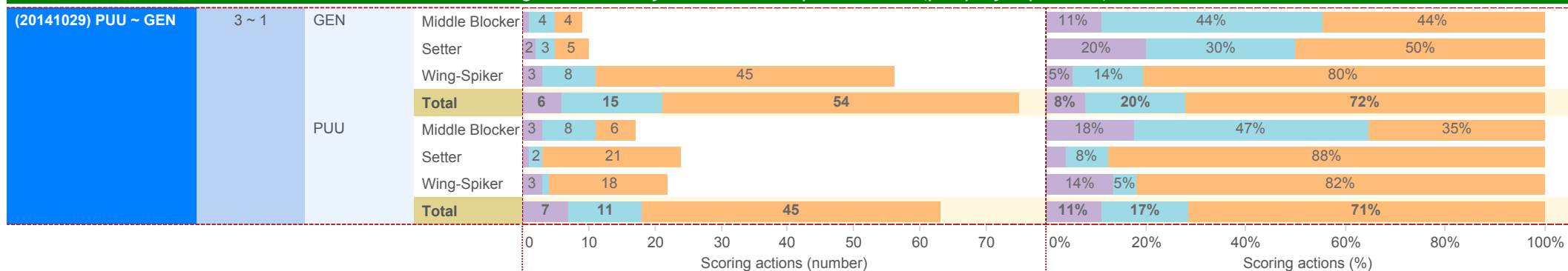
BelgiumVolleyStats.be
By Marnix Acar

© Trainerstuff.be
By Wouter Laroy

VIZ

(20141029) PUU ~ GEN (3 ~ 1)

Scoring Actions Analyzed: how were points made (per player position)



S - Serve B - Block A - Attack



2014-2015

DATA

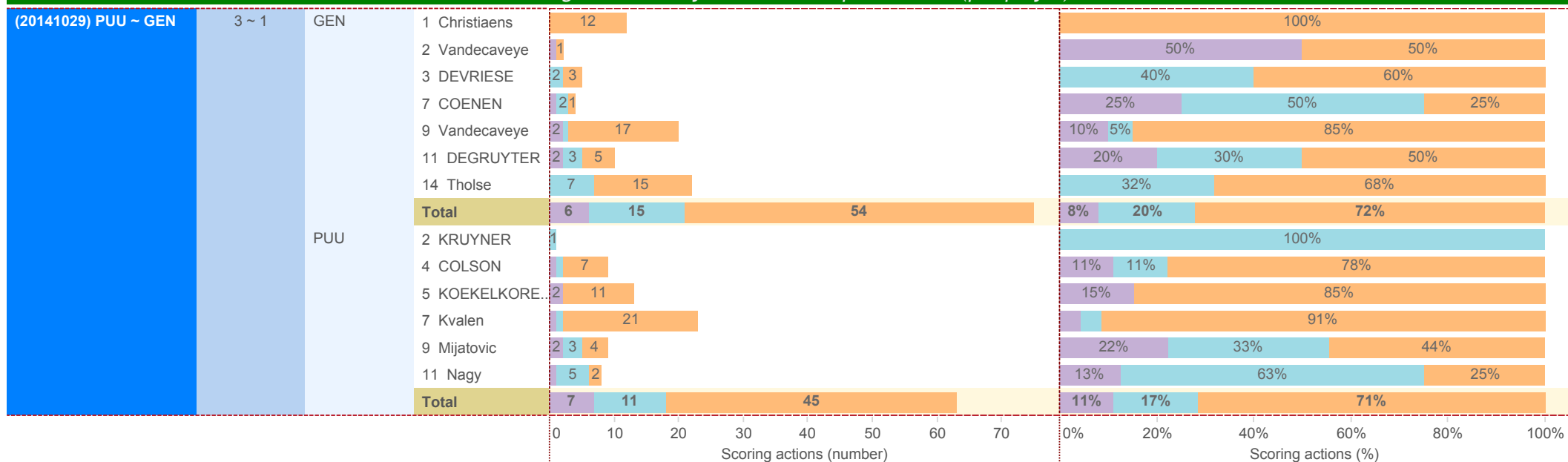
BelgiumVolleyStats.be
By Marnix Acar

© Trainerstuff.be
By Wouter Laroy

VIZ

(20141029) PUU ~ GEN (3 ~ 1)

Scoring Actions Analyzed: how were points made (per player)



S - Serve | B - Block | A - Attack



2014-2015

DATA

BelgiumVolleyStats.be
By Marnix Acar

© Trainerstuff.be
By Wouter Laroy

VIZ

(20141029) PUU ~ GEN (3 ~ 1)
Skills in detail (per player position): Attack/Block

Skill	Team	Position	Game 1						Game 2		Eff			
			Count	%	Count	%	Count	%	Count	%				
A - Attack	GEN	Middle Blocker	4 (27%)		1 (20%)		5 (33%)		3 (20%)		2 (13%)		15	-7%
		Setter	5 (63%)		1 ()		2 (25%)						8	63%
		Wing-Spiker	45 (41%)	10 (9%)	14 (7%)	21 (19%)	8 (7%)	11 (10%)	109	24%				
		Total	54 (41%)	10 (8%)	16 (8%)	28 (21%)	11 (8%)	13 (10%)	132	23%				
	PUU	Middle Blocker	6 (60%)		1 (20%)		2 (20%)		1 (10%)		10	30%		
		Setter	21 (40%)	13 (25%)	2 (8%)	10 (19%)	4 (8%)	3 (6%)	53	26%				
		Wing-Spiker	18 (32%)	4 (7%)	6 (16%)	17 (30%)	9 (16%)	2 (4%)	56	13%				
		Total	45 (38%)	17 (14%)	9 (13%)	27 (23%)	15 (13%)	6 (5%)	119	20%				
B - Block	GEN	Middle Blocker	4 (40%)						6 (60%)		10	-20%		
		Setter	3 (60%)					2 (40%)		5	20%			
		Wing-Spiker	8 (62%)			2 (15%)		3 (23%)	13	38%				
		Total	15 (54%)			2 (7%)		11 (39%)	28	14%				
	PUU	Middle Blocker	8 (44%)					10 (56%)	18	-11%				
		Setter	2 (40%)					3 (60%)	5	-20%				
		Wing-Spiker	1 (17%)					5 (83%)	6	-67%				
		Total	11 (38%)					18 (62%)	29	-24%				

■ GAME LOST ■ GAME WON



2014-2015

DATA

BelgiumVolleyStats.be
By Marnix Acar

© Trainerstuff.be
By Wouter Laroy

VIZ

(20141029) PUU ~ GEN (3 ~ 1)

Skills in detail (per player position): Serve/Reception

Skill	Team	Position	Game 1					Game 2					Total	Eff
			#	+	!	-	/	=	#	+	!	-		
S - Serve	GEN	Middle Blocker	1 (3%)	12 (39%)	10 ()	6 (19%)		2 (6%)					31	-3%
		Setter	2 (10%)	4 (20%)	6 ()	6 (30%)		2 (10%)					20	0%
		Wing-Spiker	3 (7%)	11 (26%)	12 (2%)	4 (10%)	1 (2%)	11 (26%)					42	-19%
		Total	6 (6%)	27 (29%)	28 (1%)	16 (17%)	1 (1%)	15 (16%)					93	-10%
	PUU	Middle Blocker	3 (11%)	9 (32%)	6 ()	6 (21%)		4 (14%)					28	-4%
		Setter	1 (3%)	10 (27%)	13 (3%)	10 (27%)	1 (3%)	2 (5%)					37	-3%
Wing-Spiker		3 (10%)	13 (45%)	6 ()	3 (10%)		4 (14%)					29	-3%	
Total	7 (7%)	32 (34%)	25 (1%)	19 (20%)	1 (1%)	10 (11%)					94	-3%		
R - Reception	GEN	Libero	8 (50%)	5 (31%)		2 (13%)	1 (6%)						16	0%
		Wing-Spiker	11 (17%)	20 (31%)		30 (46%)		4 (6%)					65	-6%
		Total	19 (23%)	25 (31%)		32 (40%)	1 (1%)	4 (5%)					81	-5%
	PUU	Libero	5 (26%)	6 (32%)		7 (37%)		1 (5%)					19	-5%
		Middle Blocker		1 (100%)									1	0%
		Wing-Spiker	12 (22%)	20 (36%)		20 (36%)	1 (2%)	2 (4%)					55	-4%
Total	17 (23%)	27 (36%)		27 (36%)	1 (1%)	3 (4%)					75	-4%		



2014-2015

DATA

BelgiumVolleyStats.be
By Marnix Acar

© Trainerstuff.be
By Wouter Laroy

VIZ

(20141029) PUU ~ GEN (3 ~ 1)
Skills in detail (per player): Attack

A - Attack	GEN	Attack Skills							Count of SKILL	EFF
		#	+	!	-	/	=			
	1 Christiaens	12 (57%)		2 (5%)	4 (19%)	1 (5%)	2 (10%)	21	43%	
	2 Vandecaveye	1 (20%)	1 (20%)	1 ()	1 (20%)	1 (20%)	1 (20%)	5	0%	
	3 DEVRIESE	3 (30%)		1 (20%)	4 (40%)	2 (20%)		10	10%	
	4 De Paepe						1 (100%)	1	-100%	
	7 COENEN	1 (25%)			1 (25%)	1 (25%)	1 (25%)	4	-25%	
	9 Vandecaveye	17 (46%)	2 (5%)	5 (8%)	7 (19%)	3 (8%)	3 (8%)	37	30%	
	11 DEGRUYTER	5 (63%)		1 ()	2 (25%)			8	63%	
	14 Tholse	15 (33%)	7 (15%)	6 (9%)	9 (20%)	4 (9%)	5 (11%)	46	13%	
	Total	54 (41%)	10 (8%)	16 (8%)	28 (21%)	11 (8%)	13 (10%)	132	23%	
	PUU									
	2 KRUYNER		1 (50%)		1 (50%)			2	0%	
	4 COLSON	7 (24%)		3 (21%)	12 (41%)	6 (21%)	1 (3%)	29	0%	
	5 KOEKELKOREN	11 (41%)	4 (15%)	3 (11%)	5 (19%)	3 (11%)	1 (4%)	27	26%	
	7 Kvalen	21 (41%)	12 (24%)	2 (8%)	9 (18%)	4 (8%)	3 (6%)	51	27%	
	9 Mijatovic	4 (100%)						4	100%	
	11 Nagy	2 (33%)		1 (33%)		2 (33%)	1 (17%)	6	-17%	
	Total	45 (38%)	17 (14%)	9 (13%)	27 (23%)	15 (13%)	6 (5%)	119	20%	
		#	+	!	-	/	=	Count of SKILL	EFF	



2014-2015

DATA

BelgiumVolleyStats.be
By Marnix Acar

© Trainerstuff.be
By Wouter Laroy

VIZ

(20141029) PUU ~ GEN (3 ~ 1)
Skills in detail (per player): Block

B - Block	GEN	Player	Skill					Count of SKILL	EFF	
			#	+	!	-	/			
	GEN	1 Christiaens				1 (33%)		2 (67%)	3	-67%
		3 DEVRIESE	2 (40%)				3 (60%)	5		-20%
		7 COENEN	2 (40%)				3 (60%)	5		-20%
		9 Vandecaveye	1 (33%)			1 (33%)	1 (33%)	3		0%
		11 DEGRUYTER	3 (60%)				2 (40%)	5		20%
		14 Tholse	7 (100%)					7		100%
		Total	15 (54%)			2 (7%)		11 (39%)	28	14%
	PUU	2 KRUYNER	1 (50%)				1 (50%)	2		0%
		4 COLSON	1 (25%)				3 (75%)	4		-50%
		5 KOEKELKOREN					2 (100%)	2		-100%
		7 Kvalen	1 (33%)				2 (67%)	3		-33%
		9 Mijatovic	3 (30%)				7 (70%)	10		-40%
		11 Nagy	5 (63%)				3 (38%)	8		25%
		Total	11 (38%)				18 (62%)	29		-24%
			#	+	!	-	/	=	Count of SKILL	EFF



2014-2015

DATA

BelgiumVolleyStats.be
By Marnix Acar

© Trainerstuff.be
By Wouter Laroy

VIZ

(20141029) PUU ~ GEN (3 ~ 1)

Skills in detail (per player): Serve

S - Serve	GEN	(20141029) PUU ~ GEN (3 ~ 1)								Count of SKILL	EFF
		#	+	!	-	/	=	Count of SKILL	EFF		
		1 Christiaens		2 (20%)	4 ()	2 (20%)		2 (20%)	10	-20%	
		2 Vandecaveye	1 (17%)	3 (50%)	1 ()		1 (17%)	6	0%		
		3 DEVRIESE		6 (55%)	4 ()	1 (9%)		11	0%		
		7 COENEN	1 (5%)	6 (30%)	6 ()	5 (25%)	2 (10%)	20	-5%		
		8 Engelschenschilt					1 (100%)	1	-100%		
		9 Vandecaveye	2 (13%)	5 (31%)	4 (6%)	1 (6%)	1 (6%)	3 (19%)	16	-6%	
		11 DEGRUYTER	2 (11%)	4 (21%)	6 ()	6 (32%)	1 (5%)	19	5%		
		14 Tholse		1 (10%)	3 ()	1 (10%)	5 (50%)	10	-50%		
		Total	6 (6%)	27 (29%)	28 (1%)	16 (17%)	1 (1%)	15 (16%)	93	-10%	
	PUU	1 Stoev		2 (50%)	1 ()		1 (25%)	4	-25%		
		2 KRUYNER		4 (19%)	8 (5%)	8 (38%)	1 (5%)	21	0%		
		4 COLSON	1 (9%)	6 (55%)	1 ()	1 (9%)	2 (18%)	11	-9%		
		5 KOEKELKOREN	2 (14%)	5 (36%)	4 ()	2 (14%)	1 (7%)	14	7%		
		7 Kvalen	1 (6%)	6 (38%)	5 ()	2 (13%)	2 (13%)	16	-6%		
		9 Mijatovic	2 (11%)	8 (42%)	6 ()	1 (5%)	2 (11%)	19	0%		
		11 Nagy	1 (11%)	1 (11%)		5 (56%)	2 (22%)	9	-11%		
		Total	7 (7%)	32 (34%)	25 (1%)	19 (20%)	1 (1%)	10 (11%)	94	-3%	
			#	+	!	-	/	=	Count of SKILL	EFF	



2014-2015

DATA

BelgiumVolleyStats.be
By Marnix Acar

© Trainerstuff.be
By Wouter Laroy

VIZ

(20141029) PUU ~ GEN (3 ~ 1)
Skills in detail (per player): Reception

R - Reception	GEN	Skills in detail (per player): Reception									
		#	+	!	-	/	=	Count of SKILL	EFF		
R - Reception	GEN	1 Christiaens	2 (10%)	6 (30%)			11 (55%)		1 (5%)	20	-5%
		2 Vandecaveye	2 (25%)	2 (25%)			3 (38%)		1 (13%)	8	-13%
		9 Vandecaveye	7 (19%)	12 (32%)			16 (43%)		2 (5%)	37	-5%
		18 Nagels	8 (50%)	5 (31%)			2 (13%)	1 (6%)		16	0%
		Total	19 (23%)	25 (31%)			32 (40%)	1 (1%)	4 (5%)	81	-5%
	PUU	4 COLSON	5 (16%)	11 (35%)			13 (42%)	1 (3%)	1 (3%)	31	-3%
		5 KOEKELKOREN	7 (29%)	9 (38%)			7 (29%)		1 (4%)	24	-4%
		10 DE BONT	5 (26%)	6 (32%)			7 (37%)		1 (5%)	19	-5%
		11 Nagy		1 (100%)						1	0%
		Total	17 (23%)	27 (36%)			27 (36%)	1 (1%)	3 (4%)	75	-4%
		#	+	!	-	/	=	Count of SKILL	EFF		