



2014-2015

DATA

BelgiumVolleyStats.be
By Marnix Acar

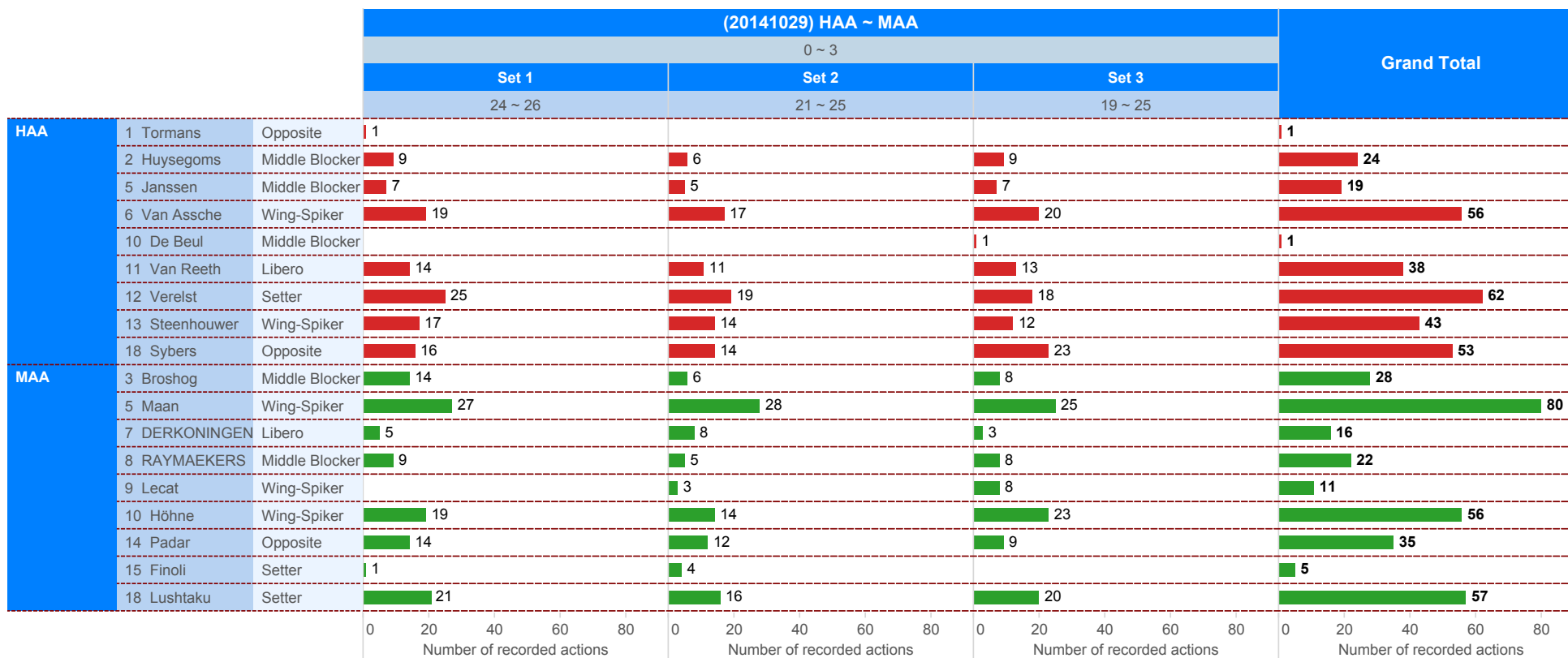
© **Trainerstuff.be**
By Wouter Laroy

VIZ

Scouting data provided by: Marnix Acar - www.BelgiumVolleyStats.be

Data processing and vizualization: Wouter Laroy - www.trainerstuff.be

Questions/Remarks/Suggestions: info@belgiumvolleystats.be - woutertrainerstuff@gmail.com



■ SET LOST ■ SET WON



2014-2015

DATA

BelgiumVolleyStats.be
By Marnix Acar

© Trainerstuff.be
By Wouter Laroy

VIZ

(20141029) HAA ~ MAA (0 ~ 3)
Game analysis

TOI	ScoringActi..	TOIServe						OPPServe							
		TOISCORE			OPPSCORE			TOISCORE			OPPSCORE				
		TOI	OPP	Total	TOI	OPP	Total	TOI	OPP	Total	TOI	OPP	Total		
HAA	A#	4		4		33	33	37	31		31		12	12	43
	S#	2		2				2				9		9	
	A=		6	6	2		2	8			2		2	2	
	A/		6	6	1		1	7			5		5	5	
	S=				11		11	11			14		14	14	
	E=									1	1	1	1	1	2
	Total		6	12	18	14	33	47	65	31	15	46	8	21	29
MAA	A#	12		12		31	31	43	33		33		4	4	37
	S#	9		9				9				2		2	
	A=		2	2			2	2		2		6		6	8
	A/		5	5			5	5		1	1	6		6	7
	S=				14		14	14		11	11				11
	E=		1	1	1		1	2							
	Total		21	8	29	15	31	46	75	33	14	47	12	6	18

Attack

		Count of SKILL	#SCORE%	=SCORE%	EFF
3 Broshog	MAA	8	88%	0%	88%
8 RAYMAEKERS	MAA	4	75%	25%	50%
5 Maan	MAA	27	70%	0%	70%
6 Van Assche	HAA	16	69%	0%	69%
2 Huysegoms	HAA	5	60%	20%	40%
9 Lecat	MAA	5	60%	20%	40%
18 Lushtaku	MAA	2	50%	50%	0%
14 Padar	MAA	14	43%	36%	7%
18 Sybers	HAA	39	41%	15%	26%
13 Steenhouwer	HAA	13	38%	8%	31%
10 Höhne	MAA	17	35%	24%	12%
5 Janssen	HAA	2	0%	100%	-100%

Block

		Count of SKILL	#
2 Huysegoms	HAA	9	4
3 Broshog	MAA	9	2
5 Maan	MAA	5	2
13 Steenhouwer	HAA	5	2
8 RAYMAEKERS	MAA	6	1
14 Padar	MAA	7	1
5 Janssen	HAA	3	
6 Van Assche	HAA	2	
9 Lecat	MAA	1	
10 Höhne	MAA	4	
12 Verelst	HAA	5	
18 Lushtaku	MAA	3	
18 Sybers	HAA	1	

Serve

		Count of SKILL	#%	=%
10 Höhne	MAA	19	26%	5%
14 Padar	MAA	10	20%	60%
12 Verelst	HAA	7	14%	14%
18 Sybers	HAA	10	10%	30%
8 RAYMAEKERS	MAA	12	8%	17%
5 Maan	MAA	14	7%	14%
1 Tormans	HAA	1		
2 Huysegoms	HAA	9		33%
3 Broshog	MAA	10		10%
5 Janssen	HAA	14		21%
6 Van Assche	HAA	16		6%
9 Lecat	MAA	2		50%
10 De Beul	HAA	1		
13 Steenhouwer	HAA	7		
18 Lushtaku	MAA	8		13%

Reception

		Count of SKILL	#%	+%	=%
10 Höhne	MAA	14	43%	7%	7%
7 DERKONINGEN	MAA	11	36%	36%	
6 Van Assche	HAA	19	26%	16%	21%
11 Van Reeth	HAA	28	25%	32%	14%
13 Steenhouwer	HAA	14	21%	43%	7%
5 Maan	MAA	29	17%	41%	3%

UPPER:

TOI = Team of Interest = Team analyzed OPP = Opponent
 XXXServe = who served XXXSCORE = who got the point



2014-2015

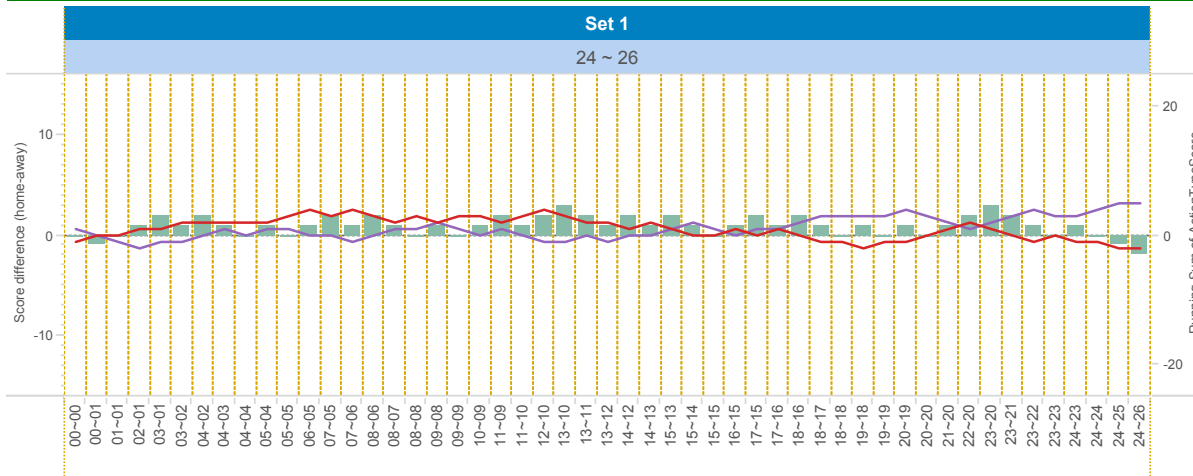
DATA

BelgiumVolleyStats.be
By Marnix Acar

© Trainerstuff.be
By Wouter Laroy

VIZ

(20141029) HAA ~ MAA (0 ~ 3)
Set analysis - Set 1



TEAM_NAME

- HAA
- MAA

UPPER LEFT:

+1: A# - B# - S# -1: A=, A/, B=, B/, S=, R=, D=, F=, S=

LOWER LEFT:

TOI = Team of Interest = Team analyzed OPP = Opponent
XXXServe = who served XXXSCORE = who got the point

LOWER RIGHT:

Attack sorted on #SCORE

Attacking skills

		Set 1													
		TOIServe						OPPServe							
		TOISCORE			OPPSCORE			Total	TOISCORE			OPPSCORE			Total
TOI	Scorin..	TOI	OPP	Total	TOI	OPP	Total		TOI	OPP	Total	TOI	OPP	Total	
HAA	A#	1		1		11	11	12	12		12		3	3	15
	S#	1		1				1					5	5	5
	A=		2	2		1	1	3							
	A/		4	4		1	1	5				2		2	2
	S=					3	3	3		3	3				3
	E=									1	1				
	Total	2	6	8	5	11	16	24	12	4	16	2	8	10	26
MAA	A#	3		3		12	12	15	11		11		1	1	12
	S#	5		5				5					1	1	1
	A=								1	1		2		2	3
	A/		2	2				2	1	1		4		4	5
	S=					3	3	3		3	3				3
	E=					1	1	1							
	Total	8	2	10	4	12	16	26	11	5	16	6	2	8	24

		Count of SKILL	#SCORE	#SCORE%	NOSCORE	NOSCORE%	=SCORE	=SCORE%	EFF	
6	Van Assche	HAA	8	6	75%	2	25%	0	0%	75%
3	Broshog	MAA	5	5	100%	0	0%	0	0%	100%
13	Steenhouwer	HAA	6	4	67%	2	33%	0	0%	67%
5	Maan	MAA	6	3	50%	3	50%	0	0%	50%
10	Höhne	MAA	6	3	50%	1	17%	2	33%	17%
18	Sybers	HAA	12	3	25%	6	50%	3	25%	0%
14	Padar	MAA	4	2	50%	0	0%	2	50%	0%
8	RAYMAEKERS	MAA	2	1	50%	0	0%	1	50%	0%
2	Huysegoms	HAA	1	0	0%	1	100%	0	0%	0%
5	Janssen	HAA	1	0	0%	0	0%	1	100%	-100%
18	Lushtaku	MAA	1	0	0%	0	0%	1	100%	-100%



2014-2015

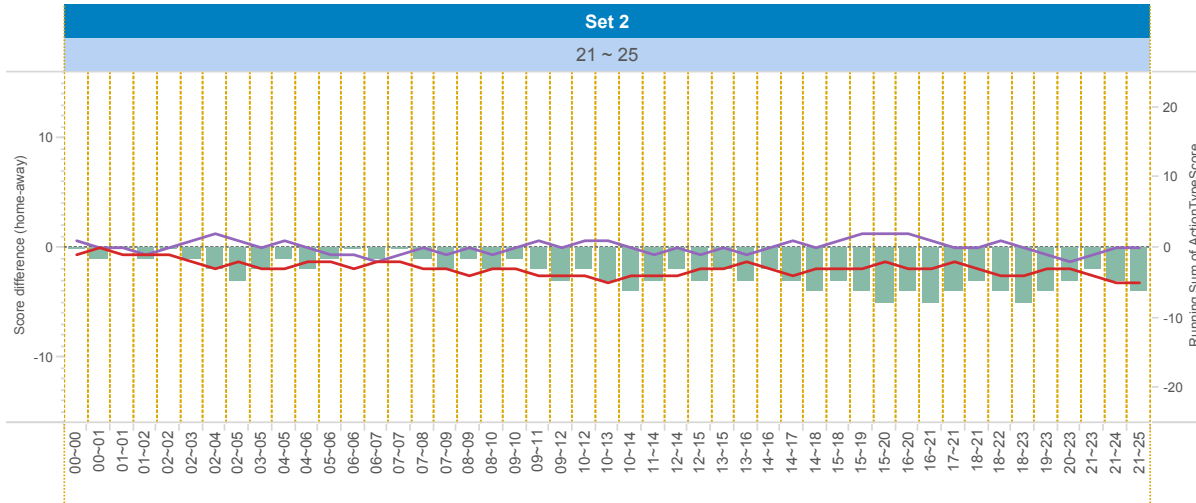
DATA

BelgiumVolleyStats.be
By Marnix Acar

© Trainerstuff.be
By Wouter Laroy

VIZ

(20141029) HAA ~ MAA (0 - 3)
Set analysis - Set 2



TEAM_NAME

- HAA
- MAA

UPPER LEFT:

+1: A# - B# - S# -1: A=, A/, B=, B/, S=, R=, D=, F=, S=

LOWER LEFT:

TOI = Team of Interest = Team analyzed OPP = Opponent
XXXServe = who served XXXSCORE = who got the point

LOWER RIGHT:

Attack sorted on #SCORE

Attacking skills

		Set 2													
		TOIServe						OPPServe							
		TOISCORE			OPPSCORE			Total	TOISCORE			OPPSCORE			Total
TOI	Scorin..	TOI	OPP	Total	TOI	OPP	Total	TOI	OPP	Total	TOI	OPP	Total	Total	
HAA	A#				12			12	10			3			13
	S#	1		1				1				2			2
	A=		4	4				4				1			1
	A/		1	1				1				3			3
	S=				4			4	5			5			5
	Total		1	5	6	4	12	16	22	10	5	15	4	5	9
MAA	A#	3		3	10			10	12						12
	S#	2		2				2				1			1
	A=		1	1				1				4			4
	A/		3	3				3				1			1
	S=				5			5	4			4			4
	Total		5	4	9	5	10	15	24	12	4	16	5	1	6

		Count of SKILL	#SCORE	#SCORE%	NOSCORE	NOSCORE%	=SCORE	=SCORE%	EFF	
5	Maan	MAA	9	8	89%	1	11%	0	0%	89%
18	Sybers	HAA	9	5	56%	2	22%	2	22%	33%
14	Padar	MAA	7	4	57%	0	0%	3	43%	14%
2	Huysegoms	HAA	3	2	67%	0	0%	1	33%	33%
6	Van Assche	HAA	3	2	67%	1	33%	0	0%	67%
8	RAYMAEKERS	MAA	1	1	100%	0	0%	0	0%	100%
9	Lecat	MAA	3	1	33%	1	33%	1	33%	0%
10	Höhne	MAA	2	1	50%	0	0%	1	50%	0%
13	Steenhouwer	HAA	3	1	33%	1	33%	1	33%	0%



2014-2015

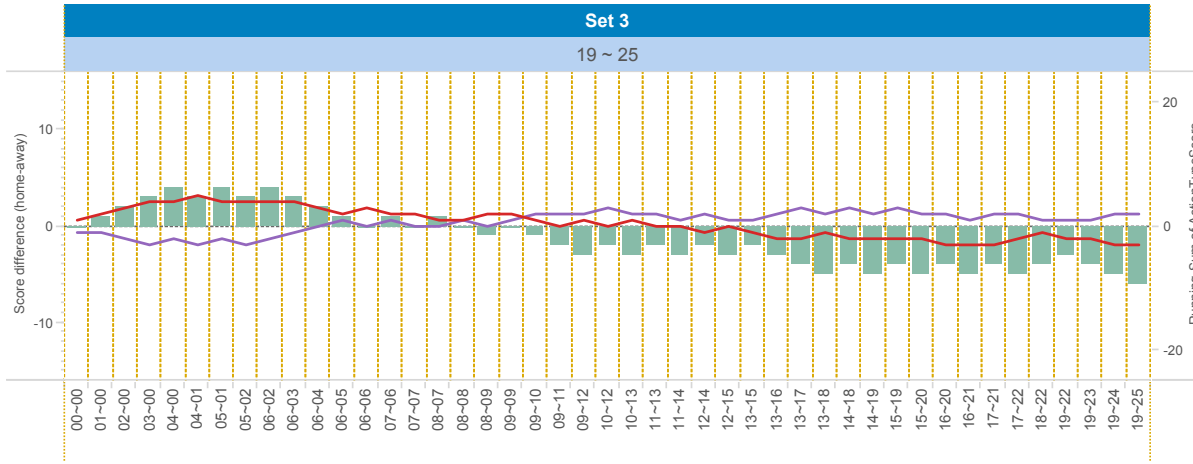
DATA

BelgiumVolleyStats.be
By Marnix Acar

© Trainerstuff.be
By Wouter Laroy

VIZ

(20141029) HAA ~ MAA (0 ~ 3)
Set analysis - Set 3



TEAM_NAME

- HAA
- MAA

UPPER LEFT:

+1: A# - B# - S# -1: A=, A/, B=, B/, S=, R=, D=, F=, S=

LOWER LEFT:

TOI = Team of Interest = Team analyzed OPP = Opponent
XXXServe = who served XXXSCORE = who got the point

LOWER RIGHT:

Attack sorted on #SCORE

		Set 3													
		TOIServe						OPPServe							
		TOIScore			OPPscore			Total	TOIScore			OPPscore			Total
TOI	Scorin..	TOI	OPP	Total	TOI	OPP	Total	TOI	OPP	Total	TOI	OPP	Total	Total	
HAA	A#	3		3		10	10	13	9		9		6	6	15
	S#												2	2	2
	A=				1		1	1				1		1	1
	A/		1	1											
	S=				4		4	4		6	6				6
	E=											1		1	1
	Total		3	1	4	5	10	15	19	9	6	15	2	8	10
MAA	A#	6		6		9	9	15	10		10		3	3	13
	S#	2		2				2							2
	A=		1	1				1		1					1
	A/										1		1		1
	S=				6		6	6		4	4				4
	E=		1	1				1							1
	Total		8	2	10	6	9	15	25	10	5	15	1	3	4

Attacking skills

		Count of SKILL	#SCORE	#SCORE%	NOSCORE	NOSCORE%	=SCORE	=SCORE%	EFF
5 Maan	MAA	12	8	67%	4	33%	0	0%	67%
18 Sybers	HAA	18	8	44%	9	50%	1	6%	39%
6 Van Assche	HAA	5	3	60%	2	40%	0	0%	60%
3 Broshog	MAA	3	2	67%	1	33%	0	0%	67%
9 Lecat	MAA	2	2	100%	0	0%	0	0%	100%
10 Höhne	MAA	9	2	22%	6	67%	1	11%	11%
2 Huysegoms	HAA	1	1	100%	0	0%	0	0%	100%
8 RAYMAEKERS	MAA	1	1	100%	0	0%	0	0%	100%
18 Lushtaku	MAA	1	1	100%	0	0%	0	0%	100%
5 Janssen	HAA	1	0	0%	0	0%	1	100%	-100%
13 Steenhouwer	HAA	4	0	0%	4	100%	0	0%	0%
14 Padar	MAA	3	0	0%	3	100%	0	0%	0%



2014-2015

DATA

BelgiumVolleyStats.be
By Marnix Acar

© Trainerstuff.be
By Wouter Laroy

VIZ

(20141029) HAA ~ MAA (0 ~ 3)
Set analysis - Set 4

TEAM_NAME

■ HAA

UPPER LEFT:

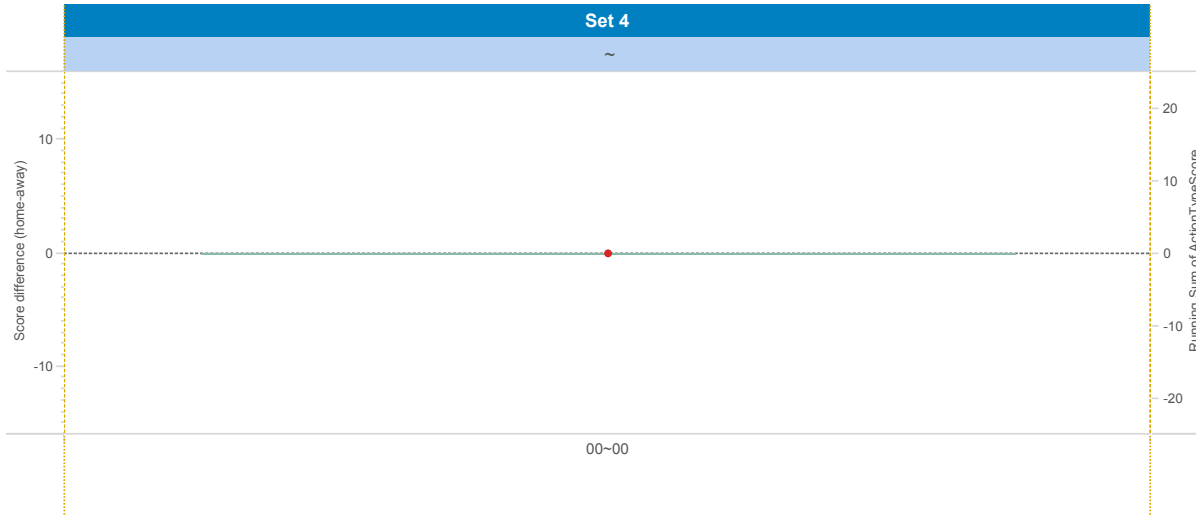
+1: A# - B# - S# -1: A=, A/, B=, B/, S=, R=, D=, F=, S=

LOWER LEFT:

TOI = Team of Interest = Team analyzed OPP = Opponent
XXXServe = who served XXXSCORE = who got the point

LOWER RIGHT:

Attack sorted on #SCORE



Attacking skills



2014-2015

DATA

BelgiumVolleyStats.be
By Marnix Acar

© **Trainerstuff.be**
By Wouter Laroy

VIZ

(20141029) HAA ~ MAA (All)
Set analysis - Set 5

TEAM_NAME

UPPER LEFT:

+1: A# - B# - S# **-1:** A=, A/, B=, B/, S=, R=, D=, F=, S=

LOWER LEFT:

TOI = Team of Interest = Team analyzed **OPP** = Opponent
XXXServe = who served **XXXSCORE** = who got the point

LOWER RIGHT:

Attack sorted on #SCORE

Attacking skills



2014-2015

DATA


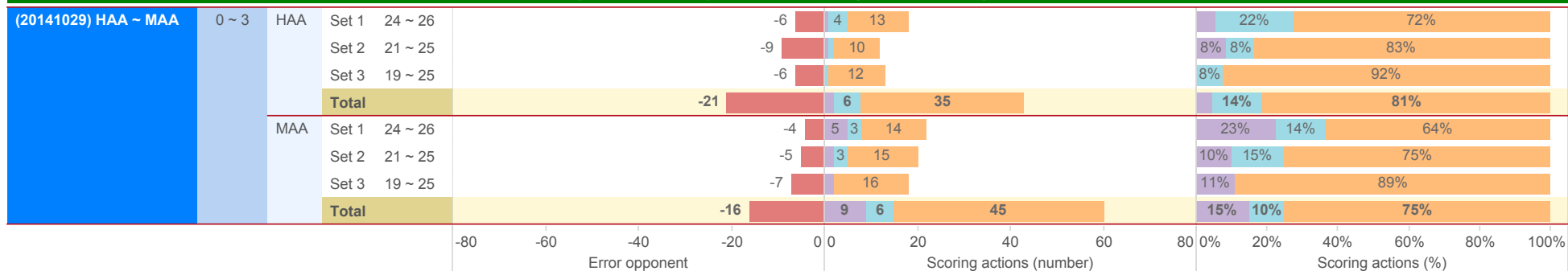
BelgiumVolleyStats.be
By Marnix Acar

© **Trainerstuff.be**
By Wouter Laroy

VIZ

(20141029) HAA ~ MAA (0 ~ 3)

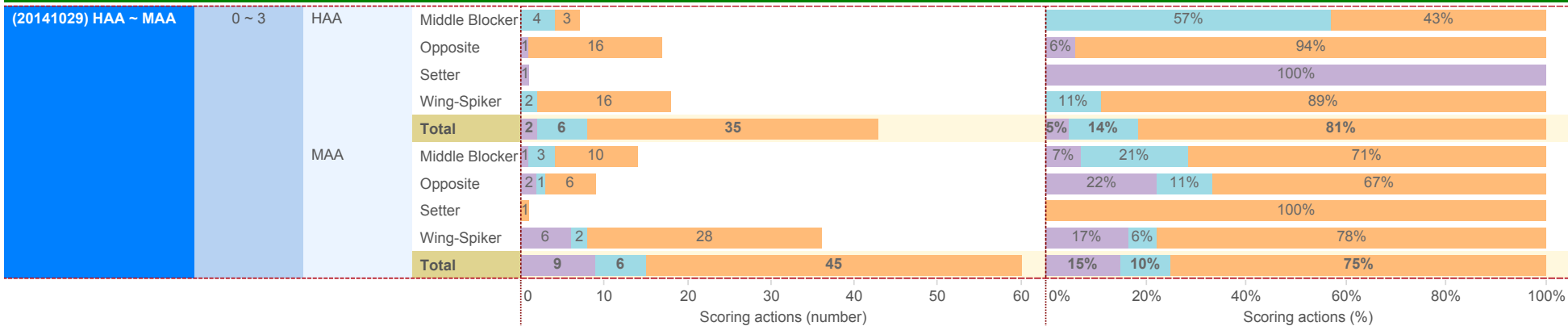
Scoring Actions Analyzed: how were points made (per set)





2014-2015

(20141029) HAA ~ MAA (0 ~ 3)
 Scoring Actions Analyzed: how were points made (per player position)

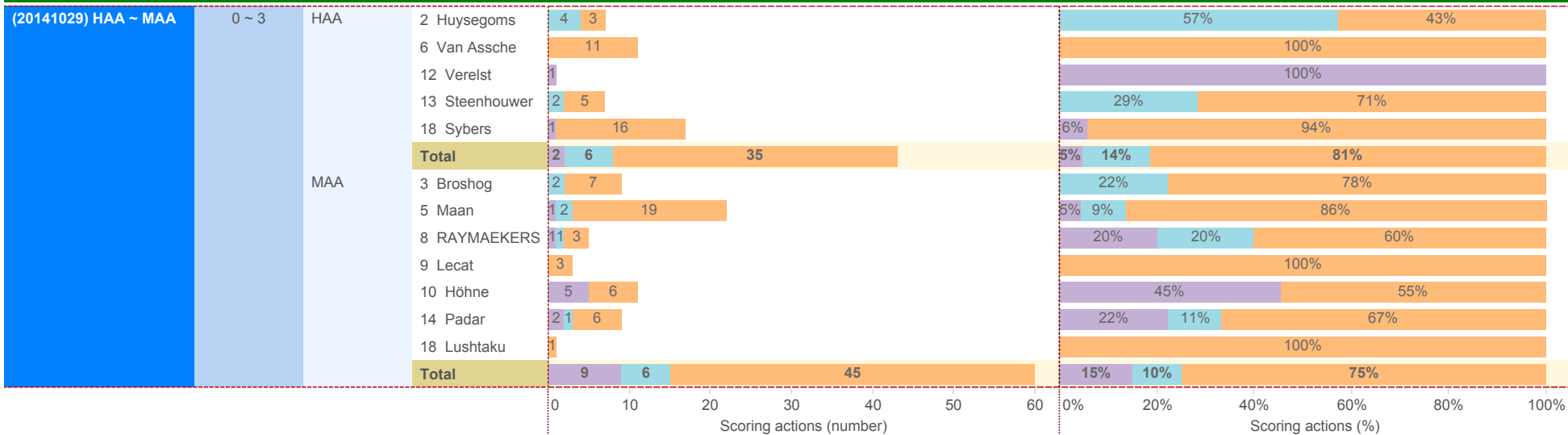


S - Serve B - Block A - Attack



2014-2015

(20141029) HAA ~ MAA (0 ~ 3)
 Scoring Actions Analyzed: how were points made (per player)



S - Serve B - Block A - Attack



2014-2015

DATA

BelgiumVolleyStats.be
By Marnix Acar

© Trainerstuff.be
By Wouter Laroy

VIZ

(20141029) HAA ~ MAA (0 ~ 3)
Skills in detail (per player position): Attack/Block

Block	Position	Game Lost	Game Won	Game Lost	Game Won	Game Lost	Game Won	Game Lost	Game Won	Game Lost	Game Won	Count of SKILL	EFF
A - Attack	HAA	Middle Blocker	3 (43%)				1 (14%)	1 (14%)	2 (29%)	7		0%	
		Opposite	16 (41%)	4 (10%)	4 (10%)	9 (23%)	4 (10%)	2 (5%)	39		26%		
		Wing-Spiker	16 (55%)	2 (7%)	3 (3%)	7 (24%)	1 (3%)	29		52%			
		Total	35 (47%)	6 (8%)	7 (8%)	17 (23%)	6 (8%)	4 (5%)	75		33%		
	MAA	Middle Blocker	10 (83%)	1 (8%)			1 (8%)		12		75%		
		Opposite	6 (43%)	1 (7%)		2 (14%)	1 (7%)	4 (29%)	14		7%		
		Setter	1 (50%)				1 (50%)		2		0%		
		Wing-Spiker	28 (57%)	4 (8%)	2 (6%)	10 (20%)	3 (6%)	2 (4%)	49		47%		
		Total	45 (58%)	6 (8%)	2 (8%)	12 (16%)	6 (8%)	6 (8%)	77		43%		
	B - Block	HAA	Middle Blocker	4 (33%)	3 (25%)				5 (42%)	12		-8%	
Opposite								1 (100%)	1		-100%		
Setter				1 (20%)	1 (100%)		3 (60%)	5		-60%			
Wing-Spiker			2 (29%)	1 (14%)	1 (100%)		3 (43%)	7		-14%			
Total			6 (24%)	5 (20%)	2 (8%)		12 (48%)	25		-24%			
MAA		Middle Blocker	3 (20%)	1 (7%)	4 (100%)			7 (47%)	15		-27%		
		Opposite	1 (14%)		1 (100%)	1 (14%)		4 (57%)	7		-43%		
		Setter		2 (67%)				1 (33%)	3		-33%		
		Wing-Spiker	2 (20%)	1 (10%)	2 (100%)	1 (10%)		4 (40%)	10		-20%		
		Total	6 (17%)	4 (11%)	7 (19%)	2 (6%)		16 (46%)	35		-29%		
		0 20 40 60	0 5 10	0 5 10	0 10 20 30	0 5 10	0 10 20 30	0 50					
		#	+	!	-	/	=	Count of SKILL					-100% 0% 100% EFF

GAME LOST GAME WON



2014-2015

DATA

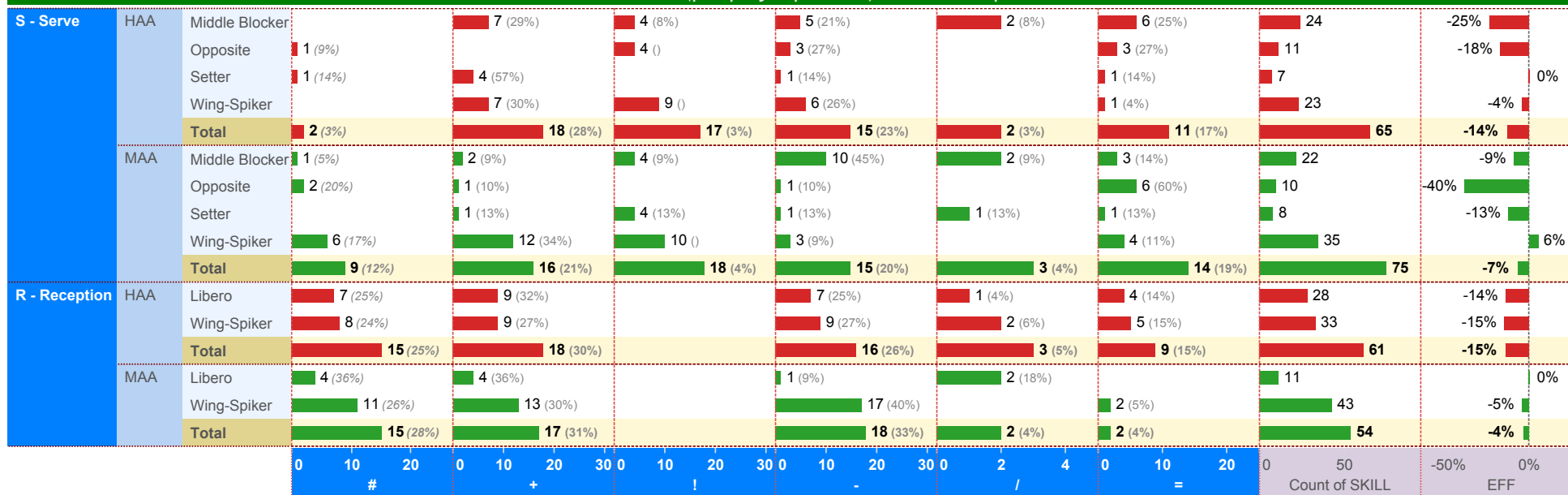
BelgiumVolleyStats.be
By Marnix Acar

© Trainerstuff.be
By Wouter Laroy

VIZ

(20141029) HAA ~ MAA (0 ~ 3)

Skills in detail (per player position): Serve/Reception



■ GAME LOST ■ GAME WON



2014-2015

DATA

BelgiumVolleyStats.be
By Marnix Acar

© Trainerstuff.be
By Wouter Laroy

VIZ

(20141029) HAA ~ MAA (0 ~ 3)

Skills in detail (per player): Attack

A - Attack		HAA									
		2 Huysegoms	3 (60%)				1 (20%)		1 (20%)	5	40%
		5 Janssen						1 (50%)	1 (50%)	2	-100%
		6 Van Assche	11 (69%)	1 (6%)	3 ()		1 (6%)			16	69%
		13 Steenhouwer	5 (38%)	1 (8%)			6 (46%)	1 (8%)		13	31%
		18 Sybers	16 (41%)	4 (10%)	4 (10%)		9 (23%)	4 (10%)	2 (5%)	39	26%
		Total	35 (47%)	6 (8%)	7 (8%)		17 (23%)	6 (8%)	4 (5%)	75	33%
		MAA									
		3 Broshog	7 (88%)	1 (13%)						8	88%
		5 Maan	19 (70%)	2 (7%)	1 ()		5 (19%)			27	70%
		8 RAYMAEKERS	3 (75%)					1 (25%)		4	50%
		9 Lecat	3 (60%)		1 (20%)			1 (20%)		5	40%
		10 Höhne	6 (35%)	2 (12%)			5 (29%)	2 (12%)	2 (12%)	17	12%
		14 Padar	6 (43%)	1 (7%)			2 (14%)	1 (7%)	4 (29%)	14	7%
		18 Lushtaku	1 (50%)					1 (50%)		2	0%
		Total	45 (58%)	6 (8%)	2 (8%)		12 (16%)	6 (8%)	6 (8%)	77	43%
			#	+	!	-	/	=		Count of SKILL	EFF

■ GAME LOST ■ GAME WON



2014-2015

DATA

BelgiumVolleyStats.be
By Marnix Acar

© Trainerstuff.be
By Wouter Laroy

VIZ

(20141029) HAA ~ MAA (0 ~ 3)
Skills in detail (per player): Block

B - Block	Team	Player	Game Lost					Game Won					Count of SKILL	EFF
			#	+	!	-	/	=	+	!	-	/		
B - Block	HAA	2 Huysegoms	4 (44%)	2 (22%)								3 (33%)	9	11%
		5 Janssen		1 (33%)								2 (67%)	3	-67%
		6 Van Assche		1 (50%)								1 (50%)	2	-50%
		12 Verelst		1 (20%)	1 ()							3 (60%)	5	-60%
		13 Steenhouwer	2 (40%)		1 ()							2 (40%)	5	0%
		18 Sybers										1 (100%)	1	-100%
		Total	6 (24%)	5 (20%)	2 ()							12 (48%)	25	-24%
	MAA	3 Broshog	2 (22%)		3 ()							4 (44%)	9	-22%
		5 Maan	2 (40%)		1 ()							2 (40%)	5	0%
		8 RAYMAEKERS	1 (17%)	1 (17%)	1 ()							3 (50%)	6	-33%
9 Lecat				1 ()								1	0%	
10 Höhne			1 (25%)		1 (25%)						2 (50%)	4	-50%	
14 Padar		1 (14%)		1 ()		1 (14%)					4 (57%)	7	-43%	
18 Lushtaku			2 (67%)								1 (33%)	3	-33%	
Total	6 (17%)	4 (11%)	7 ()	2 (6%)						16 (46%)	35	-29%		
		#	+	!	-	/	=				Count of SKILL	EFF		

■ GAME LOST ■ GAME WON



2014-2015

DATA

BelgiumVolleyStats.be
By Marnix Acar

© Trainerstuff.be
By Wouter Laroy

VIZ

(20141029) HAA ~ MAA (0 ~ 3)

Skills in detail (per player): Serve

S - Serve		#	+	!	-	/	=	Count of SKILL	EFF
HAA	1 Tormans			1 (0)				1	0%
	2 Huysegoms		1 (11%)	2 (11%)	2 (22%)	1 (11%)	3 (33%)	9	-33%
	5 Janssen		6 (43%)	2 (0)	3 (21%)		3 (21%)	14	-21%
	6 Van Assche		3 (19%)	7 (0)	5 (31%)		1 (6%)	16	-6%
	10 De Beul					1 (100%)		1	0%
	12 Verelst	1 (14%)	4 (57%)		1 (14%)		1 (14%)	7	0%
	13 Steenhouwer		4 (57%)	2 (0)	1 (14%)			7	0%
	18 Sybers	1 (10%)		3 (0)	3 (30%)		3 (30%)	10	-20%
	Total	2 (3%)	18 (28%)	17 (3%)	15 (23%)	2 (3%)	11 (17%)	65	-14%
	MAA	3 Broshog		2 (20%)	2 (10%)	4 (40%)	1 (10%)	1 (10%)	10
5 Maan		1 (7%)	5 (36%)	5 (0)	1 (7%)		2 (14%)	14	-7%
8 RAYMAEKERS		1 (8%)		2 (8%)	6 (50%)	1 (8%)	2 (17%)	12	-8%
9 Lecat				1 (0)			1 (50%)	2	-50%
10 Höhne		5 (26%)	7 (37%)	4 (0)	2 (11%)		1 (5%)	19	21%
14 Padar		2 (20%)	1 (10%)		1 (10%)		6 (60%)	10	-40%
18 Lushtaku			1 (13%)	4 (13%)	1 (13%)		1 (13%)	8	-13%
Total		9 (12%)	16 (21%)	18 (4%)	15 (20%)	3 (4%)	14 (19%)	75	-7%
		#	+	!	-	/	=	Count of SKILL	EFF

■ GAME LOST ■ GAME WON



2014-2015

DATA

BelgiumVolleyStats.be
By Marnix Acar

© Trainerstuff.be
By Wouter Laroy

VIZ

(20141029) HAA ~ MAA (0 ~ 3)
Skills in detail (per player): Reception

R - Reception	Team	Player	Game Lost	Game Won	Count	Efficiency	Game Lost	Game Won	Count	Efficiency	
R - Reception	HAA	6 Van Assche	5 (26%)	3 (16%)			6 (32%)	1 (5%)	4 (21%)	19	-21%
		11 Van Reeth	7 (25%)	9 (32%)			7 (25%)	1 (4%)	4 (14%)	28	-14%
		13 Steenhouwer	3 (21%)	6 (43%)			3 (21%)	1 (7%)	1 (7%)	14	-7%
	Total		15 (25%)	18 (30%)			16 (26%)	3 (5%)	9 (15%)	61	-15%
	MAA	5 Maan	5 (17%)	12 (41%)			11 (38%)	1 (3%)		29	-3%
		7 DERKONINGEN	4 (36%)	4 (36%)			1 (9%)	2 (18%)		11	0%
		10 Höhne	6 (43%)	1 (7%)			6 (43%)	1 (7%)		14	-7%
Total		15 (28%)	17 (31%)			18 (33%)	2 (4%)	2 (4%)	54	-4%	
		#	+	!	-	/	=	Count of SKILL	EFF		

■ GAME LOST ■ GAME WON