



2014-2015

DATA

BelgiumVolleyStats.be
By Marnix Acar

© Trainerstuff.be
By Wouter Laroy

VIZ

Scouting data provided by: Marnix Acar - www.BelgiumVolleyStats.be

Data processing and vizualization: Wouter Laroy - www.trainerstuff.be

Questions/Remarks/Suggestions: info@belgiumvolleystats.be - wouterstrainerstuff@gmail.com

| | | (20141029) GUI ~ MEN | | | | Grand Total | |
|-----------|---------------------|----------------------------|---------|----------------------------|---------|----------------------------|-------|
| | | 1 ~ 3 | | | | | |
| | | Set 1 | Set 2 | Set 3 | Set 4 | | |
| | | 22 ~ 25 | 21 ~ 25 | 25 ~ 20 | 19 ~ 25 | | |
| GUI | 1 Abreu Lopez | Setter | | 3 | | 2 | 5 |
| | 4 Verplancke | Middle Blocker | 4 | 8 | 9 | 7 | 9 19 |
| | 7 VAN DE LOO | Wing-Spiker | 20 | 20 | 23 | 24 | 23 64 |
| | 8 GODART | Setter | 8 | 10 | 6 | 2 | 6 20 |
| | 9 Schouren | Opposite | 1 | 5 | 14 | 14 | 14 20 |
| | 10 ABINET | Opposite | 14 | 10 | | 2 | 26 |
| | 14 Van Sande | Libero | | | 3 | | 3 |
| | 15 REYNDERS | Wing-Spiker | 1 | 1 | 2 | 1 | 3 |
| | 16 Van De Pontseele | Libero | 17 | 15 | 8 | 7 | 8 39 |
| | 17 Goverde | Middle Blocker | 10 | 5 | 8 | 12 | 8 27 |
| 18 Urnaut | Wing-Spiker | 21 | 20 | 12 | 21 | 12 62 | |
| MEN | 1 VAN HAARLEM | Setter | 6 | 12 | 3 | 3 | 21 3 |
| | 3 SINNESAEEL | Middle Blocker | 10 | 15 | 5 | 12 | 37 5 |
| | 6 LEMAY | Libero | 4 | 6 | 1 | 4 | 14 |
| | 7 Louati | Wing-Spiker | 24 | 16 | 27 | 27 | 67 27 |
| | 8 VER EECKE | Wing-Spiker | 21 | 19 | 16 | 17 | 57 16 |
| | 9 BALDUYCK | Opposite | 22 | 14 | 20 | 13 | 49 20 |
| | 11 DELANGHE | Middle Blocker | 15 | 10 | 10 | 6 | 31 10 |
| | | 0 | 50 | 0 | 50 | 0 | 50 |
| | | Number of recorded actions | | Number of recorded actions | | Number of recorded actions | |

SET WON
 SET LOST



2014-2015

DATA

BelgiumVolleyStats.be
By Marnix Acar

© Trainerstuff.be
By Wouter Laroy

VIZ

(20141029) GUI ~ MEN (1 ~ 3)
Game analysis

| TOI | ScoringActi.. | TOIServe | | | | | | OPPServe | | | | | | | |
|--------------|---------------|----------|-----|-------|----------|-----|-------|----------|-----|-------|----------|-----|-------|-------|----|
| | | TOIScore | | | OPPScore | | | TOIScore | | | OPPScore | | | Total | |
| | | TOI | OPP | Total | TOI | OPP | Total | TOI | OPP | Total | TOI | OPP | Total | | |
| GUI | A# | 6 | | 6 | 1 | 27 | 28 | 34 | 22 | | 22 | | 7 | 7 | 29 |
| | S# | 1 | | 1 | | | 1 | 1 | | | | | 2 | 2 | 2 |
| | A= | 1 | 8 | 9 | 2 | | 2 | 11 | | 2 | 2 | 6 | 2 | 6 | 8 |
| | A/ | | 5 | 5 | 2 | | 2 | 7 | | 1 | 1 | 9 | 1 | 9 | 10 |
| | B/ | | 8 | 8 | 17 | | 17 | 25 | | 20 | 20 | 8 | | 8 | 28 |
| | S= | | | | 8 | | 8 | 8 | | 9 | 9 | | | 4 | 9 |
| | E= | | | | | | | | | 1 | 1 | | | 4 | 5 |
| | F= | | 1 | 1 | | | | 1 | | | | | | | |
| Total | | 8 | 22 | 30 | 30 | 27 | 57 | 87 | 22 | 33 | 55 | 27 | 9 | 36 | 91 |
| MEN | A# | 7 | | 7 | | 22 | 22 | 29 | 27 | 1 | 28 | | 6 | 6 | 34 |
| | S# | 2 | | 2 | | | 2 | 2 | | | | | 1 | 1 | 1 |
| | A= | | 6 | 6 | 2 | | 2 | 8 | | 2 | 2 | 8 | 1 | 9 | 11 |
| | A/ | | 9 | 9 | 1 | | 1 | 10 | | 2 | 2 | 5 | | 5 | 7 |
| | B/ | | 8 | 8 | 20 | | 20 | 28 | | 17 | 17 | 8 | | 8 | 25 |
| | S= | | | | 9 | | 9 | 9 | | 8 | 8 | | | | 8 |
| | E= | | 4 | 4 | 1 | | 1 | 5 | | | | | | | |
| | F= | | | | | | | | | | | 1 | | 1 | 1 |
| Total | | 9 | 27 | 36 | 33 | 22 | 55 | 91 | 27 | 30 | 57 | 22 | 8 | 30 | 87 |

Attack

| | | Count of SKILL | #SCORE% | =SCORE% | EFF |
|---------------|-----|----------------|---------|---------|------|
| 8 GODART | GUI | 2 | 100% | 0% | 100% |
| 4 Verplancke | GUI | 6 | 67% | 17% | 50% |
| 3 SINNESAEEL | MEN | 13 | 54% | 15% | 38% |
| 1 VAN HAARLEM | MEN | 4 | 50% | 25% | 25% |
| 17 Goverde | GUI | 7 | 29% | 0% | 29% |
| 18 Urnaut | GUI | 35 | 29% | 9% | 20% |
| 7 Louati | MEN | 36 | 28% | 8% | 19% |
| 10 ABINET | GUI | 18 | 28% | 22% | 6% |
| 9 BALDUYCK | MEN | 37 | 27% | 14% | 14% |
| 8 VER EECKE | MEN | 16 | 25% | 19% | 6% |
| 11 DELANGHE | MEN | 5 | 20% | 40% | -20% |
| 7 VAN DE LOO | GUI | 31 | 13% | 19% | -6% |
| 9 Schouren | GUI | 19 | 11% | 32% | -21% |

Block

| | | Count of SKILL | # |
|---------------|-----|----------------|---|
| 3 SINNESAEEL | MEN | 14 | 7 |
| 17 Goverde | GUI | 11 | 4 |
| 11 DELANGHE | MEN | 14 | 2 |
| 4 Verplancke | GUI | 13 | 1 |
| 7 Louati | MEN | 4 | 1 |
| 9 BALDUYCK | MEN | 7 | 1 |
| 18 Urnaut | GUI | 5 | 1 |
| 1 Abreu Lopez | GUI | 1 | |
| 1 VAN HAARLEM | MEN | 8 | |
| 7 VAN DE LOO | GUI | 2 | |
| 8 GODART | GUI | 1 | |
| 8 VER EECKE | MEN | 3 | |
| 9 Schouren | GUI | 5 | |
| 10 ABINET | GUI | 2 | |

Serve

| | | Count of SKILL | #% | =% |
|---------------|-----|----------------|----|-----|
| 8 VER EECKE | MEN | 12 | 8% | |
| 18 Urnaut | GUI | 13 | 8% | 8% |
| 11 DELANGHE | MEN | 20 | 5% | 20% |
| 1 Abreu Lopez | GUI | 2 | | |
| 1 VAN HAARLEM | MEN | 11 | | |
| 3 SINNESAEEL | MEN | 13 | | 8% |
| 4 Verplancke | GUI | 6 | | 17% |
| 7 Louati | MEN | 18 | | 22% |
| 7 VAN DE LOO | GUI | 17 | | 6% |
| 8 GODART | GUI | 20 | | |
| 9 BALDUYCK | MEN | 19 | | |
| 9 Schouren | GUI | 8 | | 25% |
| 10 ABINET | GUI | 4 | | |
| 15 REYNDERS | GUI | 5 | | 40% |
| 17 Goverde | GUI | 14 | | 7% |

Reception

| | | Count of SKILL | #% | +% | =% |
|---------------------|-----|----------------|------|-----|----|
| 9 BALDUYCK | MEN | 1 | 100% | | |
| 6 LEMAY | MEN | 10 | 50% | | |
| 7 Louati | MEN | 33 | 42% | 6% | 3% |
| 16 Van De Pontseele | GUI | 39 | 36% | 21% | 3% |
| 8 VER EECKE | MEN | 36 | 25% | 28% | |
| 18 Urnaut | GUI | 11 | 18% | 27% | |
| 7 VAN DE LOO | GUI | 34 | 15% | 21% | 3% |
| 3 SINNESAEEL | MEN | 1 | | | |

UPPER:

TOI = Team of Interest = Team analyzed OPP = Opponent
 XXXServe = who served XXXSCORE = who got the point



2014-2015

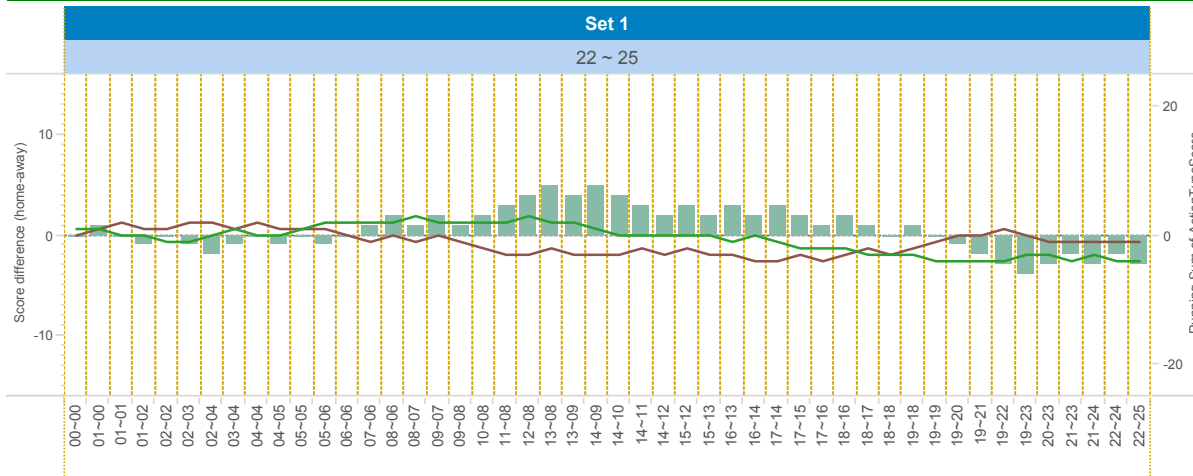
DATA

BelgiumVolleyStats.be
By Marnix Acar

© Trainerstuff.be
By Wouter Laroy

VIZ

(20141029) GUI ~ MEN (1 ~ 3)
Set analysis - Set 1



TEAM_NAME

- GUI
- MEN

UPPER LEFT:

+1: A# - B# - S# -1: A=, A/, B=, B/, S=, R=, D=, F=, S=

LOWER LEFT:

TOI = Team of Interest = Team analyzed OPP = Opponent
XXXServe = who served XXXSCORE = who got the point

LOWER RIGHT:

Attack sorted on #SCORE

Attacking skills

| | | Set 1 | | | | | | | | | | | | | |
|-----|--------------|----------|-----|-------|----------|-----|-------|----------|----------|-----|-------|----------|-----|-------|-------|
| | | TOIServe | | | | | | OPPServe | | | | | | | |
| | | TOIScore | | | OPPScore | | | Total | TOIScore | | | OPPScore | | | Total |
| TOI | Scorin.. | TOI | OPP | Total | TOI | OPP | Total | | TOI | OPP | Total | TOI | OPP | Total | |
| GUI | A# | 1 | | 1 | 1 | 8 | 9 | 10 | 7 | | 7 | | 6 | 6 | 13 |
| | S# | | | | | | | | | | | | 1 | 1 | 1 |
| | A= | | | | | 2 | 2 | 2 | | 1 | 1 | | | | 1 |
| | A/ | | 1 | 1 | | | | 1 | | | | | 1 | 1 | 1 |
| | B/ | | 4 | 4 | | 3 | 3 | 7 | | 5 | 5 | | 1 | 1 | 6 |
| | S= | | | | | 1 | 1 | 1 | | 2 | 2 | | | | 2 |
| | F= | | 1 | 1 | | | | 1 | | | | | | | 1 |
| | Total | | 1 | 6 | 7 | 7 | 8 | 15 | 22 | 7 | 8 | 15 | 2 | 7 | 9 |
| MEN | A# | 6 | | 6 | | 7 | 7 | 13 | 8 | 1 | 9 | | 1 | 1 | 10 |
| | S# | 1 | | 1 | | | 1 | 1 | | | | | | | |
| | A= | | | | 1 | | 1 | 1 | | 2 | 2 | | | | 2 |
| | A/ | | 1 | 1 | | | 1 | 1 | | | | 1 | | 1 | 1 |
| | B/ | | 1 | 1 | | 5 | 5 | 6 | | 3 | 3 | 4 | | 4 | 7 |
| | S= | | | | | 2 | 2 | 2 | | 1 | 1 | | | | 1 |
| | F= | | | | | | | | | | | | 1 | | 1 |
| | Total | | 7 | 2 | 9 | 8 | 7 | 15 | 24 | 8 | 7 | 15 | 6 | 1 | 7 |

| | | Count of SKILL | #SCORE | #SCORE% | NOSCORE | NOSCORE% | =SCORE | =SCORE% | EFF | |
|----|-------------|----------------|--------|---------|---------|----------|--------|---------|-----|------|
| 7 | Louati | MEN | 14 | 6 | 43% | 7 | 50% | 1 | 7% | 36% |
| 9 | BALDUYCK | MEN | 11 | 4 | 36% | 7 | 64% | 0 | 0% | 36% |
| 18 | Urnaut | GUI | 6 | 4 | 67% | 2 | 33% | 0 | 0% | 67% |
| 3 | SINNESAEL | MEN | 2 | 2 | 100% | 0 | 0% | 0 | 0% | 100% |
| 10 | ABINET | GUI | 10 | 2 | 20% | 7 | 70% | 1 | 10% | 10% |
| 1 | VAN HAARLEM | MEN | 2 | 1 | 50% | 0 | 0% | 1 | 50% | 0% |
| 4 | Verplancke | GUI | 1 | 1 | 100% | 0 | 0% | 0 | 0% | 100% |
| 7 | VAN DE LOO | GUI | 10 | 1 | 10% | 7 | 70% | 2 | 20% | -10% |
| 8 | GODART | GUI | 1 | 1 | 100% | 0 | 0% | 0 | 0% | 100% |
| 11 | DELANGHE | MEN | 2 | 1 | 50% | 1 | 50% | 0 | 0% | 50% |
| 8 | VER EECKE | MEN | 1 | 0 | 0% | 1 | 100% | 0 | 0% | 0% |
| 9 | Schouren | GUI | 1 | 0 | 0% | 1 | 100% | 0 | 0% | 0% |
| 17 | Goverde | GUI | 3 | 0 | 0% | 3 | 100% | 0 | 0% | 0% |



2014-2015

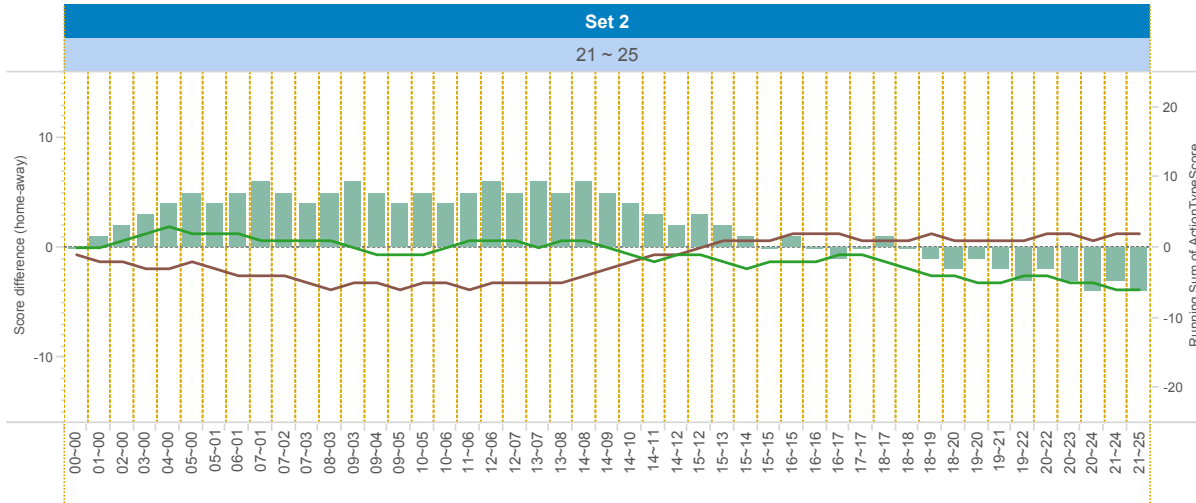
DATA

BelgiumVolleyStats.be
By Marnix Acar

© Trainerstuff.be
By Wouter Laroy

VIZ

(20141029) GUI ~ MEN (1 ~ 3)
Set analysis - Set 2



TEAM_NAME

- GUI
- MEN

UPPER LEFT:

+1: A# - B# - S# -1: A=, A/, B=, B/, S=, R=, D=, F=, S=

LOWER LEFT:

TOI = Team of Interest = Team analyzed OPP = Opponent
XXXServe = who served XXXSCORE = who got the point

LOWER RIGHT:

Attack sorted on #SCORE

Attacking skills

| | | Set 2 | | | | | | | | | | | | | |
|-----|--------------|----------|-----|-------|----------|-----|-------|----------|----------|-----|-------|----------|-----|-------|-------|
| | | TOIServe | | | | | | OPPServe | | | | | | | |
| | | TOISCORE | | | OPPSCORE | | | Total | TOISCORE | | | OPPSCORE | | | Total |
| TOI | Scorin.. | TOI | OPP | Total | TOI | OPP | Total | | TOI | OPP | Total | TOI | OPP | Total | |
| GUI | A# | 2 | | 2 | | 9 | 9 | 11 | 6 | | 6 | | | 6 | |
| | S# | 1 | | 1 | | | 1 | | | | | | | | |
| | A= | | 3 | 3 | | | 3 | | 1 | 1 | | 2 | 2 | 3 | |
| | A/ | | 1 | 1 | | | 1 | | | | 5 | | 5 | 5 | |
| | B/ | | | 2 | 2 | 3 | 3 | 5 | | 4 | 4 | 2 | 2 | 6 | |
| | S= | | | | | 1 | 1 | 1 | | | | | | | |
| | E= | | | | | | | | 1 | 1 | 3 | 3 | 3 | 4 | |
| | Total | 3 | 6 | 9 | 4 | 9 | 13 | 22 | 6 | 6 | 12 | 12 | 12 | 24 | |
| MEN | A# | | | | | 6 | 6 | 6 | 9 | | 9 | | 2 | 11 | |
| | S# | | | | | | 6 | 6 | | | | 1 | 1 | | |
| | A= | | 2 | 2 | 1 | 1 | 3 | | | | 3 | | 3 | | |
| | A/ | | 5 | 5 | | | 5 | | | | 1 | | 1 | | |
| | B/ | | 2 | 2 | 4 | 4 | 6 | | 3 | 3 | 2 | 2 | 5 | | |
| | S= | | | | | | | | 1 | 1 | | | 1 | | |
| | E= | | 3 | 3 | 1 | 1 | 4 | | | | | | | | |
| | Total | | 12 | 12 | 6 | 6 | 12 | 24 | 9 | 4 | 13 | 6 | 9 | 22 | |

| | | Count of SKILL | #SCORE | #SCORE% | NOSCORE | NOSCORE% | =SCORE | =SCORE% | EFF | |
|----|-------------|----------------|--------|---------|---------|----------|--------|---------|------|-------|
| 3 | SINNESAEEL | MEN | 6 | 3 | 50% | 3 | 50% | 0 | 0% | 50% |
| 9 | BALDUYCK | MEN | 8 | 3 | 38% | 3 | 38% | 2 | 25% | 13% |
| 10 | ABINET | GUI | 7 | 3 | 43% | 2 | 29% | 2 | 29% | 14% |
| 18 | Urnaut | GUI | 12 | 2 | 17% | 9 | 75% | 1 | 8% | 8% |
| 1 | VAN HAARLEM | MEN | 2 | 1 | 50% | 1 | 50% | 0 | 0% | 50% |
| 4 | Verplancke | GUI | 2 | 1 | 50% | 0 | 0% | 1 | 50% | 0% |
| 7 | Louati | MEN | 6 | 1 | 17% | 4 | 67% | 1 | 17% | 0% |
| 8 | GODART | GUI | 1 | 1 | 100% | 0 | 0% | 0 | 0% | 100% |
| 8 | VER EECKE | MEN | 5 | 1 | 20% | 3 | 60% | 1 | 20% | 0% |
| 17 | Goverde | GUI | 1 | 1 | 100% | 0 | 0% | 0 | 0% | 100% |
| 7 | VAN DE LOO | GUI | 6 | 0 | 0% | 5 | 83% | 1 | 17% | -17% |
| 9 | Schouren | GUI | 2 | 0 | 0% | 0 | 0% | 2 | 100% | -100% |
| 11 | DELANGHE | MEN | 1 | 0 | 0% | 0 | 0% | 1 | 100% | -100% |



2014-2015

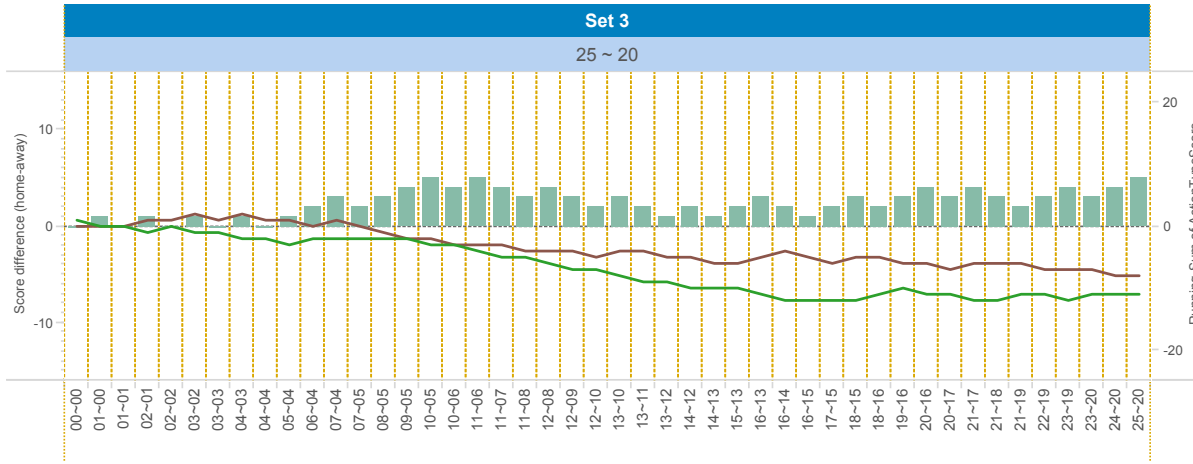
DATA

BelgiumVolleyStats.be
By Marnix Acar

© Trainerstuff.be
By Wouter Laroy

VIZ

(20141029) GUI ~ MEN (1 ~ 3)
Set analysis - Set 3



TEAM_NAME

- GUI
- MEN

UPPER LEFT:

+1: A# - B# - S# -1: A=, A/, B=, B/, S=, R=, D=, F=, S=

LOWER LEFT:

TOI = Team of Interest = Team analyzed OPP = Opponent
XXXServe = who served XXXSCORE = who got the point

LOWER RIGHT:

Attack sorted on #SCORE

| | | Set 3 | | | | | | | | | | | | | |
|-----|--------------|----------|-----|-------|----------|-----|-------|----------|----------|-------|-----|----------|-------|-------|-------|
| | | TOIServe | | | | | | OPPServe | | | | | | | |
| | | TOIScore | | | OPPScore | | | Total | TOIScore | | | OPPScore | | | Total |
| TOI | Scorin.. | TOI | OPP | Total | TOI | OPP | Total | TOI | OPP | Total | TOI | OPP | Total | Total | |
| GUI | A# | 1 | | 1 | | 6 | 6 | 7 | 4 | | 4 | | | 4 | |
| | A= | 1 | 3 | 4 | | | 4 | | | | 1 | | 1 | 1 | |
| | A/ | | 2 | 2 | 2 | | 2 | 4 | | | 1 | | 1 | 1 | |
| | B/ | | 2 | 2 | 4 | | 4 | 6 | | 6 | 2 | | 2 | 8 | |
| | S= | | | | 3 | | 3 | 3 | | 4 | 4 | | | 4 | |
| | E= | | | | | | | 3 | | | 4 | | 1 | 4 | |
| | Total | 2 | 7 | 9 | 9 | 6 | 15 | 24 | 4 | 10 | 14 | 5 | 5 | 19 | |
| MEN | A# | | | | | 4 | 4 | 4 | 6 | | 6 | | 1 | 7 | |
| | A= | | 1 | 1 | | | 1 | 1 | | | | 3 | 1 | 4 | |
| | A/ | | 1 | 1 | | | 1 | 1 | | 2 | 2 | | 2 | 4 | |
| | B/ | | 2 | 2 | 6 | | 6 | 8 | | 4 | 4 | 2 | | 6 | |
| | S= | | | | 4 | | 4 | 4 | | 3 | 3 | | | 3 | |
| | E= | | 1 | 1 | | | 1 | 1 | | | | | | 3 | |
| | Total | | 5 | 5 | 10 | 4 | 14 | 19 | 6 | 9 | 15 | 7 | 2 | 9 | |

Attacking skills

| | | Count of SKILL | #SCORE | #SCORE% | NOSCORE | NOSCORE% | =SCORE | =SCORE% | EFF |
|--------------|-----|----------------|--------|---------|---------|----------|--------|---------|------|
| 7 VAN DE LOO | GUI | 8 | 2 | 25% | 3 | 38% | 3 | 38% | -13% |
| 8 VER EECKE | MEN | 5 | 2 | 40% | 1 | 20% | 2 | 40% | 0% |
| 9 BALDUYCK | MEN | 12 | 2 | 17% | 8 | 67% | 2 | 17% | 0% |
| 3 SINNESAEL | MEN | 1 | 1 | 100% | 0 | 0% | 0 | 0% | 100% |
| 4 Verplancke | GUI | 2 | 1 | 50% | 1 | 50% | 0 | 0% | 50% |
| 7 Louati | MEN | 5 | 1 | 20% | 3 | 60% | 1 | 20% | 0% |
| 9 Schouren | GUI | 8 | 1 | 13% | 5 | 63% | 2 | 25% | -13% |
| 18 Urnaut | GUI | 6 | 1 | 17% | 5 | 83% | 0 | 0% | 17% |
| 11 DELANGHE | MEN | 1 | 0 | 0% | 1 | 100% | 0 | 0% | 0% |
| 17 Goverde | GUI | 1 | 0 | 0% | 1 | 100% | 0 | 0% | 0% |



2014-2015

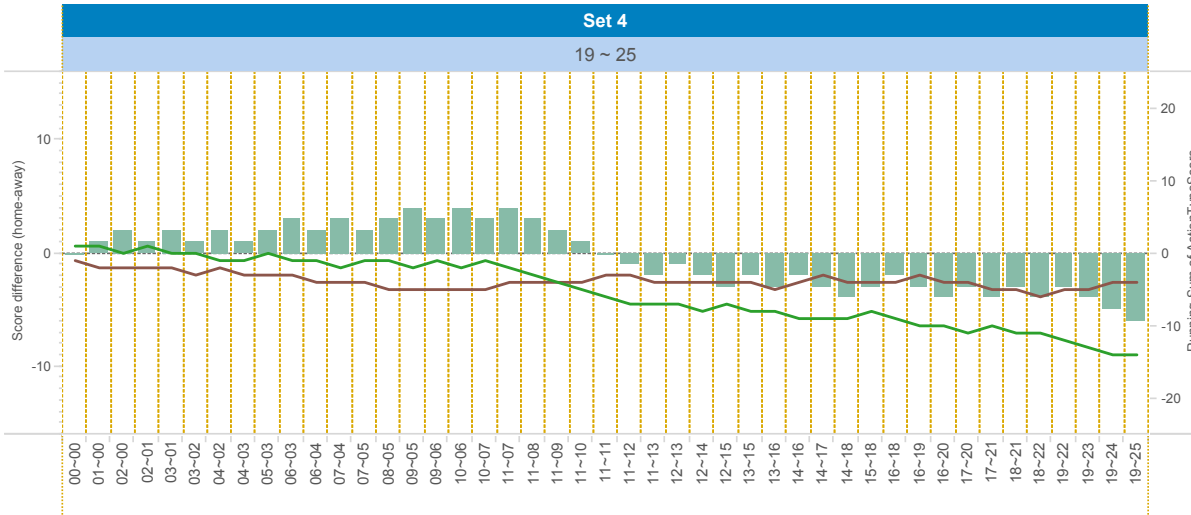
DATA

BelgiumVolleyStats.be
By Marnix Acar

© Trainerstuff.be
By Wouter Laroy

VIZ

(20141029) GUI ~ MEN (1 ~ 3)
Set analysis - Set 4



TEAM_NAME

- GUI
- MEN

UPPER LEFT:

+1: A# - B# - S# -1: A=, A/, B=, B/, S=, R=, D=, F=, S=

LOWER LEFT:

TOI = Team of Interest = Team analyzed OPP = Opponent
XXXServe = who served XXXSCORE = who got the point

LOWER RIGHT:

Attack sorted on #SCORE

Attacking skills

| | | Set 4 | | | | | | | | | | | | | |
|-----|--------------|----------|-----|-------|----------|-----|-------|----------|----------|-----|-------|----------|-----|-------|-------|
| | | TOIServe | | | | | | OPPServe | | | | | | | |
| | | TOISCORE | | | OPPSCORE | | | Total | TOISCORE | | | OPPSCORE | | | Total |
| TOI | Scorin.. | TOI | OPP | Total | TOI | OPP | Total | | TOI | OPP | Total | TOI | OPP | Total | |
| GUI | A# | 2 | | 2 | | 4 | 4 | 6 | 5 | | 5 | | 1 | 1 | 6 |
| | S# | | | | | | | | | | | | 1 | 1 | 1 |
| | A= | | 2 | 2 | | | | 2 | | | | 3 | | 3 | 3 |
| | A/ | | 1 | 1 | | | | 1 | | 1 | | 2 | | 2 | 3 |
| | B/ | | | | | 7 | | 7 | 7 | | 5 | | 3 | | 8 |
| | S= | | | | | 3 | | 3 | 3 | | 3 | | | | 3 |
| | Total | | 2 | 3 | 5 | 10 | 4 | 14 | 19 | 5 | 9 | 14 | 8 | 2 | 10 |
| MEN | A# | 1 | | 1 | | 5 | 5 | 6 | 4 | | 4 | | 2 | 2 | 6 |
| | S# | 1 | | 1 | | | | 1 | | | | | | | |
| | A= | | | 3 | | | | 3 | | | | 2 | | 2 | 2 |
| | A/ | | 2 | 2 | | 1 | | 3 | | | | 1 | | 1 | 1 |
| | B/ | | | 3 | | 5 | | 5 | 8 | | 7 | | | | 7 |
| | S= | | | | | 3 | | 3 | 3 | | 3 | | | | 3 |
| | Total | | 2 | 8 | 10 | 9 | 5 | 14 | 24 | 4 | 10 | 14 | 3 | 2 | 5 |

| | | Count of SKILL | #SCORE | #SCORE% | NOSCORE | NOSCORE% | =SCORE | =SCORE% | EFF | |
|----|------------|----------------|--------|---------|---------|----------|--------|---------|------|------|
| 18 | Urnaut | GUI | 11 | 3 | 27% | 6 | 55% | 2 | 18% | 9% |
| 7 | Louati | MEN | 11 | 2 | 18% | 9 | 82% | 0 | 0% | 18% |
| 3 | SINNESAEEL | MEN | 4 | 1 | 25% | 1 | 25% | 2 | 50% | -25% |
| 4 | Verplancke | GUI | 1 | 1 | 100% | 0 | 0% | 0 | 0% | 100% |
| 7 | VAN DE LOO | GUI | 7 | 1 | 14% | 6 | 86% | 0 | 0% | 14% |
| 8 | VER EECKE | MEN | 5 | 1 | 20% | 4 | 80% | 0 | 0% | 20% |
| 9 | BALDUYCK | MEN | 6 | 1 | 17% | 4 | 67% | 1 | 17% | 0% |
| 9 | Schouren | GUI | 8 | 1 | 13% | 5 | 63% | 2 | 25% | -13% |
| 17 | Goverde | GUI | 2 | 1 | 50% | 1 | 50% | 0 | 0% | 50% |
| 10 | ABINET | GUI | 1 | 0 | 0% | 0 | 0% | 1 | 100% | #### |
| 11 | DELANGHE | MEN | 1 | 0 | 0% | 0 | 0% | 1 | 100% | #### |



2014-2015

DATA

BelgiumVolleyStats.be
By Marnix Acar

© Trainerstuff.be
By Wouter Laroy

VIZ

(20141029) GUI ~ MEN (1 ~ 3)
Set analysis - Set 5

TEAM_NAME

■ GUI

UPPER LEFT:

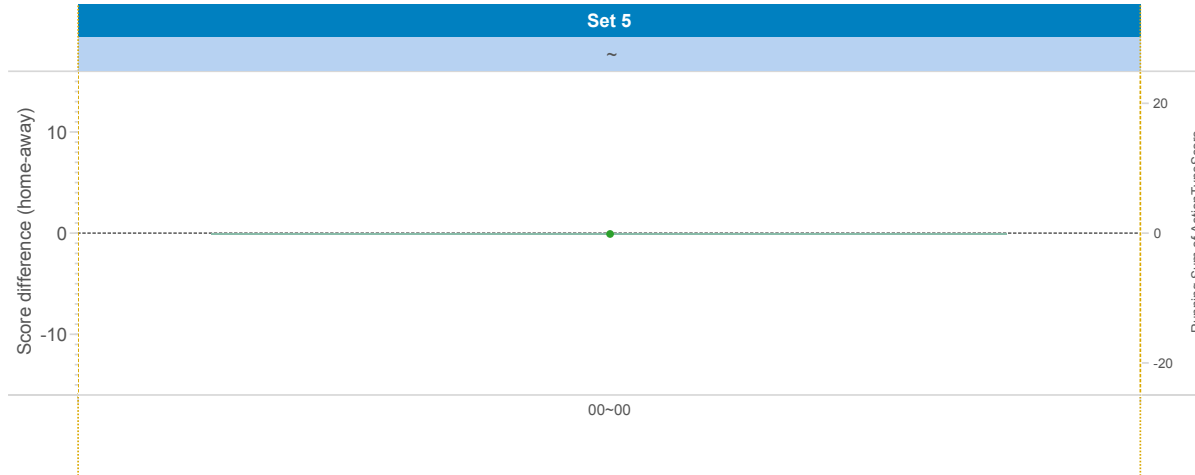
+1: A# - B# - S# -1: A=, A/, B=, B/, S=, R=, D=, F=, S=

LOWER LEFT:

TOI = Team of Interest = Team analyzed OPP = Opponent
XXXServe = who served XXXSCORE = who got the point

LOWER RIGHT:

Attack sorted on #SCORE



Attacking skills



2014-2015

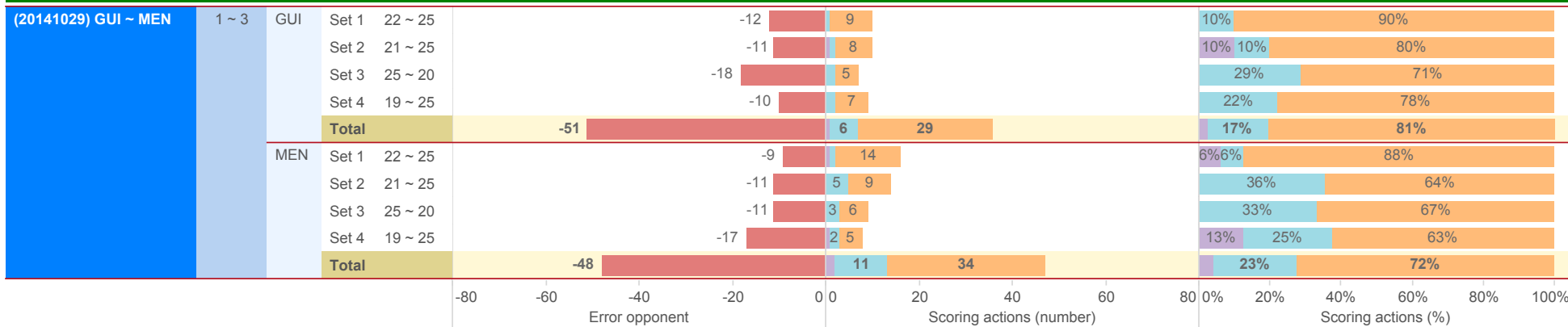
DATA

BelgiumVolleyStats.be
By Marnix Acar

© **Trainerstuff.be**
By Wouter Laroy

VIZ

(20141029) GUI ~ MEN (1 ~ 3)
Scoring Actions Analyzed: how were points made (per set)

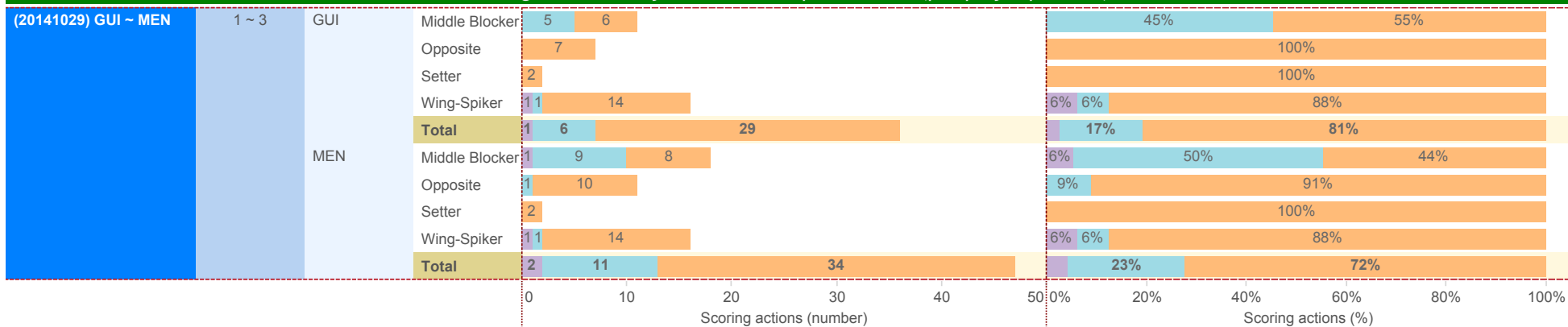


S - Serve
 B - Block
 A - Attack



2014-2015

(20141029) GUI ~ MEN (1 ~ 3)
 Scoring Actions Analyzed: how were points made (per player position)



S - Serve
 B - Block
 A - Attack



2014-2015

DATA

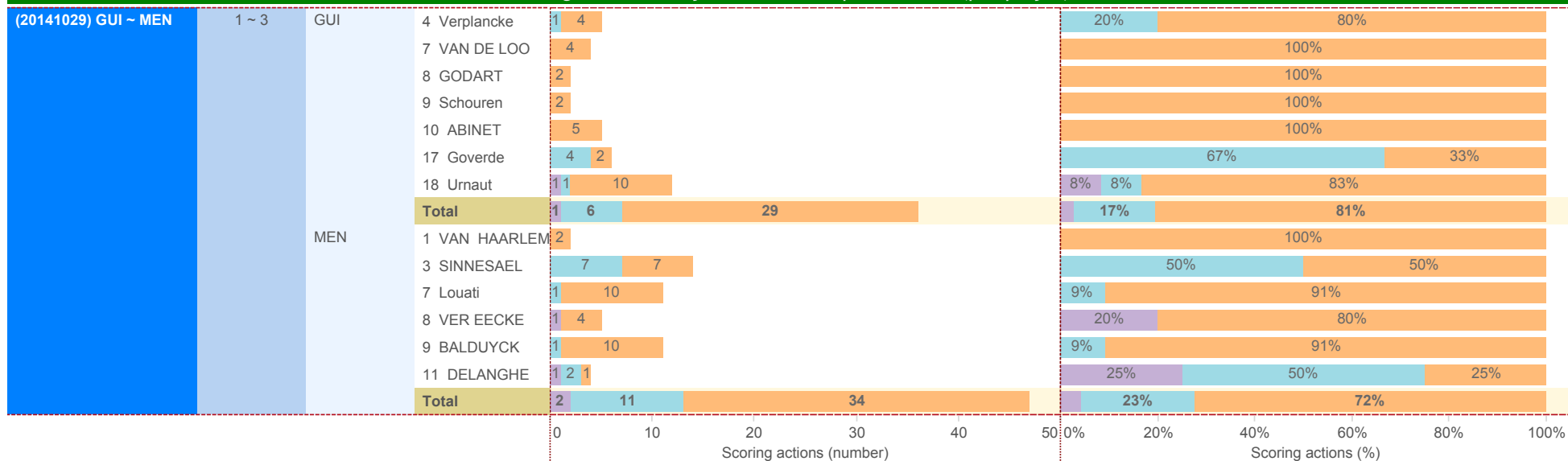
BelgiumVolleyStats.be
By Marnix Acar

© Trainerstuff.be
By Wouter Laroy

VIZ

(20141029) GUI ~ MEN (1 ~ 3)

Scoring Actions Analyzed: how were points made (per player)



S - Serve B - Block A - Attack



2014-2015

DATA

BelgiumVolleyStats.be
By Marnix Acar

© Trainerstuff.be
By Wouter Laroy

VIZ

(20141029) GUI ~ MEN (1 ~ 3)
Skills in detail (per player position): Attack/Block

| Category | Position | Game Lost | Game Won | Game Lost | Game Won | Game Lost | Game Won | Game Lost | Game Won | Game Lost | Game Won | Count of SKILL | EFF | |
|------------|----------|----------------|-----------------|-----------------|----------------|-----------------|-----------------|----------------|-------------|------------|----------|----------------|-----|--|
| A - Attack | GUI | Middle Blocker | 6 (46%) | 3 (23%) | 3 (23%) | 1 (8%) | 13 | 38% | | | | | | |
| | | Opposite | 7 (19%) | 7 (19%) | 4 (14%) | 9 (24%) | 5 (14%) | 5 (14%) | 37 | -8% | | | | |
| | | Setter | 2 (100%) | | | | | | 2 | 100% | | | | |
| | | Wing-Spiker | 14 (21%) | 23 (35%) | 2 (8%) | 18 (27%) | 5 (8%) | 4 (6%) | 66 | 8% | | | | |
| | | Total | 29 (25%) | 33 (28%) | 6 (9%) | 30 (25%) | 11 (9%) | 9 (8%) | 118 | 8% | | | | |
| | MEN | Middle Blocker | 8 (44%) | 1 (6%) | 3 (6%) | 2 (11%) | 1 (6%) | 3 (17%) | 18 | 22% | | | | |
| | | Opposite | 10 (27%) | 8 (22%) | 1 (3%) | 13 (35%) | 1 (3%) | 4 (11%) | 37 | 14% | | | | |
| | | Setter | 2 (50%) | 1 (25%) | | | 1 (25%) | | 4 | 25% | | | | |
| | | Wing-Spiker | 14 (27%) | 17 (33%) | 3 (6%) | 12 (23%) | 3 (6%) | 3 (6%) | 52 | 15% | | | | |
| | | Total | 34 (31%) | 27 (24%) | 7 (5%) | 27 (24%) | 6 (5%) | 10 (9%) | 111 | 16% | | | | |
| B - Block | GUI | Middle Blocker | 5 (21%) | 1 (4%) | 6 (50%) | | 12 (50%) | 24 | -29% | | | | | |
| | | Opposite | | 1 (14%) | 1 (71%) | | 5 (71%) | 7 | -71% | | | | | |
| | | Setter | | | | | 2 (100%) | 2 | -100% | | | | | |
| | | Wing-Spiker | 1 (14%) | | | | 6 (86%) | 7 | -71% | | | | | |
| | | Total | 6 (15%) | 2 (5%) | 7 (63%) | | 25 (63%) | 40 | -48% | | | | | |
| | MEN | Middle Blocker | 9 (32%) | 3 (11%) | 3 (46%) | 13 (46%) | | 28 | -14% | | | | | |
| | | Opposite | 1 (14%) | | 2 (57%) | 4 (57%) | | 7 | -43% | | | | | |
| | | Setter | | 1 (13%) | | 1 (13%) | 6 (75%) | 8 | -75% | | | | | |
| | | Wing-Spiker | 1 (14%) | | 1 (71%) | 5 (71%) | | 7 | -57% | | | | | |
| | | Total | 11 (22%) | 4 (8%) | 6 (56%) | 1 (2%) | 28 (56%) | 50 | -34% | | | | | |

GAME LOST GAME WON



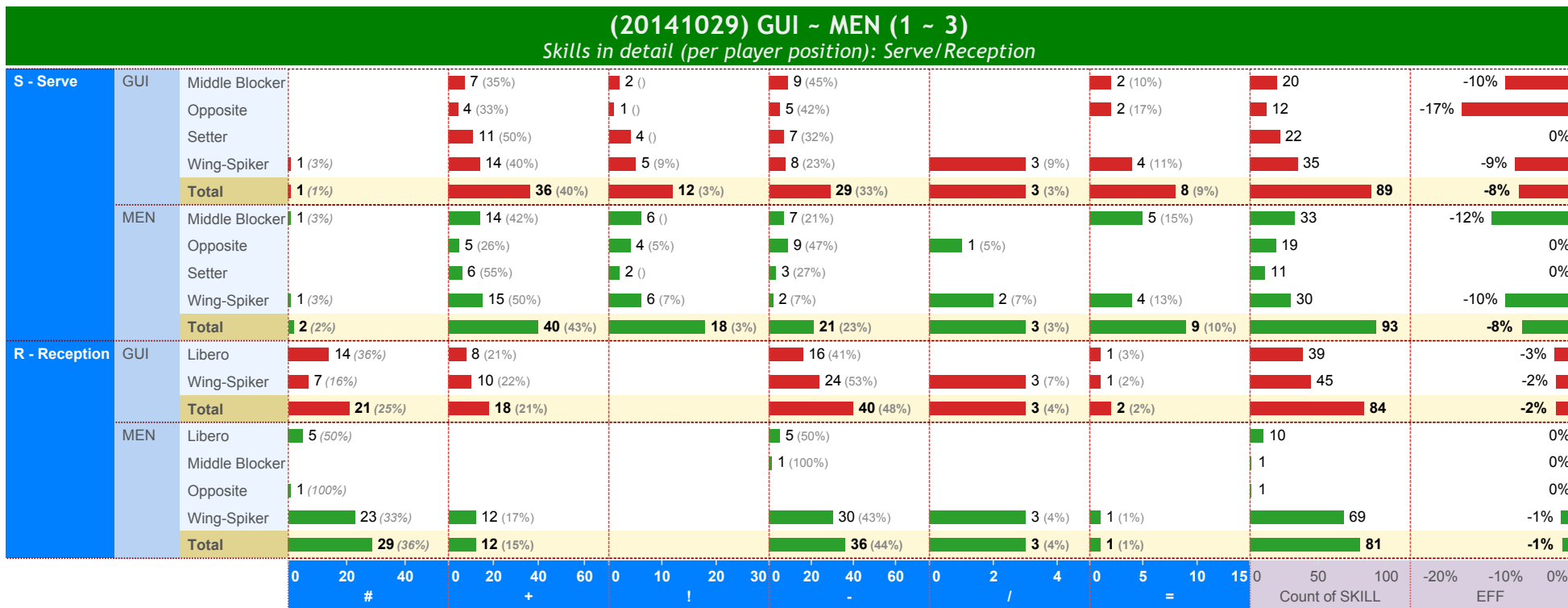
2014-2015

DATA

BelgiumVolleyStats.be
By Marnix Acar

© Trainerstuff.be
By Wouter Laroy

VIZ



■ GAME LOST ■ GAME WON



2014-2015

DATA

BelgiumVolleyStats.be
By Marnix Acar

© Trainerstuff.be
By Wouter Laroy

VIZ

(20141029) GUI ~ MEN (1 ~ 3)

Skills in detail (per player): Attack

| A - Attack | | GUI | 4 Verplancke | 7 VAN DE LOO | 8 GODART | 9 Schouren | 10 ABINET | 17 Goverde | 18 Urnaut | Total | MEN | 1 VAN HAARLEM | 3 SINNESAEEL | 7 Louati | 8 VER EECKE | 9 BALDUYCK | 11 DELANGHE | Total | # | + | ! | - | / | = | Count of SKILL | EFF | |
|------------|--|-----|--------------|--------------|----------|------------|-----------|------------|-----------|----------|-----|---------------|--------------|----------|-------------|------------|-------------|----------|---|---|---|---|---|---|----------------|-----|--|
| | | | 4 (67%) | 4 (13%) | 2 (100%) | 2 (11%) | 5 (28%) | 2 (29%) | 10 (29%) | 29 (25%) | | 2 (50%) | 7 (54%) | 10 (28%) | 4 (25%) | 10 (27%) | 1 (20%) | 34 (31%) | | | | | | | | | |
| | | | 1 (17%) | 11 (35%) | 4 (21%) | 3 (17%) | 2 (17%) | 2 (29%) | 12 (34%) | 33 (28%) | | 1 (25%) | 1 (8%) | 11 (31%) | 6 (38%) | 8 (22%) | 1 () | 27 (24%) | | | | | | | | | |
| | | | 2 (6%) | 2 (6%) | 2 (11%) | 2 (17%) | 2 (17%) | 3 (43%) | 10 (29%) | 6 (9%) | | 2 (8%) | 2 (8%) | 2 (6%) | 1 (6%) | 1 (3%) | 1 () | 7 (5%) | | | | | | | | | |
| | | | 8 (26%) | 5 (26%) | 4 (22%) | 4 (22%) | 3 (43%) | 10 (29%) | 30 (25%) | | | 1 (8%) | 1 (8%) | 10 (28%) | 2 (13%) | 13 (35%) | 1 (20%) | 27 (24%) | | | | | | | | | |
| | | | 2 (6%) | 2 (11%) | 3 (17%) | 3 (17%) | 1 (6%) | 3 (9%) | 11 (9%) | | | 1 (25%) | 1 (8%) | 2 (6%) | 1 (6%) | 1 (3%) | 1 (3%) | 6 (5%) | | | | | | | | | |
| | | | 4 (13%) | 4 (21%) | 4 (21%) | 1 (6%) | 7 | 35 | 9 (8%) | | | 1 (3%) | 1 (3%) | 1 (3%) | 2 (13%) | 4 (11%) | 2 (40%) | 10 (9%) | | | | | | | | | |
| | | | 31 | 19 | 18 | 7 | 118 | 8% | | | | 4 | 13 | 36 | 16 | 37 | 5 | 111 | | | | | | | | | |
| | | | -6% | 100% | -21% | 6% | 29% | 20% | | | | 25% | 38% | 19% | 6% | 14% | -20% | 16% | | | | | | | | | |



2014-2015

DATA

BelgiumVolleyStats.be
By Marnix Acar

© Trainerstuff.be
By Wouter Laroy

VIZ

(20141029) GUI ~ MEN (1 ~ 3)
Skills in detail (per player): Block

| B - Block | GUI | | | | | | | Count of SKILL | EFF |
|-----------|---------------|-----------------|---------------|----------------|---------------|-----------------|-----------------|----------------|-------------|
| | | # | + | ! | - | / | = | | |
| | 1 Abreu Lopez | | | | | | | 1 (100%) | |
| | 4 Verplancke | 1 (8%) | | | 4 (62%) | | | 8 (62%) | 13 -54% |
| | 7 VAN DE LOO | | | | | | 2 (100%) | 2 | -100% |
| | 8 GODART | | | | | | 1 (100%) | 1 | -100% |
| | 9 Schouren | | | 1 (80%) | | | 4 (80%) | 5 | -80% |
| | 10 ABINET | | 1 (50%) | | | | 1 (50%) | 2 | -50% |
| | 17 Goverde | 4 (36%) | 1 (9%) | 2 (36%) | | | 4 (36%) | 11 | 0% |
| | 18 Urnaut | 1 (20%) | | | | | 4 (80%) | 5 | -60% |
| | Total | 6 (15%) | 2 (5%) | 7 (63%) | | | 25 (63%) | 40 | -48% |
| | MEN | | | | | | | | |
| | 1 VAN HAARLEM | | 1 (13%) | | | 1 (13%) | 6 (75%) | 8 | -75% |
| | 3 SINNESAEEL | 7 (50%) | 1 (7%) | 2 (29%) | | | 4 (29%) | 14 | 21% |
| | 7 Louati | 1 (25%) | | | | | 3 (75%) | 4 | -50% |
| | 8 VER EECKE | | | 1 (67%) | | | 2 (67%) | 3 | -67% |
| | 9 BALDUYCK | 1 (14%) | | 2 (57%) | | | 4 (57%) | 7 | -43% |
| | 11 DELANGHE | 2 (14%) | 2 (14%) | 1 (64%) | | | 9 (64%) | 14 | -50% |
| | Total | 11 (22%) | 4 (8%) | 6 (56%) | 1 (2%) | 28 (56%) | | 50 | -34% |
| | | # | + | ! | - | / | = | Count of SKILL | EFF |

■ GAME LOST ■ GAME WON



2014-2015

DATA

BelgiumVolleyStats.be
By Marnix Acar

© Trainerstuff.be
By Wouter Laroy

VIZ

(20141029) GUI ~ MEN (1 ~ 3)
Skills in detail (per player): Reception

| R - Reception | GUI | Player | Game Lost | Game Won | Game Lost | Game Won | Game Lost | Game Won | Game Lost | Game Won | Count of SKILL | EFF |
|---------------|-----|---------------------|-----------------|-----------------|-----------|----------|-----------------|---------------|---------------|----------------|----------------|------------|
| R - Reception | GUI | 7 VAN DE LOO | 5 (15%) | 7 (21%) | | | 19 (56%) | 2 (6%) | 1 (3%) | | 34 | -3% |
| | | 16 Van De Pontseele | 14 (36%) | 8 (21%) | | | 16 (41%) | | 1 (3%) | | 39 | -3% |
| | | 18 Urnaut | 2 (18%) | 3 (27%) | | | 5 (45%) | 1 (9%) | | | 11 | 0% |
| | | Total | 21 (25%) | 18 (21%) | | | 40 (48%) | 3 (4%) | 2 (2%) | | 84 | -2% |
| | MEN | 3 SINNESAEEL | | | | | 1 (100%) | | | | 1 | 0% |
| | | 6 LEMAY | 5 (50%) | | | | 5 (50%) | | | | 10 | 0% |
| | | 7 Louati | 14 (42%) | 2 (6%) | | | 13 (39%) | 3 (9%) | 1 (3%) | | 33 | -3% |
| | | 8 VER EECKE | 9 (25%) | 10 (28%) | | | 17 (47%) | | | | 36 | 0% |
| | | 9 BALDUYCK | 1 (100%) | | | | | | | | 1 | 0% |
| | | Total | 29 (36%) | 12 (15%) | | | 36 (44%) | 3 (4%) | 1 (1%) | | 81 | -1% |
| | | # | + | ! | - | / | = | | | Count of SKILL | EFF | |

■ GAME LOST ■ GAME WON