



2014-2015

DATA

BelgiumVolleyStats.be
By Marnix Acar

© **Trainerstuff.be**
By Wouter Laroy

VIZ

Scouting data provided by: Marnix Acar - www.BelgiumVolleyStats.be

Data processing and vizualization: Wouter Laroy - www.trainerstuff.be

Questions/Remarks/Suggestions: info@belgiumvolleystats.be - wouterstrainerstuff@gmail.com

		(20141026) WAR ~ PUU					Grand Total		
		2 ~ 3							
		Set 1	Set 2	Set 3	Set 4	Set 5			
		19 ~ 25	25 ~ 23	25 ~ 20	22 ~ 25	11 ~ 15			
PUU	1 Stoev	Wing-Spiker	16	17	7	2	1	19	24
	2 KRUYNER	Setter	13	15	17	15	8	36	32
	4 COLSON	Wing-Spiker		2	7	26	12	38	9
	5 KOEKELKOREN	Wing-Spiker	15	21	19	17	11	43	40
	7 Kvalen	Setter	16	19	17	27	10	53	36
	9 Mijatovic	Middle Blocker	15	10	9	12	5	32	19
	10 DE BONT	Libero	2	5	2	1	1	7	
	11 Nagy	Middle Blocker	9	6	8	7	6	22	14
WAR	1 COUCKE	Libero	3	6	6	11	8	12	22
	2 POELMAN	Middle Blocker	8	7	8	18	6	15	32
	4 DE BRABANDERE	Wing-Spiker	22	14	12	11	7	26	40
	5 SOPHIE	Setter	17	19	8	21	8	27	46
	7 DEVILLE	Middle Blocker	4	9	7	7	3	16	14
	8 BACKAERT	Middle Blocker	17	15	14	14	5	29	36
	9 De Schrijver	Wing-Spiker	24	30	22	25	11	52	60
	11 VERBOOMEN	Libero	2		1	2	5	9	
	14 WAGENER	Setter	1	2	2	1	2	4	
			0 50 100	0 50 100	0 50 100	0 50 100	0 50 100	0 50 100	0 50 100
			Number of recorded actions	Number of recorded actions	Number of recorded actions	Number of recorded actions	Number of recorded actions	Number of recorded actions	Number of recorded actions

■ SET WON
 ■ SET LOST



2014-2015

DATA

BelgiumVolleyStats.be
By Marnix Acar

© Trainerstuff.be
By Wouter Laroy

VIZ

(20141026) WAR ~ PUU (2 ~ 3)
Game analysis

TOI	ScoringActi..	TOIServe						OPPServe								
		TOIScore			OPPScore			TOIScore			OPPScore			Total		
		TOI	OPP	Total	TOI	OPP	Total	TOI	OPP	Total	TOI	OPP	Total			
PUU	A#	14		14		46	46	60		33		33		16	16	49
	S#	4		4				4						5	5	5
	A=		11	11		2	2	13			5	5		8	8	13
	A/		11	11		3	3	14			11	11		7	7	18
	S=					12	12	12			12	12				12
	E=		2	2		3	3	5			5	5				5
	Total		18	24	42	20	46	66	108	33	33	66	15	21	36	102
WAR	A#	16		16		33	33	49		46		46		14	14	60
	S#	5		5				5						4	4	4
	A=		8	8		5	5	13			2	2		11	11	13
	A/		7	7		11	11	18			3	3		11	11	14
	S=					12	12	12			12	12				12
	E=					5	5	5			3	3		2	2	5
	Total		21	15	36	33	33	66	102	46	20	66	24	18	42	108

Attack

		Count of SKILL	#SCORE%	=SCORE%	EFF
7 DEVILLE	WAR	8	63%	13%	50%
4 COLSON	PUU	18	56%	11%	44%
2 POELMAN	WAR	18	50%	6%	44%
5 SOPHIE	WAR	7	43%	0%	43%
4 DE BRABANDERE	WAR	22	41%	27%	14%
9 De Schrijver	WAR	53	38%	21%	17%
7 Kvalen	PUU	58	36%	10%	26%
8 BACKAERT	WAR	45	36%	40%	-4%
5 KOEKLKOREN	PUU	21	33%	10%	24%
1 Stoev	PUU	13	31%	23%	8%
9 Mijatovic	PUU	8	25%	50%	-25%
11 Nagy	PUU	8	25%	38%	-13%
2 KRUYNER	PUU	5	20%	0%	20%
11 VERBOOMEN	WAR	4	0%	25%	-25%

Block

		Count of SKILL	#
9 Mijatovic	PUU	18	7
7 Kvalen	PUU	11	5
11 Nagy	PUU	14	4
1 Stoev	PUU	5	3
4 DE BRABANDERE	WAR	4	3
5 KOEKLKOREN	PUU	6	3
8 BACKAERT	WAR	6	2
9 De Schrijver	WAR	4	2
2 POELMAN	WAR	15	1
5 SOPHIE	WAR	4	1
11 VERBOOMEN	WAR	3	1
2 KRUYNER	PUU	8	
4 COLSON	PUU	1	
7 DEVILLE	WAR	3	

Serve

		Count of SKILL	#%	=%
8 BACKAERT	WAR	13	15%	23%
4 COLSON	PUU	8	13%	25%
9 Mijatovic	PUU	24	8%	8%
7 DEVILLE	WAR	17	6%	6%
9 De Schrijver	WAR	17	6%	18%
5 KOEKLKOREN	PUU	19	5%	11%
5 SOPHIE	WAR	20	5%	15%
1 Stoev	PUU	6		17%
2 KRUYNER	PUU	19		11%
2 POELMAN	WAR	13		8%
4 DE BRABANDERE	WAR	17		6%
7 Kvalen	PUU	20		5%
11 Nagy	PUU	12		17%
11 VERBOOMEN	WAR	1		
14 WAGENER	WAR	4		

Reception

		Count of SKILL	#%	+%	=%
11 Nagy	PUU	2	50%	50%	
11 VERBOOMEN	WAR	2	50%	50%	
4 DE BRABANDERE	WAR	23	30%	39%	9%
4 COLSON	PUU	19	26%	26%	5%
5 KOEKLKOREN	PUU	37	24%	43%	5%
1 COUCKE	WAR	32	22%	34%	6%
9 De Schrijver	WAR	38	21%	50%	
10 DE BONT	PUU	11	18%	55%	
1 Stoev	PUU	19	16%	47%	11%
2 KRUYNER	PUU	1		100%	
7 DEVILLE	WAR	1			
9 Mijatovic	PUU	1			

UPPER:

TOI = Team of Interest = Team analyzed OPP = Opponent
 XXXServe = who served XXXSCORE = who got the point



2014-2015

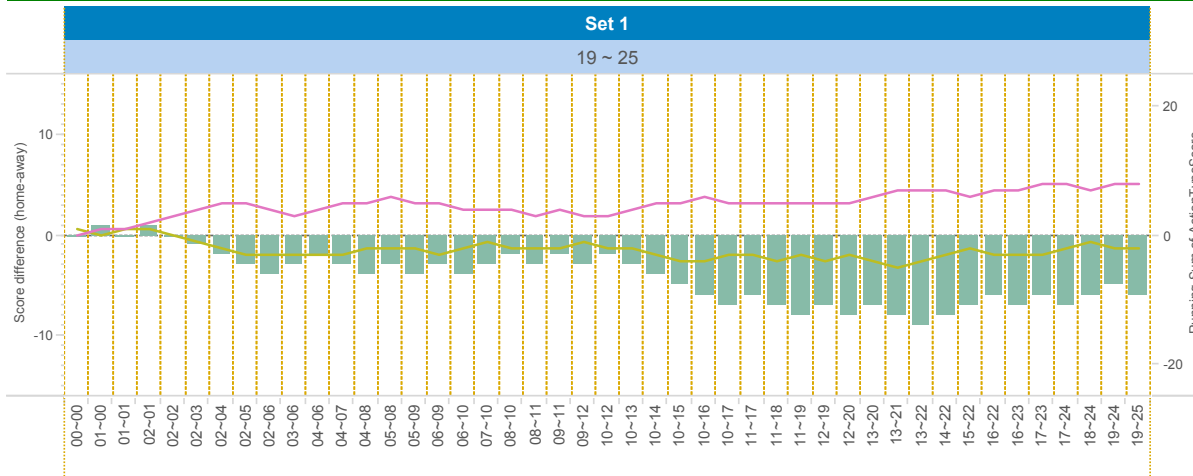
DATA

BelgiumVolleyStats.be
By Marnix Acar

© Trainerstuff.be
By Wouter Laroy

ZIV

(20141026) WAR ~ PUU (2 ~ 3)
Set analysis - Set 1



TEAM_NAME

- PUU
- WAR

UPPER LEFT:

+1: A# - B# - S# -1: A=, A/, B=, B/, S=, R=, D=, F=, S=

LOWER LEFT:

TOI = Team of Interest = Team analyzed OPP = Opponent
XXXServe = who served XXXSCORE = who got the point

LOWER RIGHT:

Attack sorted on #SCORE

Attacking skills

		Set 1															
		TOIServe						OPPServe									
		TOISCORE			OPPSCORE			Total	TOISCORE			OPPSCORE			Total		
TOI	Scorin..	TOI	OPP	Total	TOI	OPP	Total		TOI	OPP	Total	TOI	OPP	Total			
PUU	A#	3		3	10			10	13	6		6	3			3	9
	S#	2		2					2								
	A=		3	3	1			1	4		1	1			1	2	
	A/		3	3					3		3	1			1	4	
	S=					2			2	2		3	3			3	3
	E=					1			1	1		1	1			1	1
	Total	5	6	11	4	10	14	25	6	8	14	2	3	5	19		
WAR	A#	3		3	6			6	9	10		10	3			3	13
	S#											2			2	2	
	A=		1	1	1			1	2		1	3			3	4	
	A/		1	1	3			3	4			3			3	3	
	S=				3			3	3		2	2			2	2	
	E=				1			1	1		1	1			1	1	
	Total	3	2	5	8	6	14	19	10	4	14	6	5	11	25		

		Count of SKILL	#SCORE	#SCORE%	NOSCORE	NOSCORE%	=SCORE	=SCORE%	EFF	
7	Kvalen	PUU	10	6	60%	3	30%	1	10%	50%
8	BACKAERT	WAR	12	4	33%	3	25%	5	42%	-8%
9	De Schrijver	WAR	11	4	36%	5	45%	2	18%	18%
4	DE BRABANDERE	WAR	5	2	40%	1	20%	2	40%	0%
1	Stoev	PUU	6	1	17%	4	67%	1	17%	0%
2	POELMAN	WAR	4	1	25%	3	75%	0	0%	25%
5	KOEKELKOREN	PUU	4	1	25%	3	75%	0	0%	25%
5	SOPHIE	WAR	2	1	50%	1	50%	0	0%	50%
7	DEVILLE	WAR	1	1	100%	0	0%	0	0%	100%
9	Mijatovic	PUU	1	1	100%	0	0%	0	0%	100%
11	Nagy	PUU	1	0	0%	0	0%	1	100%	-100%
11	VERBOOMEN	WAR	2	0	0%	1	50%	1	50%	-50%



2014-2015

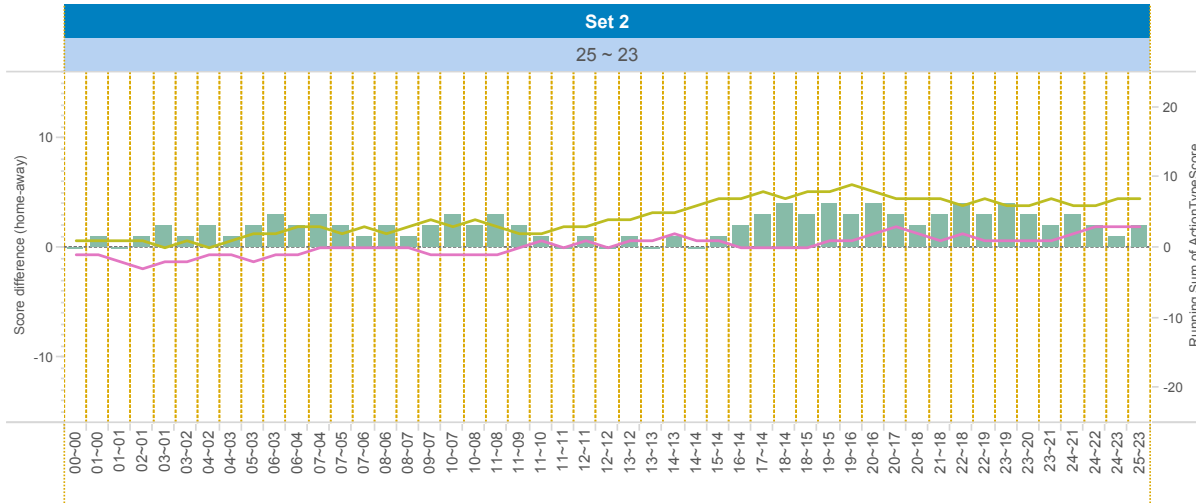
DATA

BelgiumVolleyStats.be
By Marnix Acar

© Trainerstuff.be
By Wouter Laroy

VIZ

(20141026) WAR ~ PUU (2 ~ 3)
Set analysis - Set 2



TEAM_NAME

- PUU
- WAR

UPPER LEFT:

+1: A# - B# - S# -1: A=, A/, B=, B/, S=, R=, D=, F=, S=

LOWER LEFT:

TOI = Team of Interest = Team analyzed OPP = Opponent
XXXServe = who served XXXSCORE = who got the point

LOWER RIGHT:

Attack sorted on #SCORE

Attacking skills

		Set 2													
		TOIServe						OPPServe							
TOI	Scorin..	TOISCORE			OPPSCORE			Total	TOISCORE			OPPSCORE			Total
		TOI	OPP	Total	TOI	OPP	Total		TOI	OPP	Total	TOI	OPP	Total	
PUU	A#	3		3		14	14	17	7		7		3	3	10
	S#	1		1			1	1				1	1	1	
	A=		1	1			1	1	1	1	3		3	4	
	A/				1		1	1	4	4	1		1	5	
	S=				2		2	2	4	4				4	
	E=		1	1			1	1	1	1				1	
	Total		4	2	6	3	14	17	23	7	10	17	4	4	8
WAR	A#	3		3		7	7	10	14		14		3	3	17
	S#	1		1			1	1				1	1	1	
	A=		3	3	1		1	4			1		1	1	
	A/		1	1	4		4	5		1				1	
	S=				4		4	4		2	2			2	
	E=				1		1	1				1		1	
	Total		4	4	8	10	7	17	25	14	3	17	2	4	6

		Count of SKILL	#SCORE	#SCORE%	NOSCORE	NOSCORE%	=SCORE	=SCORE%	EFF
9 De Schrijver	WAR	12	6	50%	6	50%	0	0%	50%
7 Kvalen	PUU	14	5	36%	8	57%	1	7%	29%
4 DE BRABANDERE	WAR	7	3	43%	2	29%	2	29%	14%
8 BACKAERT	WAR	9	3	33%	3	33%	3	33%	0%
1 Stoev	PUU	5	2	40%	2	40%	1	20%	20%
5 KOEKELKOREN	PUU	7	2	29%	4	57%	1	14%	14%
5 SOPHIE	WAR	4	2	50%	2	50%	0	0%	50%
7 DEVILLE	WAR	3	2	67%	0	0%	1	33%	33%
2 POELMAN	WAR	2	1	50%	1	50%	0	0%	50%
11 Nagy	PUU	1	1	100%	0	0%	0	0%	100%
2 KRUYNER	PUU	2	0	0%	2	100%	0	0%	0%
9 Mijatovic	PUU	3	0	0%	1	33%	2	67%	-67%



2014-2015

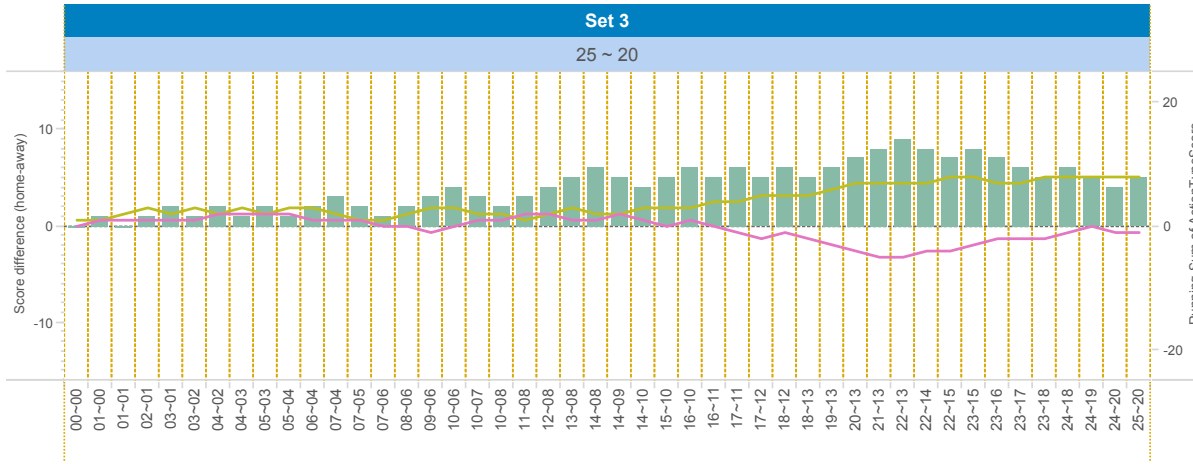
DATA

BelgiumVolleyStats.be
By Marnix Acar

© Trainerstuff.be
By Wouter Laroy

VIZ

(20141026) WAR ~ PUU (2 ~ 3)
Set analysis - Set 3



TEAM_NAME

- PUU
- WAR

UPPER LEFT:

+1: A# - B# - S# -1: A=, A/, B=, B/, S=, R=, D=, F=, S=

LOWER LEFT:

TOI = Team of Interest = Team analyzed OPP = Opponent
XXXServe = who served XXXSCORE = who got the point

LOWER RIGHT:

Attack sorted on #SCORE

		Set 3													
		TOIServe						OPPServe							
		TOIScore			OPPScore			Total	TOIScore			OPPScore			Total
TOI	Scorin..	TOI	OPP	Total	TOI	OPP	Total	TOI	OPP	Total	TOI	OPP	Total	Total	
PUU	A#	3		3		10	10	13	6		6		4	4	10
	S#												2	2	2
	A=		1	1				1		1		4		4	5
	A/		2	2				2		2		1		1	3
	S=					3	3	3		3	3				3
	E=		1	1	1	1	1	2		1	1				1
	Total		3	4	7	4	10	14	21	6	7	13	5	6	11
WAR	A#	4		4		6	6	10	10		10		3	3	13
	S#	2		2				2							2
	A=		4	4		1	1	5				1		1	1
	A/		1	1		2	2	3				2		2	2
	S=					3	3	3		3	3				3
	E=					1	1	1		1	1		1	1	2
	Total		6	5	11	7	6	13	24	10	4	14	4	3	7

Attacking skills

		Count of SKILL	#SCORE	#SCORE%	NOSCORE	NOSCORE%	=SCORE	=SCORE%	EFF	
8	BACKAERT	WAR	9	5	56%	2	22%	2	22%	33%
7	Kvalen	PUU	11	4	36%	4	36%	3	27%	9%
2	POELMAN	WAR	4	3	75%	1	25%	0	0%	75%
9	De Schrijver	WAR	10	3	30%	3	30%	4	40%	-10%
4	COLSON	PUU	2	2	100%	0	0%	0	0%	100%
4	DE BRABANDERE	WAR	2	2	100%	0	0%	0	0%	100%
2	KRUYNER	PUU	2	1	50%	1	50%	0	0%	50%
5	KOEKELKOREN	PUU	4	1	25%	3	75%	0	0%	25%
7	DEVILLE	WAR	1	1	100%	0	0%	0	0%	100%
9	Mijatovic	PUU	3	1	33%	1	33%	1	33%	0%
1	Stoev	PUU	1	0	0%	0	0%	1	100%	-100%
5	SOPHIE	WAR	1	0	0%	1	100%	0	0%	0%
11	Nagy	PUU	2	0	0%	2	100%	0	0%	0%



2014-2015

DATA

BelgiumVolleyStats.be
By Marnix Acar

© Trainerstuff.be
By Wouter Laroy

VIZ

(20141026) WAR ~ PUU (2 ~ 3)
Set analysis - Set 4

TEAM_NAME

- PUU
- WAR

UPPER LEFT:

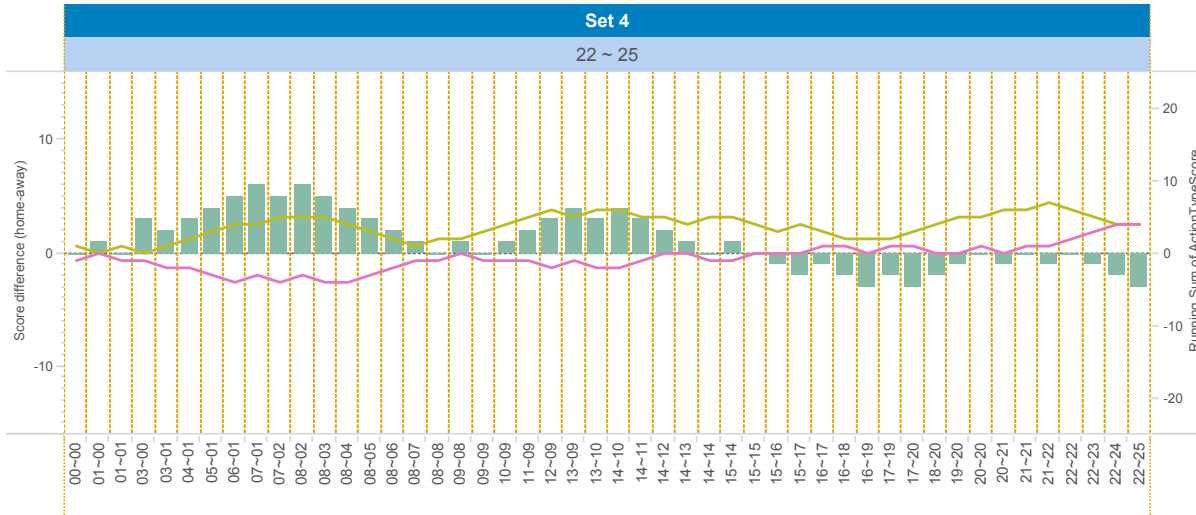
+1: A# - B# - S# -1: A=, A/, B=, B/, S=, R=, D=, F=, S=

LOWER LEFT:

TOI = Team of Interest = Team analyzed OPP = Opponent
XXXServe = who served XXXSCORE = who got the point

LOWER RIGHT:

Attack sorted on #SCORE



Attacking skills

		Set 4																
		TOIServe						OPPServe										
		TOISCORE			OPPSCORE			Total	TOISCORE			OPPSCORE			Total			
TOI	Scorin..	TOI	OPP	Total	TOI	OPP	Total		TOI	OPP	Total	TOI	OPP	Total				
PUU	A#	4		4			10	10	14			9			5	5	14	
	S#	1		1					1						2	2	2	
	A=		3	3					3		1		1				1	
	A/		3	3		1	1	4		1	1	2					3	
	S=					2	2	2			1	1						1
	E=										2	2						2
	Total	5	6	11	3	10	13	24	9	5	14	2	7	9			23	
WAR	A#	5		5			9	9	14			10			4	4	14	
	S#	2		2					2					1	1	1	1	
	A=				1	1	1	1				3					3	
	A/		2	2	1	1	3		1	1	3	3					4	
	S=				1	1	1	1			2	2						2
	E=				2	2	2	2										2
	Total	7	2	9	5	9	14	23	10	3	13	6	5	11			24	

		Count of SKILL	#SCORE	#SCORE%	NOSCORE	NOSCORE%	=SCORE	=SCORE%	EFF	
9	De Schrijver	WAR	16	6	38%	7	44%	3	19%	19%
4	COLSON	PUU	10	5	50%	4	40%	1	10%	40%
2	POELMAN	WAR	7	4	57%	3	43%	0	0%	57%
7	Kvalen	PUU	17	4	24%	13	76%	0	0%	24%
5	KOEKELKOREN	PUU	5	3	60%	2	40%	0	0%	60%
8	BACKAERT	WAR	10	3	30%	2	20%	5	50%	-20%
4	DE BRABANDERE	WAR	5	2	40%	3	60%	0	0%	40%
1	Stoev	PUU	1	1	100%	0	0%	0	0%	100%
2	KRUYNER	PUU	1	0	0%	1	100%	0	0%	0%
7	DEVILLE	WAR	1	0	0%	1	100%	0	0%	0%
9	Mijatovic	PUU	1	0	0%	0	0%	1	100%	####
11	Nagy	PUU	1	0	0%	0	0%	1	100%	####



2014-2015

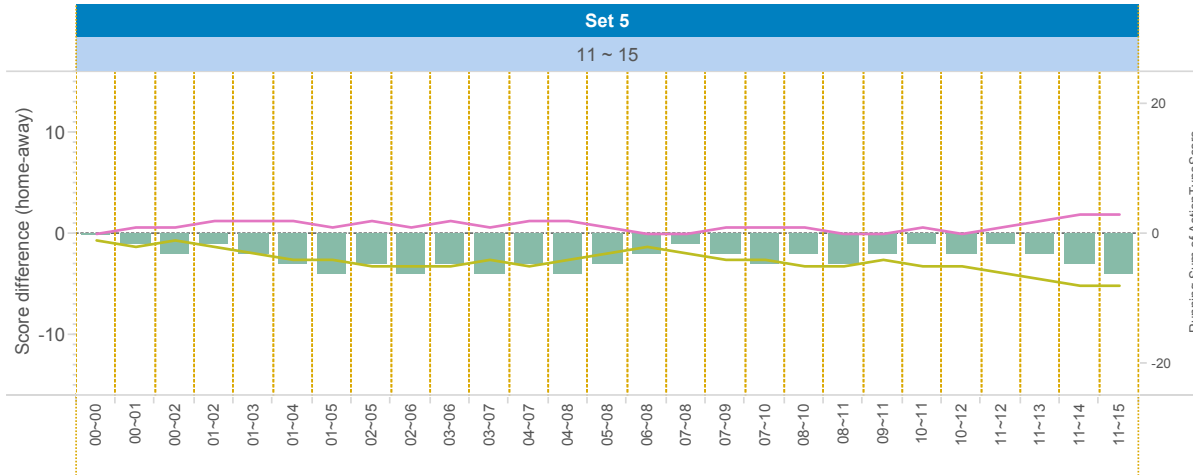
DATA

BelgiumVolleyStats.be
By Marnix Acar

© Trainerstuff.be
By Wouter Laroy

ZIV

(20141026) WAR ~ PUU (2 ~ 3)
Set analysis - Set 5



TEAM_NAME

PUU
WAR

UPPER LEFT:

+1: A# - B# - S# -1: A=, A/, B=, B/, S=, R=, D=, F=, S=

LOWER LEFT:

TOI = Team of Interest = Team analyzed OPP = Opponent
XXXServe = who served XXXSCORE = who got the point

LOWER RIGHT:

Attack sorted on #SCORE

Attacking skills

		Set 5													
		TOIServe						OPPServe							
		TOIScore			OPPScore			Total	TOIScore			OPPScore			Total
TOI	Scorin..	TOI	OPP	Total	TOI	OPP	Total	TOI	OPP	Total	TOI	OPP	Total	Total	
PUU	A#	1		1		2	2	3	5		5		1	1	6
	A/		3	3	1		1	4		1	1	2		2	3
	A=		3	3	1		1	4		1	1			1	1
	E=				1		1	1							
	S=				3		3	3		1	1				1
	Total		1	6	7	6	2	8	15	5	3	8	2	1	3
WAR	A#	1		1		5	5	6	2		2		1	1	3
	A/		2	2	1		1	3		1	1	3		3	4
	A=				1		1	1		1	1	3		3	4
	E=									1	1				1
	S=				1		1	1		3	3				3
	Total		1	2	3	3	5	8	11	2	6	8	6	1	7

		Count of SKILL	#SCORE	#SCORE%	NOSCORE	NOSCORE%	=SCORE	=SCORE%	EFF
4 COLSON	PUU	6	3	50%	2	33%	1	17%	33%
7 Kvalen	PUU	6	2	33%	3	50%	1	17%	17%
7 DEVILLE	WAR	2	1	50%	1	50%	0	0%	50%
8 BACKAERT	WAR	5	1	20%	1	20%	3	60%	-40%
9 De Schrijver	WAR	4	1	25%	1	25%	2	50%	-25%
11 Nagy	PUU	3	1	33%	1	33%	1	33%	0%
2 POELMAN	WAR	1	0	0%	0	0%	1	100%	####
4 DE BRABANDERE	WAR	3	0	0%	1	33%	2	67%	-67%
5 KOEKELKOREN	PUU	1	0	0%	0	0%	1	100%	####
11 VERBOOMEN	WAR	2	0	0%	2	100%	0	0%	0%



2014-2015

DATA

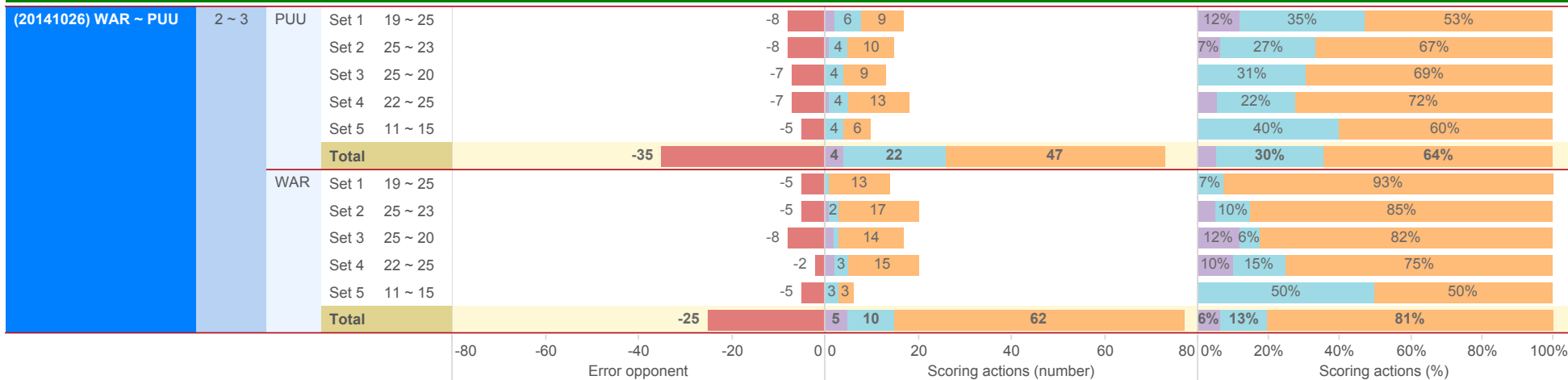
BelgiumVolleyStats.be
By Marnix Acar

© **Trainerstuff.be**
By Wouter Laroy

VIZ

(20141026) WAR ~ PUU (2 ~ 3)

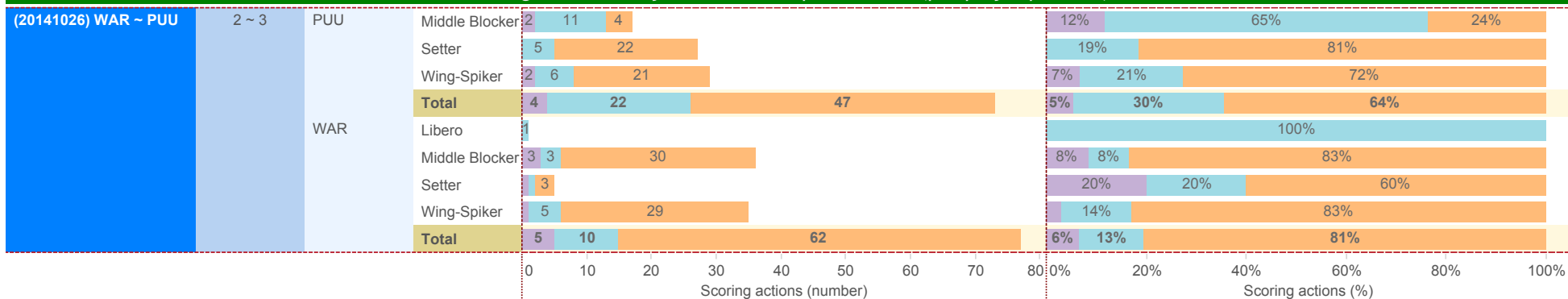
Scoring Actions Analyzed: how were points made (per set)





2014-2015

(20141026) WAR ~ PUU (2 ~ 3)
 Scoring Actions Analyzed: how were points made (per player position)



S - Serve
 B - Block
 A - Attack



2014-2015

DATA

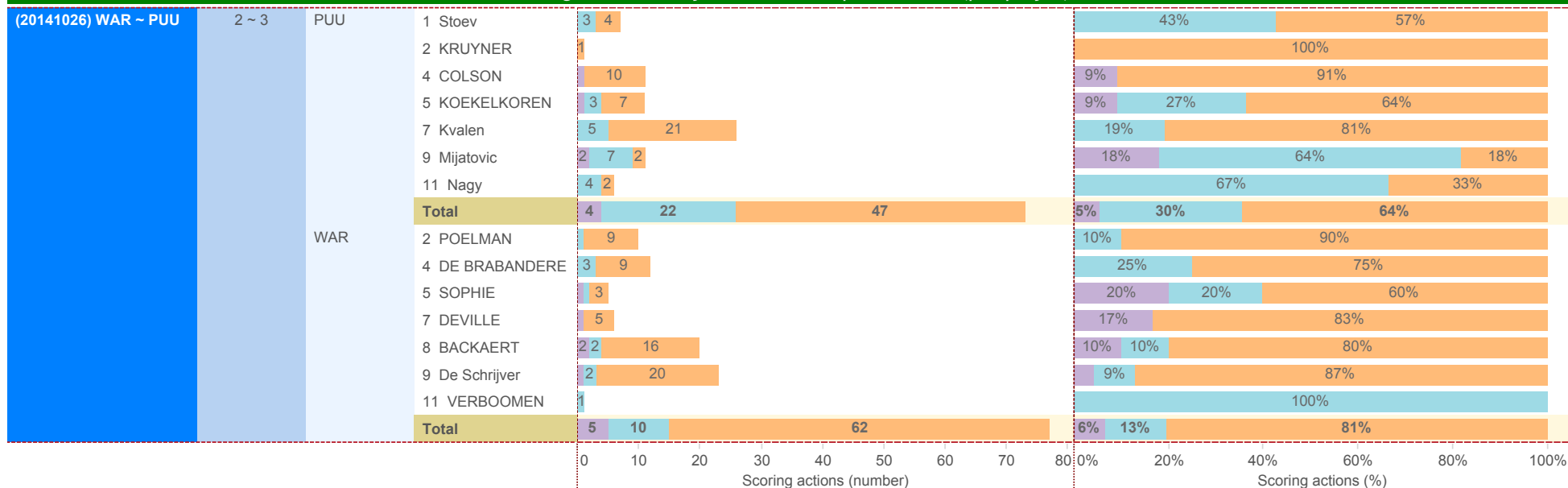
BelgiumVolleyStats.be
By Marnix Acar

© Trainerstuff.be
By Wouter Laroy

VIZ

(20141026) WAR ~ PUU (2 ~ 3)

Scoring Actions Analyzed: how were points made (per player)



S - Serve B - Block A - Attack



2014-2015

DATA

BelgiumVolleyStats.be
By Marnix Acar

© Trainerstuff.be
By Wouter Laroy

VIZ

(20141026) WAR ~ PUU (2 ~ 3)
Skills in detail (per player position): Attack/Block

A - Attack	PUU	Middle Blocker	#		!	-		/		=		Count of SKILL	EFF
			Game Lost	Game Won		Game Lost	Game Won	Game Lost	Game Won	Game Lost	Game Won		
A - Attack	PUU	Middle Blocker	4 (25%)	5 (31%)			5 (31%)	2 (13%)	16	-19%	25%		
		Setter	22 (35%)	25 (40%)		10 (16%)	2 (3%)	4 (6%)	63		27%		
		Wing-Spiker	21 (40%)	15 (29%)		9 (17%)	3 (6%)	4 (8%)	52		21%		
		Total	47 (36%)	45 (34%)		19 (15%)	10 (8%)	10 (8%)	131				
	WAR	Libero		2 (50%)		1 (25%)		1 (25%)	4	-25%	14%		
		Middle Blocker	30 (42%)	12 (17%)		9 (13%)	11 (15%)	9 (13%)	71		43%		
		Setter	3 (43%)	4 (57%)					7		16%		
		Wing-Spiker	29 (39%)	22 (29%)		7 (9%)	11 (15%)	6 (8%)	75		15%		
	Total	62 (39%)	40 (25%)		17 (11%)	22 (14%)	16 (10%)	157					
	B - Block	PUU	Middle Blocker	11 (34%)	7 (22%)		6 (19%)		8 (25%)	32		9%	
Setter			5 (26%)	7 (37%)		1 (5%)		6 (32%)	19	-5%	8%		
Wing-Spiker			6 (50%)	1 (8%)				5 (42%)	12		5%		
Total			22 (35%)	15 (24%)		7 (11%)		19 (30%)	63				
WAR		Libero	1 (33%)					2 (67%)	3	-33%			
		Middle Blocker	3 (13%)	6 (25%)		5 (21%)		10 (42%)	24	-29%	63%		
		Setter	1 (25%)	1 (25%)				2 (50%)	4	-25%			
		Wing-Spiker	5 (63%)	3 (38%)					8				
Total		10 (26%)	10 (26%)		5 (13%)		14 (36%)	39		-10%			

■ GAME LOST ■ GAME WON



2014-2015

DATA

BelgiumVolleyStats.be
By Marnix Acar

© Trainerstuff.be
By Wouter Laroy

VIZ

(20141026) WAR ~ PUU (2 ~ 3)

Skills in detail (per player position): Serve/Reception

Skill	Team	Position	Game 1						Total	EFF
			#	+	!	-	/	=		
S - Serve	PUU	Middle Blocker	2 (6%)	8 (22%)	14 (0%)	8 (22%)	4 (11%)	36	-6%	
		Setter	12 (31%)	16 (3%)	7 (18%)	1 (3%)	3 (8%)	39	-8%	
		Wing-Spiker	2 (6%)	4 (12%)	10 (12%)	8 (24%)	4 (12%)	5 (15%)	33	-9%
		Total	4 (4%)	24 (22%)	40 (5%)	23 (21%)	5 (5%)	12 (11%)	108	-7%
		WAR	Libero			1 (0%)			1	0%
	Middle Blocker	3 (7%)	5 (12%)	15 (5%)	13 (30%)	2 (5%)	5 (12%)	43	-5%	
	Setter	1 (4%)	9 (38%)	5 (4%)	5 (21%)	1 (4%)	3 (13%)	24	-8%	
	Wing-Spiker	1 (3%)	6 (18%)	17 (12%)	2 (6%)	4 (12%)	4 (12%)	34	-9%	
	Total	5 (5%)	20 (20%)	38 (7%)	20 (20%)	7 (7%)	12 (12%)	102	-7%	
	R - Reception	PUU	Libero	2 (18%)	6 (55%)		2 (18%)	1 (9%)	11	0%
Middle Blocker			1 (33%)	1 (33%)		1 (33%)		3	0%	
Setter				1 (100%)				1	0%	
Wing-Spiker			17 (23%)	30 (40%)		17 (23%)	6 (8%)	5 (7%)	75	-7%
Total			20 (22%)	38 (42%)		20 (22%)	7 (8%)	5 (6%)	90	-6%
WAR		Libero	8 (24%)	12 (35%)		10 (29%)	2 (6%)	2 (6%)	34	-6%
Middle Blocker					1 (100%)			1	0%	
Wing-Spiker		15 (25%)	28 (46%)		13 (21%)	3 (5%)	2 (3%)	61	-3%	
Total		23 (24%)	40 (42%)		24 (25%)	5 (5%)	4 (4%)	96	-4%	

■ GAME LOST ■ GAME WON



2014-2015

DATA

BelgiumVolleyStats.be
By Marnix Acar

© Trainerstuff.be
By Wouter Laroy

VIZ

(20141026) WAR ~ PUU (2 ~ 3)

Skills in detail (per player): Attack

A - Attack		PUU	WAR	#	+	!	-	/	=	Count of SKILL	EFF
1	Stoev	4 (31%)	4 (31%)				2 (15%)	1 (8%)	2 (15%)	13	8%
2	KRUYNER	1 (20%)	1 (20%)				3 (60%)			5	20%
4	COLSON	10 (56%)	4 (22%)				2 (11%)	1 (6%)	1 (6%)	18	44%
5	KOEKELKOREN	7 (33%)	7 (33%)				5 (24%)	1 (5%)	1 (5%)	21	24%
7	Kvalen	21 (36%)	24 (41%)				7 (12%)	2 (3%)	4 (7%)	58	26%
9	Mijatovic	2 (25%)	2 (25%)					3 (38%)	1 (13%)	8	-25%
11	Nagy	2 (25%)	3 (38%)					2 (25%)	1 (13%)	8	-13%
Total		47 (36%)	45 (34%)				19 (15%)	10 (8%)	10 (8%)	131	21%
2	POELMAN	9 (50%)	4 (22%)				4 (22%)	1 (6%)		18	44%
4	DE BRABANDERE	9 (41%)	3 (14%)				4 (18%)	5 (23%)	1 (5%)	22	14%
5	SOPHIE	3 (43%)	4 (57%)						1 (13%)	7	43%
7	DEVILLE	5 (63%)	2 (25%)						1 (13%)	8	50%
8	BACKAERT	16 (36%)	6 (13%)				5 (11%)	10 (22%)	8 (18%)	45	-4%
9	De Schrijver	20 (38%)	19 (36%)				3 (6%)	6 (11%)	5 (9%)	53	17%
11	VERBOOMEN		2 (50%)				1 (25%)		1 (25%)	4	-25%
Total		62 (39%)	40 (25%)				17 (11%)	22 (14%)	16 (10%)	157	15%
		#	+	!	-	/	=	Count of SKILL		EFF	

GAME LOST GAME WON



2014-2015

DATA

BelgiumVolleyStats.be
By Marnix Acar

© Trainerstuff.be
By Wouter Laroy

VIZ

(20141026) WAR ~ PUU (2 ~ 3)
Skills in detail (per player): Block

B - Block	PUU	Player	Skill					Count of SKILL	EFF		
			#	+	!	-	/				
B - Block	PUU	1 Stoev	3 (60%)					2 (40%)	5	20%	
		2 KRUYNER		4 (50%)				3 (38%)	8	-38%	
		4 COLSON						1 (100%)	1	-100%	
		5 KOEKLKOREN	3 (50%)	1 (17%)				2 (33%)	6	17%	
		7 Kvalen	5 (45%)	3 (27%)				3 (27%)	11	18%	
		9 Mijatovic	7 (39%)	3 (17%)		5 (28%)		3 (17%)	18	22%	
		11 Nagy	4 (29%)	4 (29%)		1 (7%)		5 (36%)	14	-7%	
		Total	22 (35%)	15 (24%)		7 (11%)		19 (30%)	63	5%	
		WAR	2 POELMAN	1 (7%)	5 (33%)				7 (47%)	15	-40%
			4 DE BRABANDERE	3 (75%)	1 (25%)					4	75%
			5 SOPHIE	1 (25%)	1 (25%)				2 (50%)	4	-25%
	7 DEVILLE			1 (33%)		1 (33%)		1 (33%)	3	-33%	
8 BACKAERT	2 (33%)				2 (33%)		2 (33%)	6	0%		
9 De Schrijver	2 (50%)		2 (50%)					4	50%		
11 VERBOOMEN	1 (33%)						2 (67%)	3	-33%		
Total	10 (26%)		10 (26%)		5 (13%)		14 (36%)	39	-10%		
		#	+	!	-	/	=	Count of SKILL	EFF		

■ GAME LOST ■ GAME WON



2014-2015

DATA

BelgiumVolleyStats.be
By Marnix Acar

© Trainerstuff.be
By Wouter Laroy

VIZ

(20141026) WAR ~ PUU (2 ~ 3)

Skills in detail (per player): Serve

S - Serve	PUU	Player	Skill Categories						Count of SKILL	EFF
			#	+	!	-	/	=		
S - Serve	PUU	1 Stoev	1 (17%)	2 ()	2 (33%)	1 (17%)	6	-17%		
		2 KRUYNER	4 (21%)	8 (5%)	4 (21%)	1 (5%)	19	-11%		
		4 COLSON	1 (13%)	2 (25%)	1 ()	2 (25%)	8	-13%		
		5 KOEKELKOREN	1 (5%)	1 (5%)	7 (21%)	4 (21%)	4 (21%)	19	-5%	
		7 Kvalen	8 (40%)	8 ()	3 (15%)	1 (5%)	20	-5%		
		9 Mijatovic	2 (8%)	3 (13%)	11 ()	6 (25%)	2 (8%)	24	0%	
		11 Nagy	5 (42%)	3 ()	2 (17%)	2 (17%)	12	-17%		
		Total	4 (4%)	24 (22%)	40 (5%)	23 (21%)	5 (5%)	12 (11%)	108	-7%
		WAR	2 POELMAN	5 (8%)	6 (46%)	1 (8%)	1 (8%)	13	-8%	
			4 DE BRABANDERE	3 (18%)	10 (6%)	2 (12%)	1 (6%)	17	-6%	
	5 SOPHIE		1 (5%)	8 (40%)	4 ()	4 (20%)	3 (15%)	20	-10%	
	7 DEVILLE		1 (6%)	4 (24%)	6 ()	5 (29%)	1 (6%)	17	0%	
	8 BACKAERT		2 (15%)	1 (8%)	4 (8%)	2 (15%)	1 (8%)	3 (23%)	13	-8%
	9 De Schrijver		1 (6%)	3 (18%)	7 (18%)	3 (18%)	3 (18%)	17	-12%	
	11 VERBOOMEN		1 ()	1 ()	1 ()	1 ()	1	1	0%	
	14 WAGENER		1 (25%)	1 (25%)	1 (25%)	1 (25%)	1 (25%)	4	0%	
	Total	5 (5%)	20 (20%)	38 (7%)	20 (20%)	7 (7%)	12 (12%)	102	-7%	
			#	+	!	-	/	=	Count of SKILL	EFF

GAME LOST GAME WON



2014-2015

DATA

BelgiumVolleyStats.be
By Marnix Acar

© Trainerstuff.be
By Wouter Laroy

VIZ

(20141026) WAR ~ PUU (2 ~ 3)
Skills in detail (per player): Reception

R - Reception	PUU	1 Stoev	2 KRUYNER	4 COLSON	5 KOEKELKOREN	9 Mijatovic	10 DE BONT	11 Nagy	Total	WAR	1 COUCKE	4 DE BRABANDERE	7 DEVILLE	9 De Schrijver	11 VERBOOMEN	Total	#	+	!	-	/	=	Count of SKILL	EFF	
		3 (16%)	9 (47%)																						
			1 (100%)																				19	-11%	
		5 (26%)	5 (26%)																				19	-5%	
		9 (24%)	16 (43%)																				37	-5%	
						1 (100%)																	1	0%	
		2 (18%)	6 (55%)			2 (18%)																	11	0%	
		1 (50%)	1 (50%)																				2	0%	
		20 (22%)	38 (42%)																				90	-6%	
	WAR																								
		7 (22%)	11 (34%)																					32	-6%
		7 (30%)	9 (39%)																					23	-9%
						1 (100%)																	1	0%	
		8 (21%)	19 (50%)																					38	0%
		1 (50%)	1 (50%)																					2	0%
		23 (24%)	40 (42%)																					96	-4%

GAME LOST GAME WON