



2014-2015

DATA

**BelgiumVolleyStats.be**  
By Marnix Acar

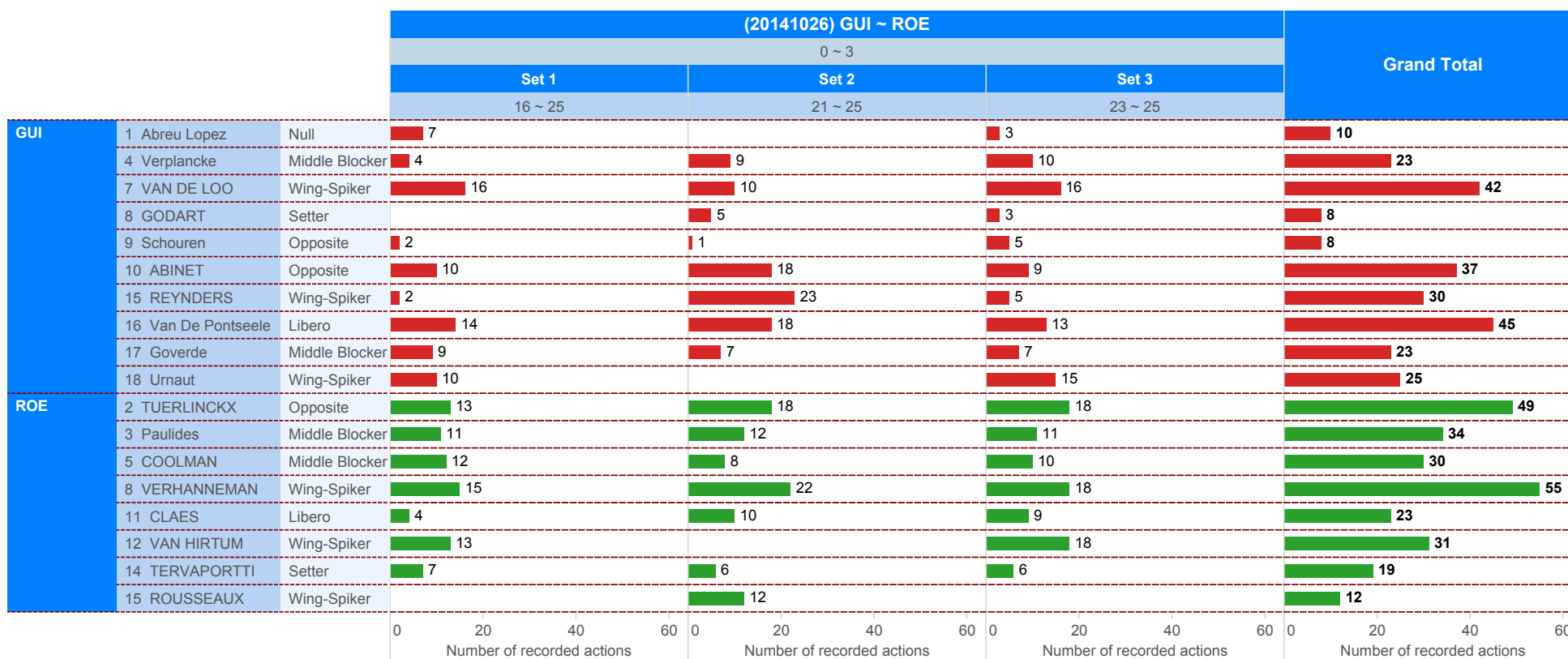
© **Trainerstuff.be**  
By Wouter Laroy

VIZ

Scouting data provided by: Marnix Acar - [www.BelgiumVolleyStats.be](http://www.BelgiumVolleyStats.be)

Data processing and vizualization: Wouter Laroy - [www.trainerstuff.be](http://www.trainerstuff.be)

Questions/Remarks/Suggestions: [info@belgiumvolleystats.be](mailto:info@belgiumvolleystats.be) - [wouterstrainerstuff@gmail.com](mailto:wouterstrainerstuff@gmail.com)



■ SET LOST ■ SET WON



2014-2015

**(20141026) GUI ~ ROE (0 ~ 3)**  
*Game analysis*

		TOIServe						OPPServe							
TOI	ScoringActi..	TOISCORE			OPPSCORE			Total	TOISCORE			OPPSCORE			Total
		TOI	OPP	Total	TOI	OPP	Total		TOI	OPP	Total	TOI	OPP	Total	
<b>GUI</b>	A#	6		6		34	34	40		32		13	13	45	
	S#	1		1				1				3	3	3	
	A=		4	4	1		1	5			7		7	7	
	A/		6	6				6		1	8		8	9	
	S=				7		7	7		8		8		8	
	F=								1	1				1	
	<b>Total</b>	7	10	17	8	34	42	59	32	10	42	15	16	31	73
<b>ROE</b>	A#	13		13		32	32	45		34		6	6	40	
	S#	3		3				3				1	1	1	
	A=		7	7				7		1		4		5	
	A/		8	8	1		1	9			6		6	6	
	S=				8		8	8		7		7		7	
	F=				1		1	1							
	<b>Total</b>	16	15	31	10	32	42	73	34	8	42	10	7	17	59

**Attack**

		Count of SKILL	#SCORE%	=SCORE%	EFF
1 Abreu Lopez	GUI	1	100%	0%	100%
8 GODART	GUI	1	100%	0%	100%
5 COOLMAN	ROE	6	83%	17%	67%
3 Paulides	ROE	8	75%	13%	63%
9 Schouren	GUI	4	75%	0%	75%
14 TERVAPORTTI	ROE	4	75%	25%	50%
15 ROUSSEAUX	ROE	7	71%	14%	57%
4 Verplancke	GUI	5	60%	0%	60%
8 VERHANNEMAN	ROE	21	57%	5%	52%
10 ABINET	GUI	26	54%	15%	38%
2 TUERLINCKX	ROE	26	50%	19%	31%
15 REYNDERS	GUI	11	45%	18%	27%
7 VAN DE LOO	GUI	20	40%	20%	20%
12 VAN HIRTUM	ROE	8	38%	13%	25%
18 Urnaut	GUI	11	18%	55%	-36%
17 Goverde	GUI	6	17%	0%	17%

**Block**

		Count of SKILL	#
17 Goverde	GUI	8	4
5 COOLMAN	ROE	10	2
7 VAN DE LOO	GUI	5	2
14 TERVAPORTTI	ROE	6	2
2 TUERLINCKX	ROE	4	1
3 Paulides	ROE	13	1
8 VERHANNEMAN	ROE	5	1
12 VAN HIRTUM	ROE	2	1
15 REYNDERS	GUI	6	1
1 Abreu Lopez	GUI	3	
4 Verplancke	GUI	5	
8 GODART	GUI	2	
10 ABINET	GUI	3	
18 Urnaut	GUI	1	

**Serve**

		Count of SKILL	#%	=%
7 VAN DE LOO	GUI	10	10%	20%
8 VERHANNEMAN	ROE	12	8%	8%
5 COOLMAN	ROE	14	7%	
2 TUERLINCKX	ROE	19	5%	5%
1 Abreu Lopez	GUI	6		
3 Paulides	ROE	11		9%
4 Verplancke	GUI	12		17%
8 GODART	GUI	4		25%
9 Schouren	GUI	2		
10 ABINET	GUI	7		14%
12 VAN HIRTUM	ROE	6		33%
14 TERVAPORTTI	ROE	9		22%
15 REYNDERS	GUI	6		17%
15 ROUSSEAUX	ROE	3		33%
17 Goverde	GUI	9		
18 Urnaut	GUI	5		

**Reception**

		Count of SKILL	#%	+%	=%
11 CLAES	ROE	23	52%	22%	4%
8 VERHANNEMAN	ROE	14	36%	36%	
16 Van De Pontseele	GUI	44	25%	23%	5%
12 VAN HIRTUM	ROE	15	20%	53%	
7 VAN DE LOO	GUI	5		60%	
8 GODART	GUI	1			
9 Schouren	GUI	2			
15 REYNDERS	GUI	6		17%	
15 ROUSSEAUX	ROE	2		50%	
18 Urnaut	GUI	7		29%	

**UPPER:**

TOI = Team of Interest = Team analyzed    OPP = Opponent  
 XXXServe = who served    XXXSCORE = who got the point



2014-2015

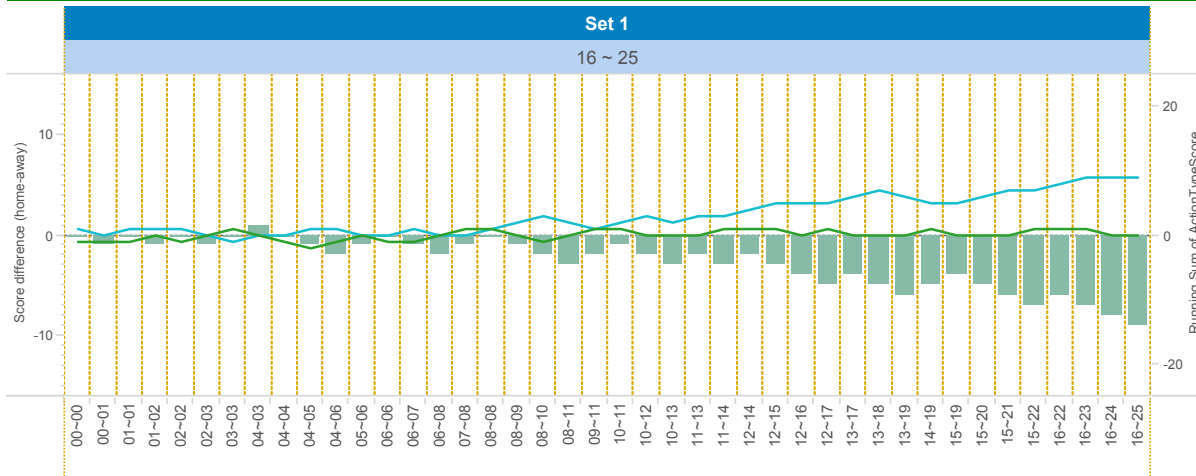
DATA

BelgiumVolleyStats.be  
By Marnix Acar

© Trainerstuff.be  
By Wouter Laroy

VIZ

(20141026) GUI ~ ROE (0 ~ 3)  
Set analysis - Set 1



TEAM\_NAME

- GUI
- ROE

UPPER LEFT:

+1: A# - B# - S# -1: A=, A/, B=, B/, S=, R=, D=, F=, S=

LOWER LEFT:

TOI = Team of Interest = Team analyzed OPP = Opponent  
XXXServe = who served XXXSCORE = who got the point

LOWER RIGHT:

Attack sorted on #SCORE

Attacking skills

		Set 1													
		TOIServe						OPPServe							
		TOIScore			OPPScore			Total	TOIScore			OPPScore			Total
TOI	Scorin..	TOI	OPP	Total	TOI	OPP	Total		TOI	OPP	Total	TOI	OPP	Total	
GUI	A#	2		2		8	8	10	8		8		6	6	14
	S#	1		1				1				2	2	2	
	A=											3	3	3	
	A/		2	2				2			3		3	3	
	S=					3	3	3		2	2			2	
	F=									1	1			1	
	<b>Total</b>		3	2	5	3	8	11	16	8	3	11	6	8	14
ROE	A#	6		6		8	8	14	8		8		2	2	10
	S#	2		2				2				1	1	1	
	A=		3	3				3							
	A/		3	3				3			2		2	2	
	S=					2	2	2		3	3			3	
	F=					1	1	1							
	<b>Total</b>		8	6	14	3	8	11	25	8	3	11	2	3	5

		Count of SKILL	#SCORE	#SCORE%	NOSCORE	NOSCORE%	=SCORE	=SCORE%	EFF	
10	ABINET	GUI	8	5	63%	3	38%	0	0%	63%
2	TUERLINCKX	ROE	6	3	50%	2	33%	1	17%	33%
7	VAN DE LOO	GUI	8	3	38%	3	38%	2	25%	13%
8	VERHANNEMAN	ROE	5	3	60%	2	40%	0	0%	60%
3	Paulides	ROE	3	2	67%	0	0%	1	33%	33%
5	COOLMAN	ROE	2	2	100%	0	0%	0	0%	100%
12	VAN HIRTUM	ROE	4	2	50%	2	50%	0	0%	50%
14	TERVAPORTTI	ROE	2	2	100%	0	0%	0	0%	100%
1	Abreu Lopez	GUI	1	1	100%	0	0%	0	0%	100%
4	Verplancke	GUI	2	1	50%	1	50%	0	0%	50%
17	Goverde	GUI	4	0	0%	4	100%	0	0%	0%
18	Urnaut	GUI	5	0	0%	1	20%	4	80%	-80%



2014-2015

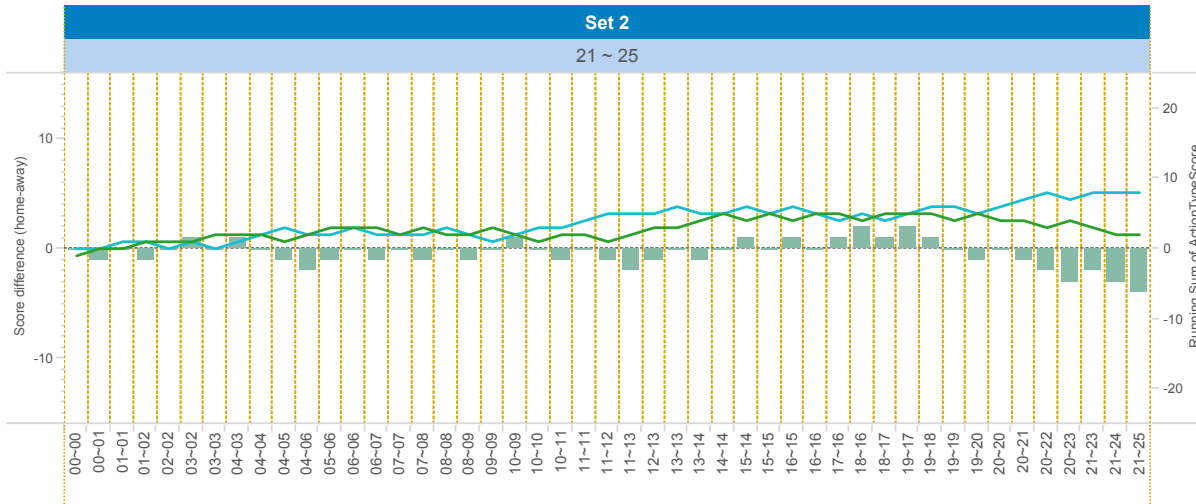
DATA

BelgiumVolleyStats.be  
By Marnix Acar

© Trainerstuff.be  
By Wouter Laroy

VIZ

(20141026) GUI ~ ROE (0 ~ 3)  
Set analysis - Set 2



TEAM\_NAME

- GUI
- ROE

UPPER LEFT:

+1: A# - B# - S#    -1: A=, A/, B=, B/, S=, R=, D=, F=, S=

LOWER LEFT:

TOI = Team of Interest = Team analyzed    OPP = Opponent  
XXXServe = who served    XXXSCORE = who got the point

LOWER RIGHT:

Attack sorted on #SCORE

Attacking skills

		Set 2													
		TOIServe						OPPServe							
		TOISCORE			OPPSCORE			Total	TOISCORE			OPPSCORE			Total
TOI	Scorin..	TOI	OPP	Total	TOI	OPP	Total		TOI	OPP	Total	TOI	OPP	Total	
GUI	A#	3		3		14	14	17	12		12		5	5	17
	S#												1	1	1
	A=		2	2				2				2	2	2	
	A/		1	1				1	1	1	1		1	2	
	S=					2	2	2		2	2			2	
	<b>Total</b>		3	3	6	2	14	16	22	12	3	15	3	6	9
ROE	A#	5		5		12	12	17	14		14		3	3	17
	S#	1		1				1							1
	A=		2	2				2				2	2	2	
	A/		1	1		1	1	2				1	1	1	
	S=					2	2	2		2	2			2	
	<b>Total</b>		6	3	9	3	12	15	24	14	2	16	3	3	6

		Count of SKILL	#SCORE	#SCORE%	NOSCORE	NOSCORE%	=SCORE	=SCORE%	EFF	
10	ABINET	GUI	11	6	55%	3	27%	2	18%	36%
2	TUERLINCKX	ROE	11	5	45%	3	27%	3	27%	18%
15	REYNDERS	GUI	9	5	56%	4	44%	0	0%	56%
15	ROUSSEAUX	ROE	7	5	71%	1	14%	1	14%	57%
8	VERHANNEMAN	ROE	7	4	57%	3	43%	0	0%	57%
3	Paulides	ROE	3	3	100%	0	0%	0	0%	100%
4	Verplancke	GUI	2	1	50%	1	50%	0	0%	50%
5	COOLMAN	ROE	1	1	100%	0	0%	0	0%	100%
7	VAN DE LOO	GUI	3	1	33%	1	33%	1	33%	0%
8	GODART	GUI	1	1	100%	0	0%	0	0%	100%
14	TERVAPORTTI	ROE	1	1	100%	0	0%	0	0%	100%
17	Goverde	GUI	2	1	50%	1	50%	0	0%	50%



2014-2015

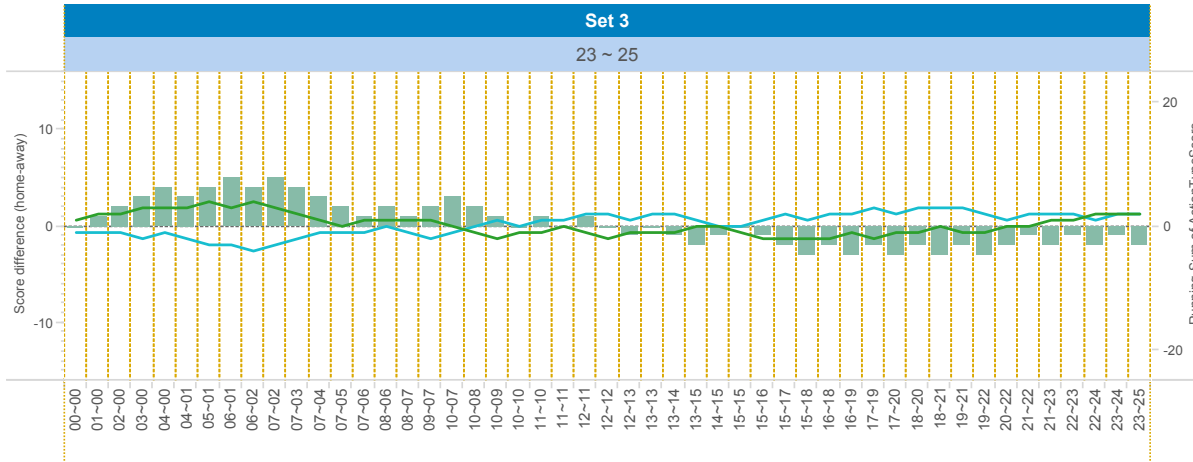
DATA

BelgiumVolleyStats.be  
By Marnix Acar

© Trainerstuff.be  
By Wouter Laroy

VIZ

(20141026) GUI ~ ROE (0 ~ 3)  
Set analysis - Set 3



TEAM\_NAME

- GUI
- ROE

UPPER LEFT:

+1: A# - B# - S#    -1: A=, A/, B=, B/, S=, R=, D=, F=, S=

LOWER LEFT:

TOI = Team of Interest = Team analyzed    OPP = Opponent  
XXXServe = who served    XXXSCORE = who got the point

LOWER RIGHT:

Attack sorted on #SCORE

		Set 3													
		TOIServe						OPPServe							
		TOIScore			OPPScore			Total	TOIScore			OPPScore			Total
TOI	Scorin..	TOI	OPP	Total	TOI	OPP	Total	TOI	OPP	Total	TOI	OPP	Total	Total	
GUI	A#	1		1		12	12	13	12		12		2	2	14
	A=		2	2		1	1	3				2	2	2	
	A/		3	3				3				4	4	4	
	S=					2	2	2		4	4			4	
	<b>Total</b>		1	5	6	3	12	15	21	12	4	16	6	2	8
ROE	A#	2		2		12	12	14	12		12		1	1	13
	A=		2	2				2		1	1	2	2	3	
	A/		4	4				4				3	3	3	
	S=					4	4	4		2	2			2	
	<b>Total</b>		2	6	8	4	12	16	24	12	3	15	5	1	6

Attacking skills

		Count of SKILL	#SCORE	#SCORE%	NOSCORE	NOSCORE%	=SCORE	=SCORE%	EFF
2 TUERLINCKX	ROE	9	5	56%	3	33%	1	11%	44%
8 VERHANNEMAN	ROE	9	5	56%	3	33%	1	11%	44%
7 VAN DE LOO	GUI	9	4	44%	4	44%	1	11%	33%
9 Schouren	GUI	4	3	75%	1	25%	0	0%	75%
10 ABINET	GUI	7	3	43%	2	29%	2	29%	14%
5 COOLMAN	ROE	3	2	67%	0	0%	1	33%	33%
18 Urnaut	GUI	6	2	33%	2	33%	2	33%	0%
3 Paulides	ROE	2	1	50%	1	50%	0	0%	50%
4 Verplancke	GUI	1	1	100%	0	0%	0	0%	100%
12 VAN HIRTUM	ROE	4	1	25%	2	50%	1	25%	0%
14 TERVAPORTTI	ROE	1	0	0%	0	0%	1	100%	-100%
15 REYNDERS	GUI	2	0	0%	0	0%	2	100%	-100%



2014-2015

DATA

BelgiumVolleyStats.be  
By Marnix Acar

© Trainerstuff.be  
By Wouter Laroy

VIZ

(20141026) GUI ~ ROE (0 ~ 3)  
Set analysis - Set 4

TEAM\_NAME

GUI

UPPER LEFT:

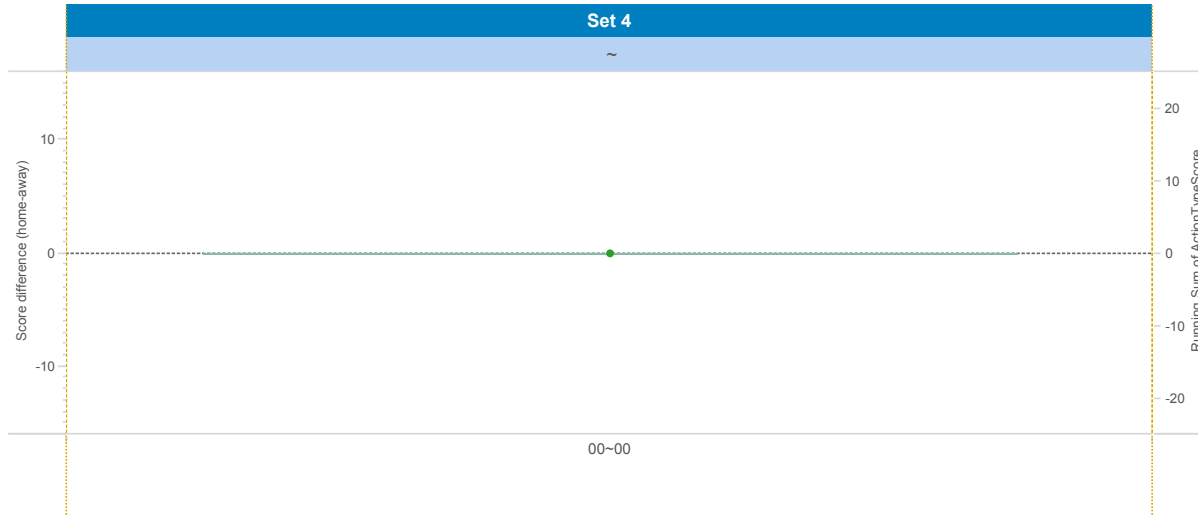
+1: A# - B# - S#    -1: A=, A/, B=, B/, S=, R=, D=, F=, S=

LOWER LEFT:

TOI = Team of Interest = Team analyzed    OPP = Opponent  
XXXServe = who served    XXXSCORE = who got the point

LOWER RIGHT:

Attack sorted on #SCORE



Attacking skills



2014-2015

DATA

**BelgiumVolleyStats.be**  
By Marnix Acar

© **Trainerstuff.be**  
By Wouter Laroy

VIZ

(20141026) GUI ~ ROE (All)  
Set analysis - Set 5

TEAM\_NAME

UPPER LEFT:

+1: A# - B# - S#    -1: A=, A/, B=, B/, S=, R=, D=, F=, S=

LOWER LEFT:

TOI = Team of Interest = Team analyzed    OPP = Opponent  
XXXServe = who served    XXXSCORE = who got the point

LOWER RIGHT:

Attack sorted on #SCORE

Attacking skills



2014-2015

DATA

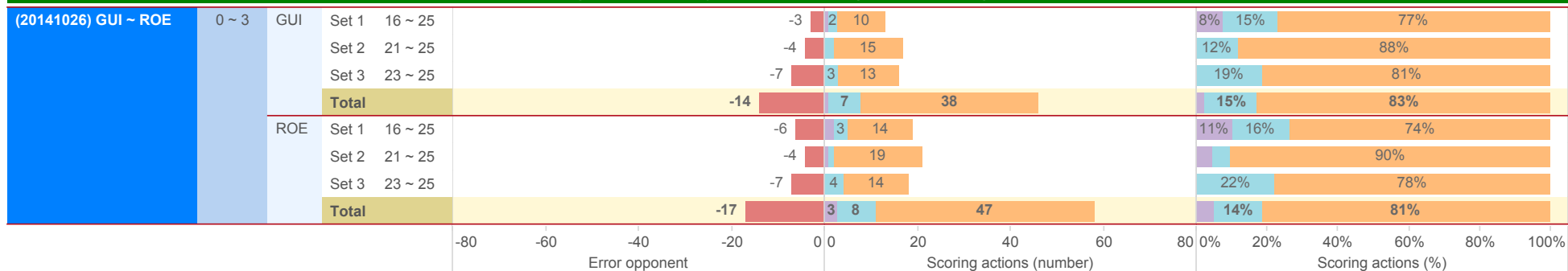
**BelgiumVolleyStats.be**  
By Marnix Acar

© **Trainerstuff.be**  
By Wouter Laroy

VIZ

**(20141026) GUI ~ ROE (0 ~ 3)**

Scoring Actions Analyzed: how were points made (per set)

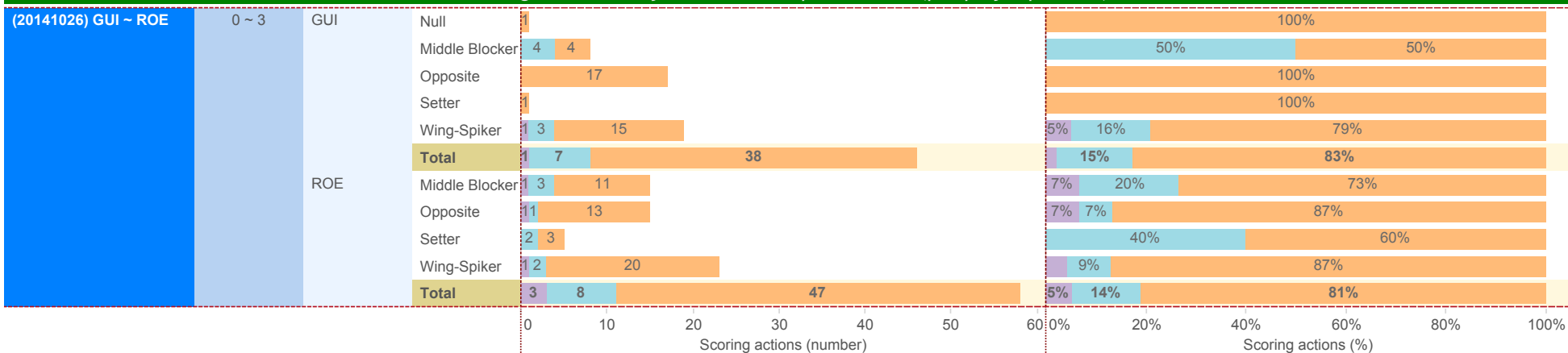






2014-2015

**(20141026) GUI ~ ROE (0 ~ 3)**  
*Scoring Actions Analyzed: how were points made (per player position)*





2014-2015

DATA

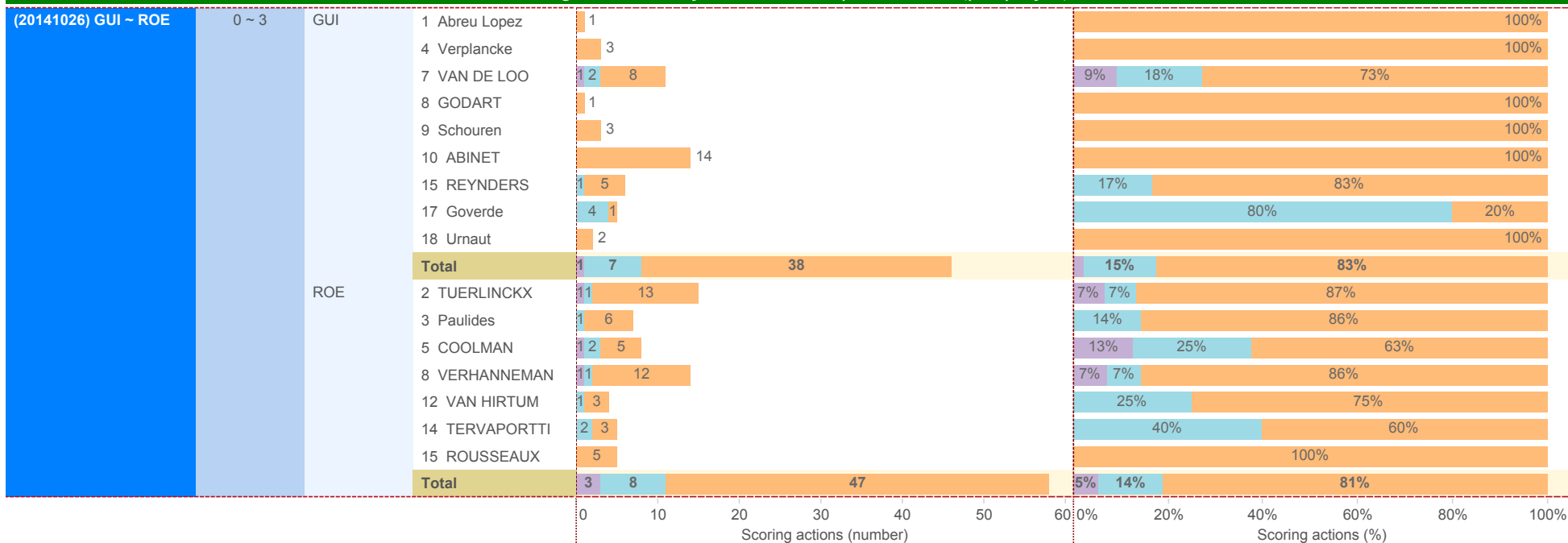
BelgiumVolleyStats.be  
By Marnix Acar

© Trainerstuff.be  
By Wouter Laroy

VIZ

(20141026) GUI ~ ROE (0 ~ 3)

Scoring Actions Analyzed: how were points made (per player)



S - Serve    B - Block    A - Attack



2014-2015

DATA

BelgiumVolleyStats.be  
By Marnix Acar

© Trainerstuff.be  
By Wouter Laroy

VIZ

(20141026) GUI ~ ROE (0 ~ 3)  
Skills in detail (per player position): Attack/Block

Category	Skill	Game Lost						Game Won						Count of SKILL	EFF	
		#	+	!	-	/	=	#	+	!	-	/	=			
A - Attack	GUI	Null	1 (100%)												1	100%
		Middle Blocker	4 (36%)	4 (36%)	2 ()	1 (9%)									11	36%
		Opposite	17 (57%)	4 (13%)	3 (3%)	2 (7%)	1 (3%)	3 (10%)							30	43%
		Setter	1 (100%)												1	100%
		Wing-Spiker	15 (36%)	3 (7%)	4 (17%)	8 (19%)	7 (17%)	5 (12%)							42	7%
	<b>Total</b>	<b>38 (45%)</b>	<b>11 (13%)</b>	<b>9 (9%)</b>	<b>11 (13%)</b>	<b>8 (9%)</b>	<b>8 (9%)</b>							<b>85</b>	<b>26%</b>	
	ROE	Middle Blocker	11 (79%)	1 (7%)			2 (14%)								14	64%
		Opposite	13 (50%)	4 (15%)	1 (8%)	3 (12%)	2 (8%)	3 (12%)							26	31%
		Setter	3 (75%)					1 (25%)							4	50%
		Wing-Spiker	20 (56%)	7 (19%)		6 (17%)	3 (8%)								36	47%
<b>Total</b>		<b>47 (59%)</b>	<b>12 (15%)</b>	<b>1 (9%)</b>	<b>9 (11%)</b>	<b>7 (9%)</b>	<b>4 (5%)</b>							<b>80</b>	<b>45%</b>	
B - Block	GUI	Null		1 (33%)			2 (67%)							3	-67%	
		Middle Blocker	4 (31%)	2 (15%)		1 (8%)	5 (38%)	1 (8%)						13	-15%	
		Opposite		1 (33%)			2 (67%)							3	-67%	
		Setter					2 (100%)							2	-100%	
		Wing-Spiker	3 (25%)	3 (25%)	1 (42%)		5 (42%)							12	-17%	
	<b>Total</b>	<b>7 (21%)</b>	<b>7 (21%)</b>	<b>1 (48%)</b>	<b>1 (3%)</b>	<b>16 (48%)</b>	<b>1 (3%)</b>							<b>33</b>	<b>-30%</b>	
	ROE	Middle Blocker	3 (13%)	2 (9%)	8 (39%)		9 (39%)	1 (4%)							23	-30%
		Opposite	1 (25%)		1 (50%)		2 (50%)								4	-25%
		Setter	2 (33%)	2 (33%)			1 (17%)	1 (17%)							6	0%
		Wing-Spiker	2 (29%)	1 (14%)			4 (57%)								7	-29%
<b>Total</b>		<b>8 (20%)</b>	<b>5 (13%)</b>	<b>9 (40%)</b>		<b>16 (40%)</b>	<b>2 (5%)</b>							<b>40</b>	<b>-25%</b>	

■ GAME LOST ■ GAME WON



2014-2015

DATA

BelgiumVolleyStats.be  
By Marnix Acar

© Trainerstuff.be  
By Wouter Laroy

VIZ

(20141026) GUI ~ ROE (0 ~ 3)										
Skills in detail (per player position): Serve/Reception										
S - Serve	GUI	Null			4 (0)	2 (33%)			6	0%
		Middle Blocker	2 (10%)	6 (10%)	9 (43%)	2 (10%)	2 (10%)	21	-10%	
		Opposite	1 (11%)	2 (0)	5 (56%)		1 (11%)	9	-11%	
		Setter		3 (0)			1 (25%)	4	-25%	
		Wing-Spiker	1 (5%)	8 (38%)	5 (5%)	3 (14%)	1 (5%)	3 (14%)	21	-10%
	<b>Total</b>	<b>1 (2%)</b>	<b>11 (18%)</b>	<b>20 (5%)</b>	<b>19 (31%)</b>	<b>3 (5%)</b>	<b>7 (11%)</b>	<b>61</b>	<b>-10%</b>	
	ROE	Middle Blocker	1 (4%)	9 (36%)	11 (4%)	2 (8%)	1 (4%)	1 (4%)	25	0%
		Opposite	1 (5%)	8 (42%)	2 (5%)	6 (32%)	1 (5%)	1 (5%)	19	0%
		Setter		4 (44%)		3 (33%)		2 (22%)	9	-22%
		Wing-Spiker	1 (5%)	11 (52%)	3 (10%)		2 (10%)	4 (19%)	21	-14%
<b>Total</b>		<b>3 (4%)</b>	<b>32 (43%)</b>	<b>16 (5%)</b>	<b>11 (15%)</b>	<b>4 (5%)</b>	<b>8 (11%)</b>	<b>74</b>	<b>-7%</b>	
R - Reception	GUI	Libero	11 (25%)	10 (23%)	2 (2%)	18 (41%)	1 (2%)	2 (5%)	44	-5%
		Opposite				1 (50%)	1 (50%)		2	0%
		Setter			1 (0)				1	0%
		Wing-Spiker		6 (33%)	1 (11%)	9 (50%)	2 (11%)		18	0%
		<b>Total</b>	<b>11 (17%)</b>	<b>16 (25%)</b>	<b>4 (6%)</b>	<b>28 (43%)</b>	<b>4 (6%)</b>	<b>2 (3%)</b>	<b>65</b>	<b>-3%</b>
	ROE	Libero	12 (52%)	5 (22%)		5 (22%)		1 (4%)	23	-4%
		Wing-Spiker	8 (26%)	14 (45%)		6 (19%)	3 (10%)		31	0%
		<b>Total</b>	<b>20 (37%)</b>	<b>19 (35%)</b>		<b>11 (20%)</b>	<b>3 (6%)</b>	<b>1 (2%)</b>	<b>54</b>	<b>-2%</b>
			0 10 20 30	0 20 40	0 10 20 30	0 20 40	0 2 4 6	0 5 10	0 50	-30% -20% -10%
			#	+	!	-	/	=	Count of SKILL	EFF

■ GAME LOST    ■ GAME WON



2014-2015

DATA

BelgiumVolleyStats.be  
By Marnix Acar

© Trainerstuff.be  
By Wouter Laroy

VIZ

(20141026) GUI ~ ROE (0 ~ 3)  
Skills in detail (per player): Attack

A - Attack		GUI	1 (100%)	3 (60%)	8 (40%)	1 (100%)	3 (75%)	14 (54%)	5 (45%)	1 (17%)	2 (18%)	Total	ROE	2 (50%)	3 (75%)	5 (83%)	12 (57%)	3 (38%)	3 (75%)	5 (71%)	Total	#	+	!	-	/	=	Count of SKILL	EFF
		1 Abreu Lopez	1 (100%)										1	2 TUERLINCKX	13 (50%)							47 (59%)						85	26%
		4 Verplancke		1 (20%)		1 ()							3 Paulides	6 (75%)	1 (13%)							12 (15%)					26	60%	
		7 VAN DE LOO		3 (15%)	1 (10%)			4 (20%)	2 (10%)				5 COOLMAN	5 (83%)		1 (17%)						9 (9%)					20	20%	
		8 GODART											8 VERHANNEMAN	12 (57%)	2 (10%)		6 (29%)	1 (5%)				11 (13%)					11	100%	
		9 Schouren				1 ()							12 VAN HIRTUM	3 (38%)	4 (50%)			1 (13%)				8 (9%)					6	75%	
		10 ABINET		4 (15%)	2 (4%)			2 (8%)	1 (4%)				14 TERVAPORTTI	3 (75%)						1 (25%)		7 (9%)					26	38%	
		15 REYNDERS			3 (9%)			1 (9%)	1 (9%)				15 ROUSSEAU	5 (71%)	1 (14%)							4 (5%)					11	27%	
		17 Goverde		3 (50%)	1 ()			1 (17%)																		6	17%		
		18 Urnaut						3 (27%)	4 (36%)																	11	-36%		
		<b>Total</b>	<b>38 (45%)</b>	<b>11 (13%)</b>	<b>9 (9%)</b>	<b>11 (13%)</b>	<b>8 (9%)</b>	<b>8 (9%)</b>	<b>8 (9%)</b>	<b>8 (9%)</b>	<b>8 (9%)</b>	<b>85</b>	<b>Total</b>	<b>47 (59%)</b>	<b>12 (15%)</b>	<b>1 (9%)</b>	<b>9 (11%)</b>	<b>7 (9%)</b>	<b>4 (5%)</b>	<b>4 (5%)</b>	<b>80</b>								



2014-2015

DATA

BelgiumVolleyStats.be  
By Marnix Acar

© Trainerstuff.be  
By Wouter Laroy

VIZ

(20141026) GUI ~ ROE (0 ~ 3)  
Skills in detail (per player): Block

B - Block	GUI	Skills in detail (per player): Block							Count of SKILL	EFF
		#	+	!	-	/	=			
	1 Abreu Lopez	1 (33%)						2 (67%)	3	-67%
	4 Verplancke	1 (20%)						3 (60%)	5	-80%
	7 VAN DE LOO	2 (40%)	1 (20%)	1 (20%)			1 (20%)	1 (20%)	5	20%
	8 GODART							2 (100%)	2	-100%
	10 ABINET	1 (33%)						2 (67%)	3	-67%
	15 REYNDERS	1 (17%)	1 (17%)					4 (67%)	6	-50%
	17 Goverde	4 (50%)	1 (13%)		1 (13%)		2 (25%)		8	25%
	18 Urnaut		1 (100%)						1	0%
	<b>Total</b>	<b>7 (21%)</b>	<b>7 (21%)</b>	<b>1 (48%)</b>	<b>1 (3%)</b>	<b>16 (48%)</b>	<b>1 (3%)</b>	<b>33</b>	<b>-30%</b>	
	ROE									
	2 TUERLINCKX	1 (25%)		1 (50%)				2 (50%)	4	-25%
	3 Paulides	1 (8%)	2 (15%)	3 (46%)			6 (46%)	1 (8%)	13	-46%
	5 COOLMAN	2 (20%)		5 (30%)			3 (30%)		10	-10%
	8 VERHANNEMAN	1 (20%)	1 (20%)				3 (60%)		5	-40%
	12 VAN HIRTUM	1 (50%)					1 (50%)		2	0%
	14 TERVAPORTTI	2 (33%)	2 (33%)				1 (17%)	1 (17%)	6	0%
	<b>Total</b>	<b>8 (20%)</b>	<b>5 (13%)</b>	<b>9 (40%)</b>		<b>16 (40%)</b>	<b>2 (5%)</b>	<b>40</b>	<b>-25%</b>	
		#	+	!	-	/	=	Count of SKILL	EFF	

■ GAME LOST ■ GAME WON





2014-2015

DATA

BelgiumVolleyStats.be  
By Marnix Acar

© Trainerstuff.be  
By Wouter Laroy

VIZ

(20141026) GUI ~ ROE (0 ~ 3)  
Skills in detail (per player): Reception

R - Reception	GUI	Player	Skill						Count of SKILL	EFF
			#	+	!	-	/	=		
		7 VAN DE LOO		3 (60%)		1 (20%)	1 (20%)		5	0%
		8 GODART			1 ()				1	0%
		9 Schouren				1 (50%)	1 (50%)		2	0%
		15 REYNDERS		1 (17%)		5 (83%)			6	0%
		16 Van De Pontseele	11 (25%)	10 (23%)	2 (2%)	18 (41%)	1 (2%)	2 (5%)	44	-5%
		18 Urnaut		2 (29%)	1 (14%)	3 (43%)	1 (14%)		7	0%
		<b>Total</b>	<b>11 (17%)</b>	<b>16 (25%)</b>	<b>4 (6%)</b>	<b>28 (43%)</b>	<b>4 (6%)</b>	<b>2 (3%)</b>	<b>65</b>	<b>-3%</b>
	ROE	8 VERHANNEMAN	5 (36%)	5 (36%)		3 (21%)	1 (7%)		14	0%
		11 CLAES	12 (52%)	5 (22%)		5 (22%)		1 (4%)	23	-4%
		12 VAN HIRTUM	3 (20%)	8 (53%)		3 (20%)	1 (7%)		15	0%
		15 ROUSSEAUX		1 (50%)			1 (50%)		2	0%
		<b>Total</b>	<b>20 (37%)</b>	<b>19 (35%)</b>		<b>11 (20%)</b>	<b>3 (6%)</b>	<b>1 (2%)</b>	<b>54</b>	<b>-2%</b>
			#	+	!	-	/	=	Count of SKILL	EFF

■ GAME LOST   ■ GAME WON