



2014-2015

Scouting data provided by: Marnix Acar - www.BelgiumVolleyStats.be
 Data processing and vizualization: Wouter Laroy - www.trainerstuff.be
 Questions/Remarks/Suggestions: info@belgiumvolleystats.be - wouterstrainerstuff@gmail.com

		(20141025) MEN ~ ASS					Grand Total
		3 ~ 2					
		Set 1	Set 2	Set 3	Set 4	Set 5	
		25 ~ 21	21 ~ 25	22 ~ 25	25 ~ 20	15 ~ 10	
ASS	4 HEYRMAN	Middle Blocker				1	1
	6 Andringa	Wing-Spiker	17	13	10	23	11
	7 Sparidans	Libero	8	6	7	4	5
	9 Möller	Setter	2			2	
	10 Diefenbach	Middle Blocker	9	5	13	7	4
	11 Overbeeke	Opposite	15	22	11	11	13
	12 Gorski	Wing-Spiker	3				4
	13 VERSCHUEREN	Setter	20	18	19	20	12
	14 Sugrañes Martinez	Middle Blocker	7	11	8	7	7
	17 Orczyk	Wing-Spiker	26	17	27	21	9
MEN	1 VAN HAARLEM	Setter	24	23	20	20	10
	3 SINNESAEEL	Middle Blocker	11	4	8	13	6
	5 Martinez Gion	Wing-Spiker		4	1		
	6 LEMAY	Libero	3	3	6	6	1
	7 Louati	Wing-Spiker	25	21	24	23	13
	8 VER EECKE	Wing-Spiker	19	18	20	14	13
	9 BALDUYCK	Opposite	14	11	19	10	9
	11 DELANGHE	Middle Blocker	8	6	6	6	4
		0 50 100	0 50 100	0 50 100	0 50 100	0 50 100	0 50 100
		Number of recorded actions	Number of recorded actions	Number of recorded actions	Number of recorded actions	Number of recorded actions	Number of recorded actions



2014-2015

(20141025) MEN ~ ASS (3 ~ 2)
Game analysis

		TOIServe						OPPServe							
TOI	ScoringActi..	TOIScore			OPPScore			Total	TOIScore			OPPScore			Total
		TOI	OPP	Total	TOI	OPP	Total		TOI	OPP	Total	TOI	OPP	Total	
ASS	A#	13		13		56	56	69	53		53		14	14	67
	S#	5		5				5				6	6	6	
	A=		5	5	4		4	9		3	3	9	9	12	
	A/		8	8	1		1	9		4	4	7	7	11	
	S=				9		9	9		8	8			8	
	E=											1		1	
	D=									1	1			1	
Total		18	13	31	14	56	70	101	53	16	69	17	20	37	106
MEN	A#	14		14		53	53	67	56		56		13	13	69
	S#	6		6				6				5	5	5	
	A=		9	9	3		3	12		4	4	5	5	9	
	A/		7	7	4		4	11		1	1	8	8	9	
	S=				8		8	8		9	9			9	
	E=			1	1				1						
	D=					1		1							
Total		20	17	37	16	53	69	106	56	14	70	13	18	31	101

Attack

		Count of SKILL	#SCORE%	=SCORE%	EFF
13 VERSCHUEREN	ASS	2	100%	0%	100%
11 DELANGHE	MEN	10	90%	10%	80%
7 Louati	MEN	41	61%	17%	44%
11 Overbeeke	ASS	45	58%	20%	38%
17 Orczyk	ASS	35	57%	17%	40%
9 BALDUYCK	MEN	38	53%	11%	42%
3 SINNESAEEL	MEN	14	50%	21%	29%
6 Andringa	ASS	22	45%	14%	32%
10 Diefenbach	ASS	11	45%	27%	18%
14 Sugrañes Martin..	ASS	7	43%	14%	29%
8 VER EECKE	MEN	24	38%	17%	21%
12 Gorski	ASS	6	17%	0%	17%
1 VAN HAARLEM	MEN	4	0%	0%	0%
5 Martinez Gion	MEN	2	0%	50%	-50%

Block

		Count of SKILL	#
11 Overbeeke	ASS	8	4
3 SINNESAEEL	MEN	8	3
14 Sugrañes Martinez	ASS	13	3
7 Louati	MEN	5	2
10 Diefenbach	ASS	11	2
11 DELANGHE	MEN	5	2
5 Martinez Gion	MEN	2	1
6 Andringa	ASS	3	1
13 VERSCHUEREN	ASS	4	1
17 Orczyk	ASS	3	1
1 VAN HAARLEM	MEN	8	
8 VER EECKE	MEN	1	
9 BALDUYCK	MEN	4	

Serve

		Count of SKILL	#%	=%
11 Overbeeke	ASS	19	21%	11%
1 VAN HAARLEM	MEN	21	14%	10%
7 Louati	MEN	12	8%	33%
11 DELANGHE	MEN	15	7%	
17 Orczyk	ASS	16	6%	19%
3 SINNESAEEL	MEN	20	5%	5%
4 HEYRMAN	ASS	1		
6 Andringa	ASS	17		
8 VER EECKE	MEN	24		4%
9 BALDUYCK	MEN	16		
10 Diefenbach	ASS	15		7%
12 Gorski	ASS	1		
13 VERSCHUEREN	ASS	14		7%
14 Sugrañes Martinez	ASS	18		11%

Reception

		Count of SKILL	#%	+%	=%
6 Andringa	ASS	31	45%	19%	6%
8 VER EECKE	MEN	30	40%	23%	3%
6 LEMAY	MEN	16	38%	19%	13%
7 Sparidans	ASS	25	32%	20%	12%
7 Louati	MEN	44	32%	14%	5%
17 Orczyk	ASS	43	19%	21%	2%
5 Martinez Gion	MEN	1			
9 BALDUYCK	MEN	1			
10 Diefenbach	ASS	1			

UPPER:

TOI = Team of Interest = Team analyzed OPP = Opponent
 XXXServe = who served XXXSCORE = who got the point



2014-2015

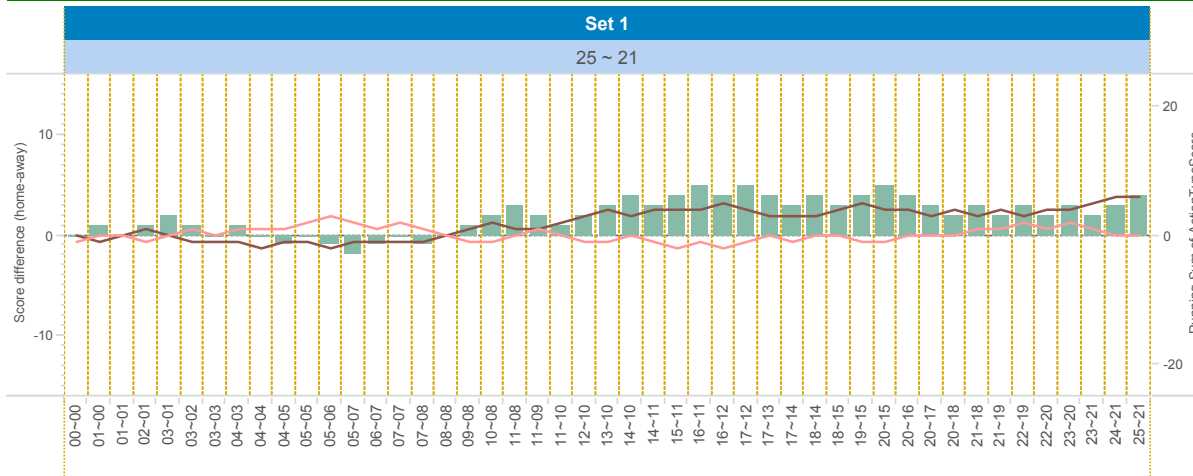
DATA

BelgiumVolleyStats.be
By Marnix Acar

© Trainerstuff.be
By Wouter Laroy

VIZ

(20141025) MEN ~ ASS (3 ~ 2)
Set analysis - Set 1



TEAM_NAME

- ASS
- MEN

UPPER LEFT:

+1: A# - B# - S# -1: A=, A/, B=, B/, S=, R=, D=, F=, S=

LOWER LEFT:

TOI = Team of Interest = Team analyzed OPP = Opponent
XXXServe = who served XXXSCORE = who got the point

LOWER RIGHT:

Attack sorted on #SCORE

Attacking skills

		Set 1													
		TOIServe						OPPServe							
		TOISCORE			OPPSCORE			Total	TOISCORE			OPPSCORE			Total
TOI	Scorin..	TOI	OPP	Total	TOI	OPP	Total		TOI	OPP	Total	TOI	OPP	Total	
ASS	A#	3		3	11	11	14	12		12	5	5	17		
	S#										2	2	2		
	A=		2	2	1	1	3				3	3	3		
	A/		2	2					1	1	1	1	2		
	S=				2	2	2			1	1			1	
	Total		3	4	7	3	11	14	21	12	2	14	4	7	11
MEN	A#	5		5	12	12	17	11		11	3	3	14		
	S#	2		2			2								
	A=		3	3			3		1	1	2	2	3		
	A/		1	1	1	1	2				2	2	2		
	S=				1	1	1			2	2			2	
	Total		7	4	11	2	12	14	25	11	3	14	4	3	7

		Count of SKILL	#SCORE	#SCORE%	NOSCORE	NOSCORE%	=SCORE	=SCORE%	EFF	
7	Louati	MEN	10	6	60%	2	20%	2	20%	40%
11	Overbeeke	ASS	9	5	56%	1	11%	3	33%	22%
17	Orczyk	ASS	6	4	67%	1	17%	1	17%	50%
6	Andringa	ASS	8	3	38%	4	50%	1	13%	25%
8	VER EECKE	MEN	7	3	43%	4	57%	0	0%	43%
9	BALDUYCK	MEN	8	3	38%	3	38%	2	25%	13%
3	SINNESAEEL	MEN	5	2	40%	2	40%	1	20%	20%
11	DELANGHE	MEN	2	2	100%	0	0%	0	0%	100%
10	Diefenbach	ASS	3	1	33%	2	67%	0	0%	33%
12	Gorski	ASS	2	1	50%	1	50%	0	0%	50%
14	Sugrañes Martinez	ASS	1	1	100%	0	0%	0	0%	100%



2014-2015

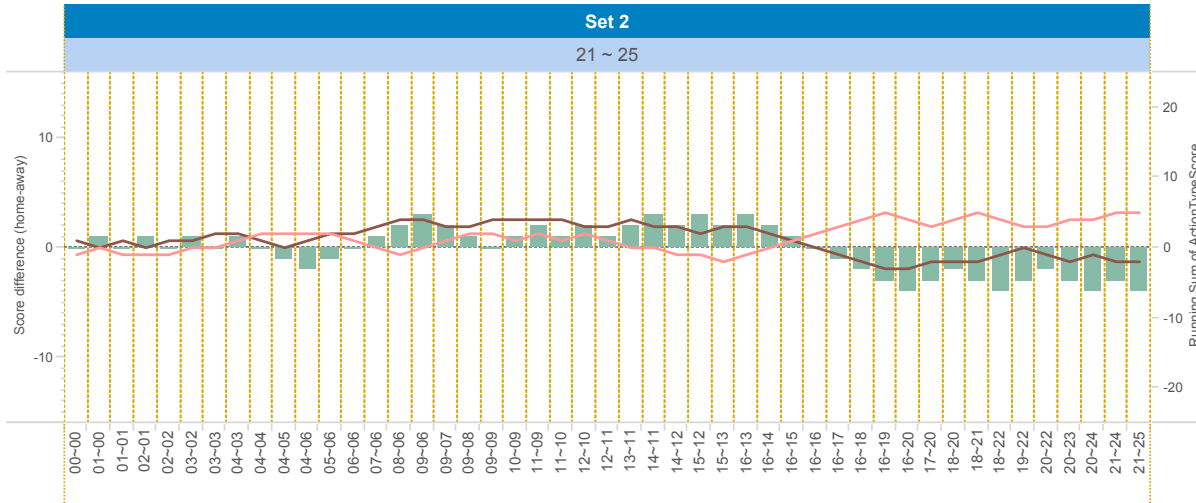
DATA

BelgiumVolleyStats.be
By Marnix Acar

© Trainerstuff.be
By Wouter Laroy

VIZ

(20141025) MEN ~ ASS (3 ~ 2)
Set analysis - Set 2



TEAM_NAME

- ASS
- MEN

UPPER LEFT:

+1: A# - B# - S# -1: A=, A/, B=, B/, S=, R=, D=, F=, S=

LOWER LEFT:

TOI = Team of Interest = Team analyzed OPP = Opponent
XXXServe = who served XXXSCORE = who got the point

LOWER RIGHT:

Attack sorted on #SCORE

Attacking skills

		Set 2													
		TOIServe						OPPServe							
		TOISCORE			OPPSCORE			Total	TOISCORE			OPPSCORE			Total
TOI	Scorin..	TOI	OPP	Total	TOI	OPP	Total	TOI	OPP	Total	TOI	OPP	Total	Total	
ASS	A#	6		6		9	9	15	6		6		2	2	8
	S#	4		4			4			4		2	2	2	
	A=		1	1			1		1	1		1	1	2	
	A/		1	1			1		2	2		2	2	4	
	S=					4	4	4		2	2		2	2	
	D=							4		1	1			1	
	Total		10	2	12	4	9	13	25	6	6	12	3	4	7
MEN	A#	2		2		6	6	8	9		9		6	6	15
	S#	2		2			2					4	4	4	
	A=		1	1		1	1	2				1	1	1	
	A/		2	2		2	2	4				1	1	1	
	S=					2	2	2		4	4			4	
	D=					1	1	1						1	
	Total		4	3	7	6	6	12	19	9	4	13	2	10	12

		Count of SKILL	#SCORE	#SCORE%	NOSCORE	NOSCORE%	=SCORE	=SCORE%	EFF	
11	Overbeeke	ASS	12	7	58%	4	33%	1	8%	50%
9	BALDUYCK	MEN	7	5	71%	2	29%	0	0%	71%
8	VER EECKE	MEN	6	3	50%	2	33%	1	17%	33%
7	Louati	MEN	7	2	29%	3	43%	2	29%	0%
17	Orczyk	ASS	6	2	33%	3	50%	1	17%	17%
6	Andringa	ASS	2	1	50%	0	0%	1	50%	0%
10	Diefenbach	ASS	1	1	100%	0	0%	0	0%	100%
11	DELANGHE	MEN	2	1	50%	0	0%	1	50%	0%
13	VERSCHUEREN	ASS	1	1	100%	0	0%	0	0%	100%
14	Sugrañes Martinez	ASS	4	1	25%	2	50%	1	25%	0%
1	VAN HAARLEM	MEN	2	0	0%	2	100%	0	0%	0%
5	Martinez Gion	MEN	2	0	0%	1	50%	1	50%	-50%



2014-2015

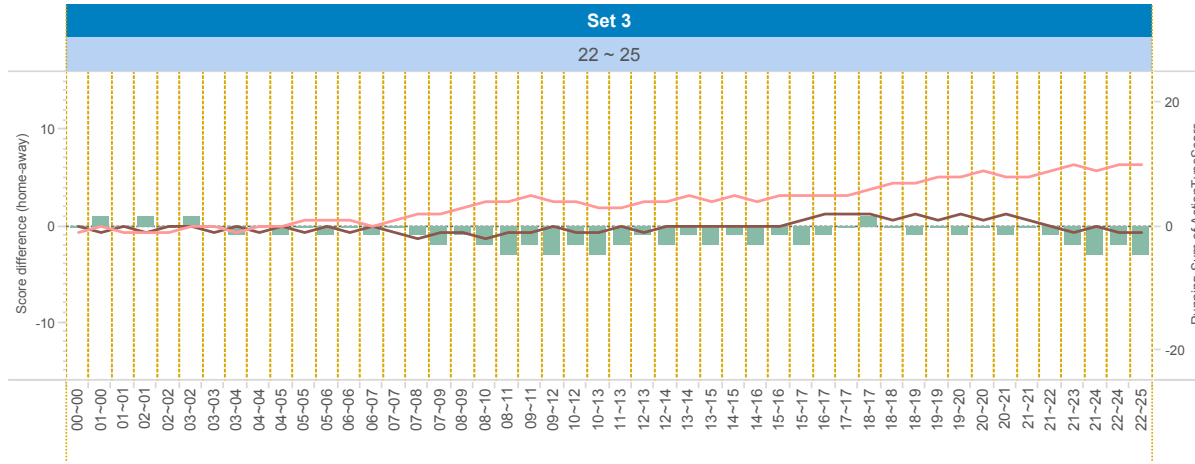
DATA

BelgiumVolleyStats.be
By Marnix Acar

© Trainerstuff.be
By Wouter Laroy

VIZ

(20141025) MEN ~ ASS (3 ~ 2)
Set analysis - Set 3



TEAM_NAME

- ASS
- MEN

UPPER LEFT:

+1: A# - B# - S# -1: A=, A/, B=, B/, S=, R=, D=, F=, S=

LOWER LEFT:

TOI = Team of Interest = Team analyzed OPP = Opponent
XXXServe = who served XXXSCORE = who got the point

LOWER RIGHT:

Attack sorted on #SCORE

		Set 3													
		TOIServe						OPPServe							
		TOIScore			OPPScore			Total	TOIScore			OPPScore			Total
TOI	Scorin..	TOI	OPP	Total	TOI	OPP	Total	Total	TOI	OPP	Total	TOI	OPP	Total	Total
ASS	A#	2		2		15	15	17	14		14		2	2	16
	A=		1	1	2		2	3		1	1	1		1	2
	A/		3	3				3		1	1				1
	S=				1		1	1		3	3				3
	E=											1		1	1
	Total		2	4	6	3	15	18	24	14	5	19	2	2	4
MEN	A#	2		2		14	14	16	15		15		2	2	17
	A=		1	1	1		1	2		2	2	1		1	3
	A/				1		1	1				3		3	3
	S=				3		3	3		1	1				1
	E=			1			1	1							1
	Total		2	2	4	5	14	19	23	15	3	18	4	2	6

Attacking skills

		Count of SKILL	#SCORE	#SCORE%	NOSCORE	NOSCORE%	=SCORE	=SCORE%	EFF
17 Orczyk	ASS	10	7	70%	2	20%	1	10%	60%
7 Louati	MEN	10	6	60%	2	20%	2	20%	40%
9 BALDUYCK	MEN	10	4	40%	4	40%	2	20%	20%
10 Diefenbach	ASS	4	3	75%	0	0%	1	25%	50%
11 DELANGHE	MEN	3	3	100%	0	0%	0	0%	100%
11 Overbeeke	ASS	5	3	60%	1	20%	1	20%	40%
3 SINNESAEEL	MEN	4	2	50%	1	25%	1	25%	25%
6 Andringa	ASS	4	2	50%	2	50%	0	0%	50%
8 VER EECKE	MEN	4	2	50%	1	25%	1	25%	25%
14 Sugrañes Martinez	ASS	1	1	100%	0	0%	0	0%	100%
1 VAN HAARLEM	MEN	1	0	0%	1	100%	0	0%	0%



2014-2015

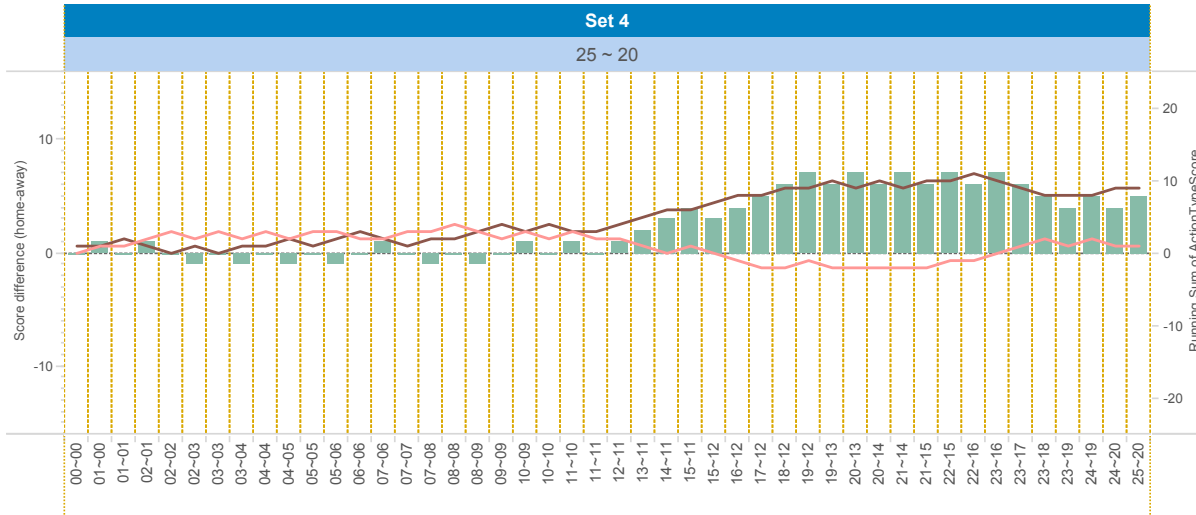
DATA

BelgiumVolleyStats.be
By Marnix Acar

© Trainerstuff.be
By Wouter Laroy

VIZ

(20141025) MEN ~ ASS (3 ~ 2)
Set analysis - Set 4



TEAM_NAME

- ASS
- MEN

UPPER LEFT:

+1: A# - B# - S# -1: A=, A/, B=, B/, S=, R=, D=, F=, S=

LOWER LEFT:

TOI = Team of Interest = Team analyzed OPP = Opponent
XXXServe = who served XXXSCORE = who got the point

LOWER RIGHT:

Attack sorted on #SCORE

Attacking skills

		Set 4													
		TOIServe						OPPServe							
		TOIScore			OPPScore			Total	TOIScore			OPPScore			Total
TOI	Scorin..	TOI	OPP	Total	TOI	OPP	Total		TOI	OPP	Total	TOI	OPP	Total	
ASS	A#	1		1		14	14	15	13		13		3	3	16
	S#	1		1			1	1				2	2	2	
	A=				1		1	1		1		1		1	2
	A/		2	2	1		3	3		1		2		2	2
	S=				1		1	1		2		2		2	2
	Total		2	2	4	3	14	17	21	13	3	16	3	5	8
MEN	A#	3		3		13	13	16	14		14		1	1	15
	S#	2		2			2	2				1	1	1	
	A=		1	1	1		1	2		1				1	1
	A/		2	2			2	2		1		2		3	3
	S=				2		2	2		1		1		1	1
	Total		5	3	8	3	13	16	24	14	3	17	2	2	4

		Count of SKILL	#SCORE	#SCORE%	NOSCORE	NOSCORE%	=SCORE	=SCORE%	EFF
7 Louati	MEN	8	6	75%	1	13%	1	13%	63%
9 BALDUYCK	MEN	6	6	100%	0	0%	0	0%	100%
17 Orczyk	ASS	7	5	71%	2	29%	0	0%	71%
6 Andringa	ASS	7	4	57%	2	29%	1	14%	43%
11 Overbeeke	ASS	7	4	57%	1	14%	2	29%	29%
3 SINNESAEEL	MEN	5	3	60%	1	20%	1	20%	40%
11 DELANGHE	MEN	2	2	100%	0	0%	0	0%	100%
13 VERSCHUEREN	ASS	1	1	100%	0	0%	0	0%	100%
1 VAN HAARLEM	MEN	1	0	0%	1	100%	0	0%	0%
8 VER EECKE	MEN	4	0	0%	3	75%	1	25%	-25%
10 Diefenbach	ASS	3	0	0%	1	33%	2	67%	-67%



2014-2015

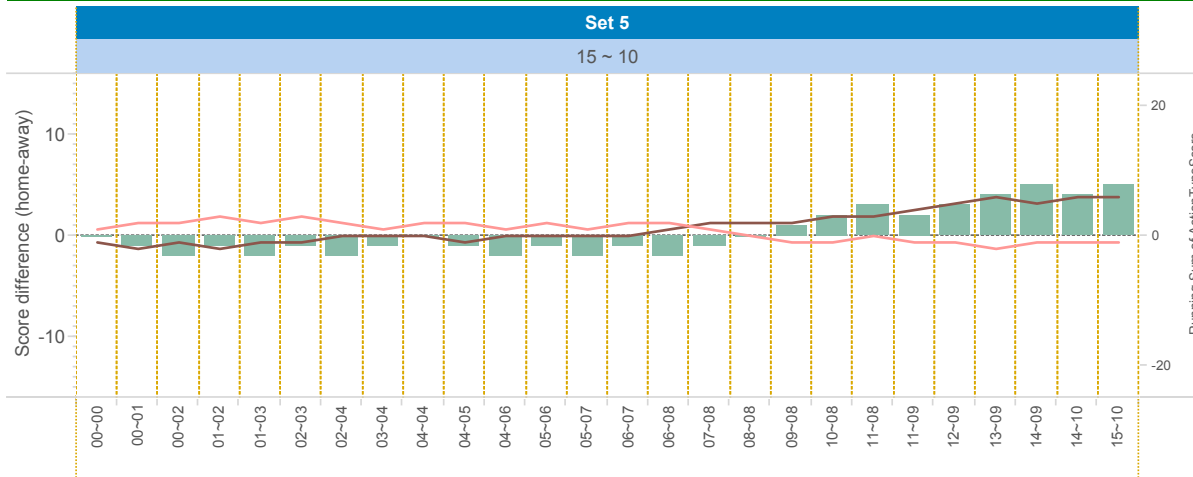
DATA

BelgiumVolleyStats.be
By Marnix Acar

© Trainerstuff.be
By Wouter Laroy

ZIV

(20141025) MEN ~ ASS (3 ~ 2)
Set analysis - Set 5



TEAM_NAME

- ASS
- MEN

UPPER LEFT:

+1: A# - B# - S# -1: A=, A/, B=, B/, S=, R=, D=, F=, S=

LOWER LEFT:

TOI = Team of Interest = Team analyzed OPP = Opponent
XXXServe = who served XXXSCORE = who got the point

LOWER RIGHT:

Attack sorted on #SCORE

		Set 5													
		TOIServe						OPPServe							
		TOIScore			OPPScore			Total	TOIScore			OPPScore			Total
TOI	Scorin..	TOI	OPP	Total	TOI	OPP	Total		TOI	OPP	Total	TOI	OPP	Total	
ASS	A#	1		1		7	7	8	8			2	2	10	
	A/										2		2	2	
	A=		1	1				1			3		3	3	
	S=				1		1	1							
	Total		1	1	2	1	7	8	10	8	8	5	2	7	15
MEN	A#	2		2		8	8	10	7	7		1	1	8	
	A/		2	2				2							
	A=		3	3				3			1		1	1	
	S=								1	1				1	
	Total		2	5	7		8	8	15	7	1	8	1	1	10

Attacking skills

		Count of SKILL	#SCORE	#SCORE%	NOSCORE	NOSCORE%	=SCORE	=SCORE%	EFF	
11	Overbeeke	ASS	12	7	58%	3	25%	2	17%	42%
7	Louati	MEN	6	5	83%	1	17%	0	0%	83%
9	BALDUYCK	MEN	7	2	29%	5	71%	0	0%	29%
17	Orczyk	ASS	6	2	33%	1	17%	3	50%	-17%
8	VER EECKE	MEN	3	1	33%	1	33%	1	33%	0%
11	DELANGHE	MEN	1	1	100%	0	0%	0	0%	100%
6	Andringa	ASS	1	0	0%	1	100%	0	0%	0%
12	Gorski	ASS	4	0	0%	4	100%	0	0%	0%
14	Sugrañes Martinez	ASS	1	0	0%	1	100%	0	0%	0%



2014-2015

DATA


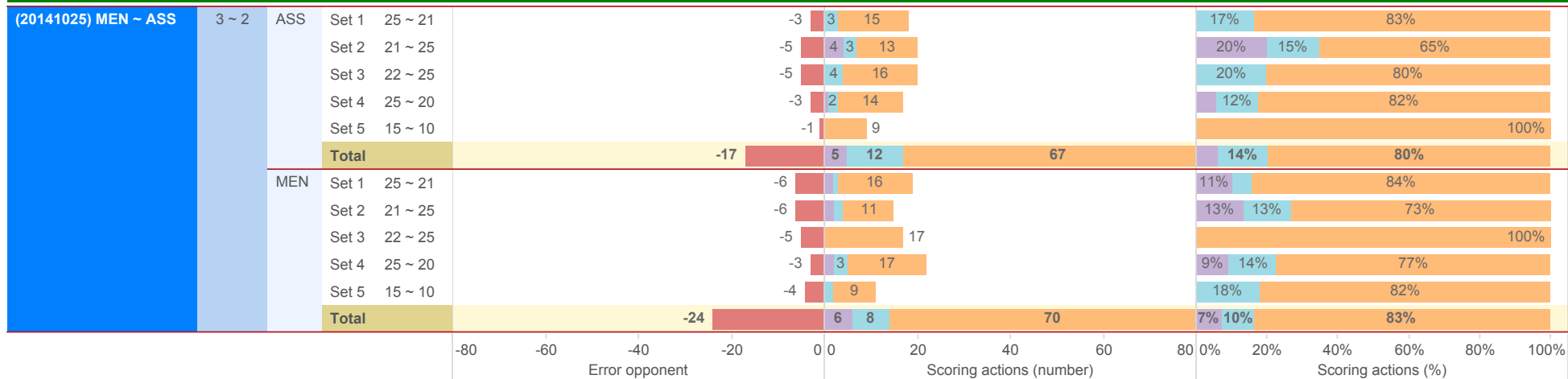
BelgiumVolleyStats.be
By Marnix Acar

© Trainerstuff.be
By Wouter Laroy

VIZ

(20141025) MEN ~ ASS (3 ~ 2)

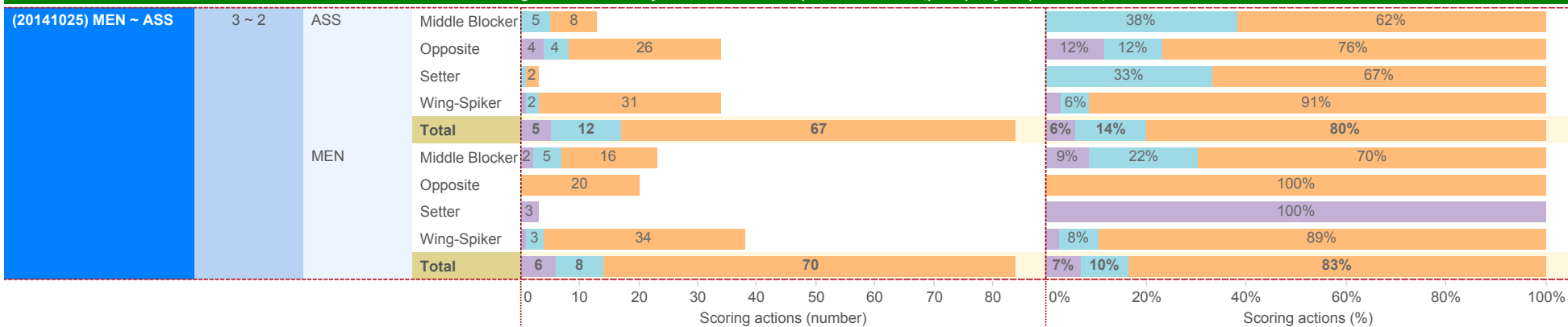
Scoring Actions Analyzed: how were points made (per set)





2014-2015

(20141025) MEN ~ ASS (3 ~ 2)
Scoring Actions Analyzed: how were points made (per player position)





2014-2015

DATA


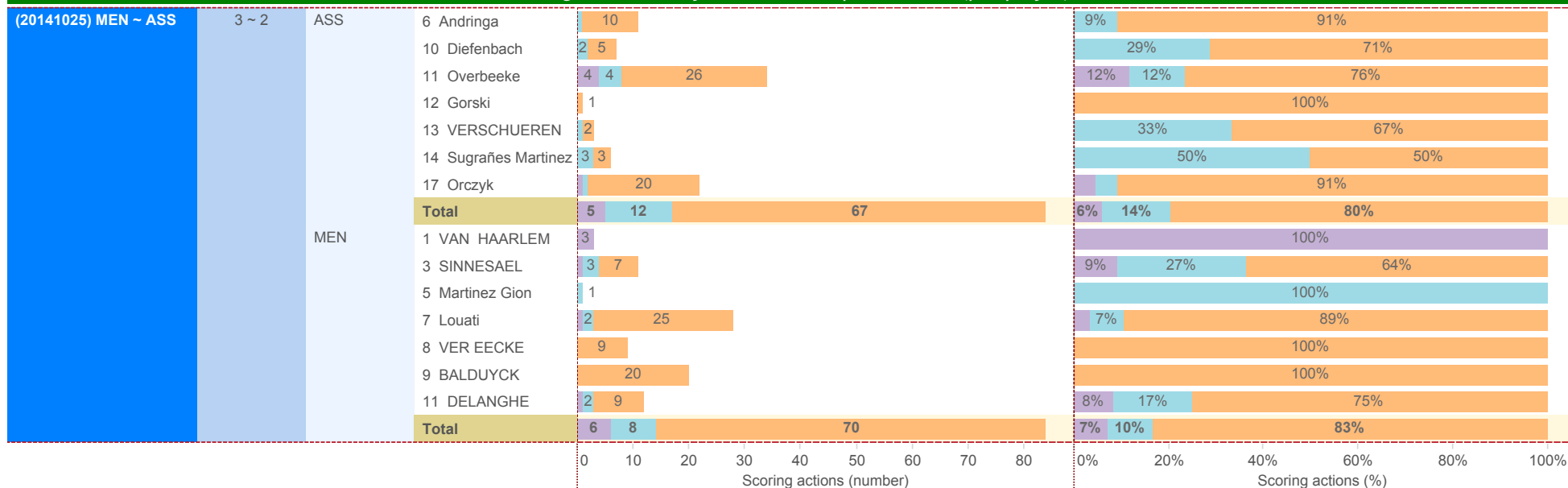
BelgiumVolleyStats.be
By Marnix Acar

© Trainerstuff.be
By Wouter Laroy

VIZ

(20141025) MEN ~ ASS (3 ~ 2)

Scoring Actions Analyzed: how were points made (per player)





2014-2015

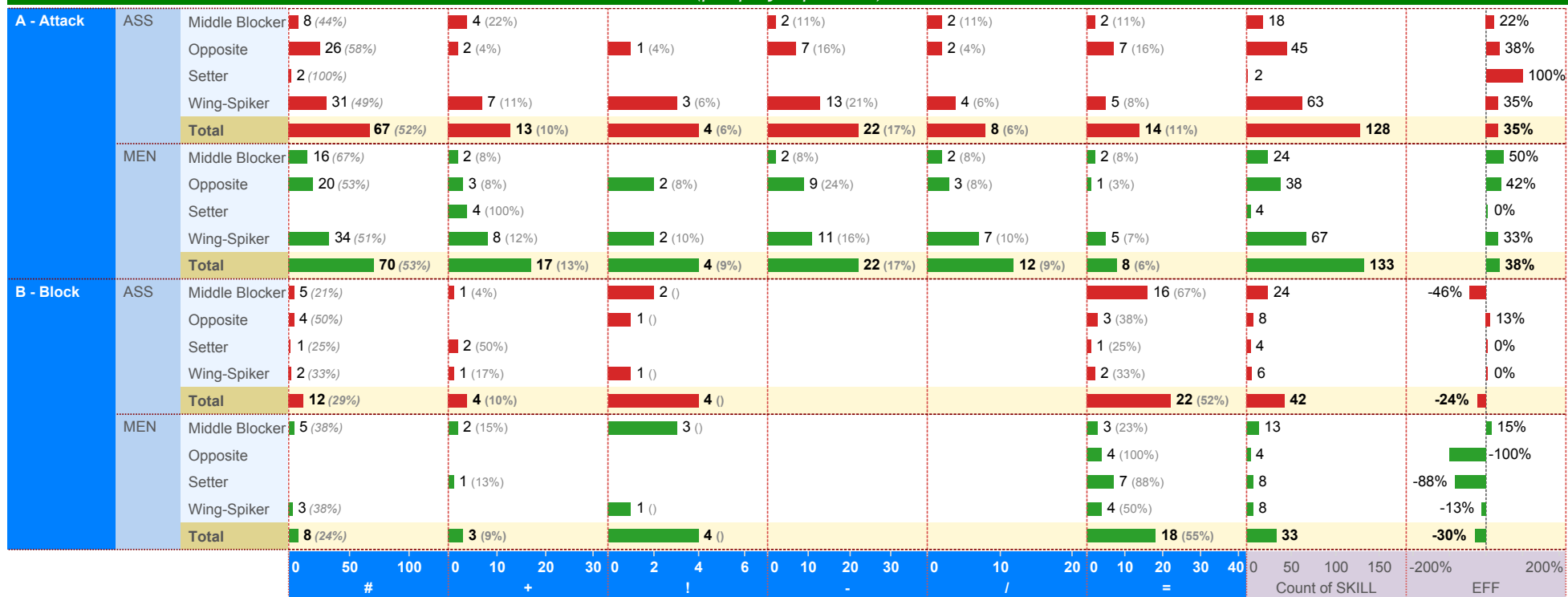
DATA

BelgiumVolleyStats.be
By Marnix Acar

© Trainerstuff.be
By Wouter Laroy

VIZ

(20141025) MEN ~ ASS (3 ~ 2)
Skills in detail (per player position): Attack/Block



GAME LOST GAME WON



2014-2015

DATA

BelgiumVolleyStats.be
By Marnix Acar

© Trainerstuff.be
By Wouter Laroy

VIZ

(20141025) MEN ~ ASS (3 ~ 2)
Skills in detail (per player position): Serve/Reception

Skill	Team	Position	Game Lost		Game Won		!	-	/	=	Count of SKILL	EFF	
			#	+	#	+							
S - Serve	ASS	Middle Blocker	13 (38%)		16 (47%)			2 (6%)			3 (9%)	34	-9%
		Opposite	4 (21%)	7 (37%)	6 (32%)						2 (11%)	19	11%
		Setter		4 (29%)	9 (64%)						1 (7%)	14	-7%
		Wing-Spiker	1 (3%)	10 (29%)	20 (59%)						3 (9%)	34	-6%
		Total	5 (5%)	34 (34%)	51 (50%)						9 (9%)	101	-4%
	MEN	Middle Blocker	2 (6%)	10 (29%)	20 (57%)			2 (6%)			1 (3%)	35	3%
		Opposite		7 (44%)	8 (50%)			1 (6%)				16	0%
		Setter	3 (14%)	8 (38%)	7 (33%)			1 (5%)			2 (10%)	21	5%
		Wing-Spiker	1 (3%)	13 (36%)	16 (44%)			1 (3%)			5 (14%)	36	-11%
		Total	6 (6%)	38 (35%)	51 (47%)						8 (7%)	108	-2%
R - Reception	ASS	Libero	8 (32%)	5 (20%)	9 (36%)						3 (12%)	25	-12%
		Middle Blocker			1 (100%)							1	0%
		Wing-Spiker	22 (30%)	15 (20%)	29 (39%)			5 (7%)			3 (4%)	74	-4%
		Total	30 (30%)	20 (20%)	39 (39%)			5 (5%)			6 (6%)	100	-6%
	MEN	Libero	6 (38%)	3 (19%)	5 (31%)						2 (13%)	16	-13%
		Opposite						1 (100%)				1	0%
		Wing-Spiker	26 (35%)	13 (17%)	31 (41%)			2 (3%)			3 (4%)	75	-4%
		Total	32 (35%)	16 (17%)	36 (39%)			3 (3%)			5 (5%)	92	-5%

GAME LOST GAME WON



2014-2015

DATA

BelgiumVolleyStats.be
By Marnix Acar

© Trainerstuff.be
By Wouter Laroy

VIZ

(20141025) MEN ~ ASS (3 ~ 2)

Skills in detail (per player): Attack

A - Attack									Count of SKILL	EFF	
A - Attack	ASS	6 Andringa	10 (45%)	3 (14%)	1 (5%)	5 (23%)	1 (5%)	2 (9%)	22	32%	
		10 Diefenbach	5 (45%)	1 (9%)		2 (18%)	1 (9%)	2 (18%)	11	18%	
		11 Overbeeke	26 (58%)	2 (4%)	1 (4%)	7 (16%)	2 (4%)	7 (16%)	45	38%	
		12 Gorski	1 (17%)	2 (33%)		3 (50%)			6	17%	
		13 VERSCHUEREN	2 (100%)						2	100%	
		14 Sugrañes Martinez	3 (43%)	3 (43%)			1 (14%)		7	29%	
		17 Orczyk	20 (57%)	2 (6%)	2 (9%)	5 (14%)	3 (9%)	3 (9%)	35	40%	
		Total	67 (52%)	13 (10%)	4 (6%)	22 (17%)	8 (6%)	14 (11%)	128	35%	
		MEN	1 VAN HAARLEM		4 (100%)				4	0%	
			3 SINNESAEL	7 (50%)	2 (14%)		2 (14%)	1 (7%)	2 (14%)	14	29%
			5 Martinez Gion				1 (50%)	1 (50%)	2	-50%	
			7 Louati	25 (61%)	5 (12%)		4 (10%)	4 (10%)	3 (7%)	41	44%
			8 VER EECKE	9 (38%)	3 (13%)	2 (8%)	6 (25%)	2 (8%)	2 (8%)	24	21%
		9 BALDUYCK	20 (53%)	3 (8%)	2 (8%)	9 (24%)	3 (8%)	1 (3%)	38	42%	
		11 DELANGHE	9 (90%)				1 (10%)		10	80%	
		Total	70 (53%)	17 (13%)	4 (9%)	22 (17%)	12 (9%)	8 (6%)	133	38%	
			#	+	!	-	/	=	Count of SKILL	EFF	

GAME LOST GAME WON



2014-2015

DATA

BelgiumVolleyStats.be
By Marnix Acar

© Trainerstuff.be
By Wouter Laroy

VIZ

(20141025) MEN ~ ASS (3 ~ 2)
Skills in detail (per player): Block

B - Block	ASS	Player	Game Lost					Game Won					Count of SKILL	EFF
			#	+	!	-	/	=	+	!	-	/		
		6 Andringa	1 (33%)		1 ()						1 (33%)	3	0%	
		10 Diefenbach	2 (18%)							9 (82%)	11	-64%		
		11 Overbeeke	4 (50%)		1 ()					3 (38%)	8	13%		
		13 VERSCHUEREN	1 (25%)	2 (50%)						1 (25%)	4	0%		
		14 Sugrañes Martinez	3 (23%)	1 (8%)	2 ()					7 (54%)	13	-31%		
		17 Orczyk	1 (33%)	1 (33%)						1 (33%)	3	0%		
		Total	12 (29%)	4 (10%)	4 ()					22 (52%)	42	-24%		
	MEN	1 VAN HAARLEM		1 (13%)						7 (88%)	8	-88%		
		3 SINNESAEEL	3 (38%)		3 ()					2 (25%)	8	13%		
		5 Martinez Gion	1 (50%)							1 (50%)	2	0%		
		7 Louati	2 (40%)		1 ()					2 (40%)	5	0%		
		8 VER EECKE								1 (100%)	1	-100%		
		9 BALDUYCK								4 (100%)	4	-100%		
		11 DELANGHE	2 (40%)	2 (40%)						1 (20%)	5	20%		
		Total	8 (24%)	3 (9%)	4 ()					18 (55%)	33	-30%		
			#	+	!	-	/	=			Count of SKILL	EFF		

■ GAME LOST ■ GAME WON



2014-2015

DATA

BelgiumVolleyStats.be
By Marnix Acar

© Trainerstuff.be
By Wouter Laroy

VIZ

(20141025) MEN ~ ASS (3 ~ 2)

Skills in detail (per player): Serve

S - Serve		#	+	!	-	/	=	Count of SKILL	EFF			
S - Serve	ASS	4 HEYRMAN					1 (100%)	1	0%			
		6 Andringa	7 (41%)				10 (59%)	17	0%			
		10 Diefenbach	7 (47%)				6 (40%)	15	-7%			
		11 Overbeeke	4 (21%)	7 (37%)			1 (7%)	19	11%			
		12 Gorski		1 (100%)			2 (11%)	1	0%			
		13 VERSCHUEREN		4 (29%)			9 (64%)	14	-7%			
		14 Sugrañes Martinez		6 (33%)			9 (50%)	18	-11%			
		17 Orczyk	1 (6%)	2 (13%)			1 (6%)	16	-13%			
		Total	5 (5%)	34 (34%)			51 (50%)	2 (2%)	9 (9%)	101	-4%	
		MEN	1 VAN HAARLEM	3 (14%)	8 (38%)			7 (33%)	1 (5%)	2 (10%)	21	5%
		3 SINNESAEEL	1 (5%)	4 (20%)			13 (65%)	1 (5%)	1 (5%)	20	0%	
		7 Louati	1 (8%)	3 (25%)			4 (33%)		4 (33%)	12	-25%	
		8 VER EECKE		10 (42%)			12 (50%)	1 (4%)	1 (4%)	24	-4%	
	9 BALDUYCK		7 (44%)			8 (50%)	1 (6%)		16	0%		
	11 DELANGHE	1 (7%)	6 (40%)			7 (47%)	1 (7%)		15	7%		
	Total	6 (6%)	38 (35%)			51 (47%)	5 (5%)	8 (7%)	108	-2%		
		#	+	!	-	/	=	Count of SKILL	EFF			

GAME LOST GAME WON

