



2014-2015

DATA

**BelgiumVolleyStats.be**  
By Marnix Acar

© **Trainerstuff.be**  
By Wouter Laroy

VIZ

Scouting data provided by: Marnix Acar - [www.BelgiumVolleyStats.be](http://www.BelgiumVolleyStats.be)

Data processing and vizualization: Wouter Laroy - [www.trainerstuff.be](http://www.trainerstuff.be)

Questions/Remarks/Suggestions: [info@belgiumvolleystats.be](mailto:info@belgiumvolleystats.be) - [woutertrainerstuff@gmail.com](mailto:woutertrainerstuff@gmail.com)

		(20141025) MAA ~ ANT				Grand Total		
		3 ~ 1						
		Set 1	Set 2	Set 3	Set 4			
		25 ~ 20	25 ~ 19	23 ~ 25	25 ~ 23			
ANT	1 Deroey	Libero	11	16	16	13	16	40
	3 Van Harskamp	Setter	26	27	24	22	24	75
	5 Van Rekom	Wing-Spiker	30		27	19	27	49
	7 VAN WALLE	Wing-Spiker	1	22	21	25	21	48
	8 Moreau	Opposite	15	22				37
	10 Joma	Wing-Spiker	16	15	25	35	25	66
	14 Andrei	Middle Blocker	12	9	10	18	10	39
	18 COLSON	Middle Blocker	11	7	9	16	9	34
MAA	3 Broshog	Middle Blocker	14	10	13	12	36	13
	5 Maan	Wing-Spiker	15	24	20	23	62	20
	7 DERKONINGEN	Libero	12	10	16	17	39	16
	8 RAYMAEKERS	Middle Blocker	11	13	9	6	30	9
	10 Höhne	Wing-Spiker	11	26	28	26	63	28
	12 Parkinson	Middle Blocker				12	12	
	14 Padar	Opposite	14	17	21	18	49	21
	15 Finoli	Setter	2			15	17	
	18 Lushtaku	Setter	22	16	22	8	46	22

■ SET WON      ■ SET LOST



2014-2015

DATA

BelgiumVolleyStats.be  
By Marnix Acar

© Trainerstuff.be  
By Wouter Laroy

VIZ

(20141025) MAA ~ ANT (3 ~ 1)  
Game analysis

TOI	ScoringActi..	TOIServe						OPPServe							
		TOISCORE			OPPSCORE			TOISCORE			OPPSCORE			Total	
		TOI	OPP	Total	TOI	OPP	Total	TOI	OPP	Total	TOI	OPP	Total		
ANT	A#	11	1	12			40	40	52	41			10	10	51
	S#	3		3					3			3	3	3	3
	A=		8	8	2		2	10		1	1	12	12	13	13
	A/		4	4	3		3	7		4	4	11	11	15	15
	S=				14		14	14		14	14			14	14
	D=				2		2	2				1	1	1	1
	<b>Total</b>		14	13	27	21	40	61	88	41	19	60	24	13	37
MAA	A#	10		10			41	41	51	40			1	11	12
	S#	3		3					3			3	3	3	3
	A=		12	12	1		1	13		2	2	8	8	10	10
	A/		11	11	4		4	15		3	3	4	4	7	7
	S=				14		14	14		14	14			14	14
	D=		1	1				1		2	2			2	2
	<b>Total</b>		13	24	37	19	41	60	97	40	21	61	13	14	27

Attack

		Count of SKILL	#SCORE%	=SCORE%	EFF
15 Finoli	MAA	1	100%	0%	100%
3 Van Harskamp	ANT	3	67%	0%	67%
8 RAYMAEKERS	MAA	6	67%	0%	67%
18 COLSON	ANT	14	64%	14%	50%
14 Andrei	ANT	15	60%	13%	47%
3 Broshog	MAA	7	57%	14%	43%
10 Höhne	MAA	34	53%	6%	47%
5 Maan	MAA	29	48%	21%	28%
7 VAN WALLE	ANT	30	37%	20%	17%
14 Padar	MAA	36	36%	22%	14%
8 Moreau	ANT	22	27%	18%	9%
5 Van Rekom	ANT	31	26%	23%	3%
10 Jorna	ANT	28	25%	25%	0%
12 Parkinson	MAA	1	0%	0%	0%

Block

		Count of SKILL	#
3 Broshog	MAA	30	6
8 RAYMAEKERS	MAA	18	3
14 Andrei	ANT	15	3
14 Padar	MAA	5	2
18 COLSON	ANT	12	2
3 Van Harskamp	ANT	8	1
5 Maan	MAA	8	1
5 Van Rekom	ANT	3	1
7 VAN WALLE	ANT	5	1
15 Finoli	MAA	2	1
18 Lushaku	MAA	3	1
8 Moreau	ANT	4	
10 Höhne	MAA	5	
10 Jorna	ANT	3	
12 Parkinson	MAA	3	

Serve

		Count of SKILL	#%	=%
8 Moreau	ANT	6	17%	33%
8 RAYMAEKERS	MAA	12	8%	8%
14 Padar	MAA	14	7%	29%
18 COLSON	ANT	14	7%	7%
3 Van Harskamp	ANT	18	6%	22%
10 Höhne	MAA	24	4%	17%
3 Broshog	MAA	11		
5 Maan	MAA	19		11%
5 Van Rekom	ANT	10		30%
7 VAN WALLE	ANT	12		8%
10 Jorna	ANT	14		14%
12 Parkinson	MAA	5		20%
14 Andrei	ANT	14		7%
15 Finoli	MAA	5		
18 Lushaku	MAA	7		29%

Reception

		Count of SKILL	#%	+%	=%
8 RAYMAEKERS	MAA	1	100%		
12 Parkinson	MAA	1	100%		
5 Maan	MAA	11	55%	9%	
7 DERKONINGEN	MAA	42	43%	14%	5%
10 Höhne	MAA	19	37%	11%	5%
10 Jorna	ANT	31	35%	32%	
1 Deroy	ANT	25	32%	16%	4%
5 Van Rekom	ANT	20	20%	25%	10%
7 VAN WALLE	ANT	7	14%	29%	

UPPER:

TOI = Team of Interest = Team analyzed OPP = Opponent  
 XXXServe = who served XXXSCORE = who got the point



2014-2015

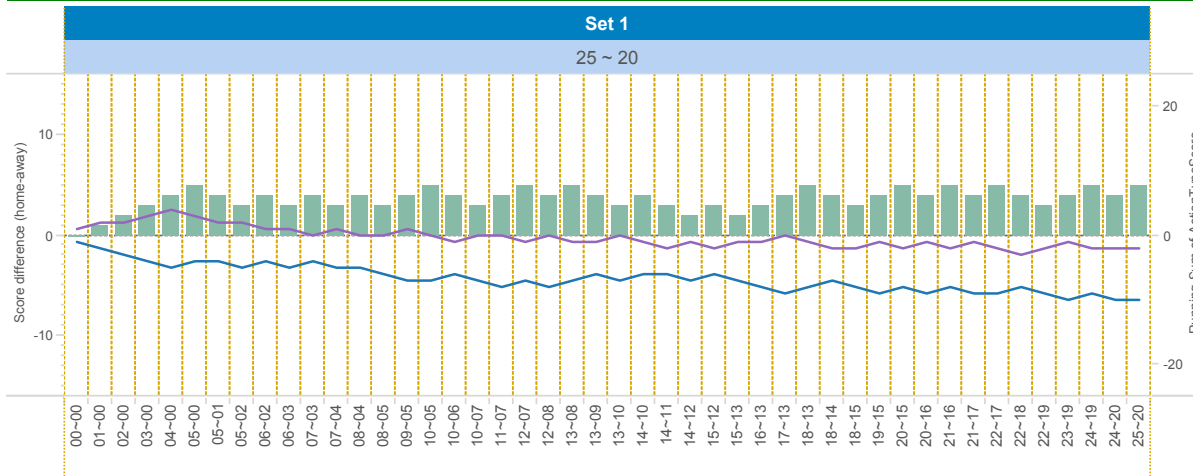
DATA

BelgiumVolleyStats.be  
By Marnix Acar

© Trainerstuff.be  
By Wouter Laroy

VIZ

(20141025) MAA ~ ANT (3 ~ 1)  
Set analysis - Set 1



TEAM\_NAME

- ANT
- MAA

UPPER LEFT:

+1: A# - B# - S#    -1: A=, A/, B=, B/, S=, R=, D=, F=, S=

LOWER LEFT:

TOI = Team of Interest = Team analyzed    OPP = Opponent  
XXXServe = who served    XXXSCORE = who got the point

LOWER RIGHT:

Attack sorted on #SCORE

Attacking skills

		Set 1													
		TOIServe						OPPServe							
		TOIScore			OPPScore			Total	TOIScore			OPPScore			Total
TOI	Scorin..	TOI	OPP	Total	TOI	OPP	Total		TOI	OPP	Total	TOI	OPP	Total	
ANT	A#	2		2		8	8	10	10		10		4	4	14
	S#	1		1				1							
	A=		2	2				2			3		3	3	
	A/		1	1	1		1	2		1	1	4		4	5
	S=				5		5	5		3	3			3	3
	<b>Total</b>		3	3	6	6	8	14	20	10	4	14	7	4	11
MAA	A#	4		4		10	10	14	8		8		2	2	10
	S#											1	1	1	1
	A=		3	3				3			2		2	2	
	A/		4	4	1		1	5		1	1	1		1	2
	S=				3		3	3		5	5			5	5
	<b>Total</b>		4	7	11	4	10	14	25	8	6	14	3	3	6

		Count of SKILL	#SCORE	#SCORE%	NOSCORE	NOSCORE%	=SCORE	=SCORE%	EFF	
14	Padar	MAA	9	5	56%	2	22%	2	22%	33%
14	Andrei	ANT	5	4	80%	1	20%	0	0%	80%
5	Van Rekom	ANT	11	3	27%	5	45%	3	27%	0%
3	Broshog	MAA	2	2	100%	0	0%	0	0%	100%
8	Moreau	ANT	9	2	22%	5	56%	2	22%	0%
8	RAYMAEKERS	MAA	2	2	100%	0	0%	0	0%	100%
10	Höhne	MAA	3	2	67%	1	33%	0	0%	67%
18	COLSON	ANT	4	2	50%	1	25%	1	25%	25%
5	Maan	MAA	3	1	33%	0	0%	2	67%	-33%
7	VAN WALLE	ANT	1	1	100%	0	0%	0	0%	100%
10	Jorna	ANT	4	0	0%	2	50%	2	50%	-50%



2014-2015

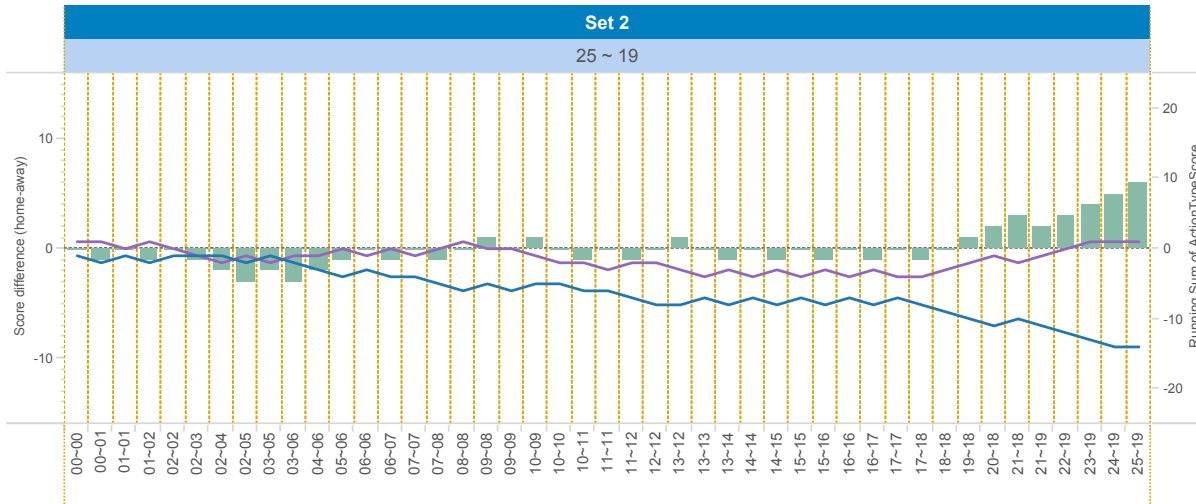
DATA

BelgiumVolleyStats.be  
By Marnix Acar

© Trainerstuff.be  
By Wouter Laroy

VIZ

(20141025) MAA ~ ANT (3 - 1)  
Set analysis - Set 2



TEAM\_NAME

- ANT
- MAA

UPPER LEFT:

+1: A# - B# - S#    -1: A=, A/, B=, B/, S=, R=, D=, F=, S=

LOWER LEFT:

TOI = Team of Interest = Team analyzed    OPP = Opponent  
XXXServe = who served    XXXSCORE = who got the point

LOWER RIGHT:

Attack sorted on #SCORE

Attacking skills

		Set 2													
		TOIServe						OPPServe							
TOI	Scorin..	TOISCORE			OPPSCORE			Total	TOISCORE			OPPSCORE			Total
		TOI	OPP	Total	TOI	OPP	Total		TOI	OPP	Total	TOI	OPP	Total	
ANT	A#		1	1		9	9	10	11		11		4	4	15
	S#	1		1			1	1					1	1	1
	A=		3	3	1		1	4		1	1	3		3	4
	A/											2		2	2
	S=				3		3	3		2	2				2
	D=				2		2	2							
	<b>Total</b>		1	4	5	6	9	15	20	11	3	14	5	5	10
MAA	A#	4		4		11	11	15	9		9	1		1	10
	S#	1		1			1	1				1		1	1
	A=		3	3	1		1	4		1	1	3		3	4
	A/		2	2				2							
	S=					2	2	2		3	3				3
	D=									2	2				2
	<b>Total</b>		5	5	10	3	11	14	24	9	6	15	4	1	5

		Count of SKILL	#SCORE	#SCORE%	NOSCORE	NOSCORE%	=SCORE	=SCORE%	EFF	
10	Höhne	MAA	10	6	60%	4	40%	0	0%	60%
5	Maan	MAA	7	5	71%	1	14%	1	14%	57%
8	Moreau	ANT	13	4	31%	7	54%	2	15%	15%
8	RAYMAEKERS	MAA	3	2	67%	1	33%	0	0%	67%
10	Jorna	ANT	5	2	40%	3	60%	0	0%	40%
14	Andrei	ANT	2	2	100%	0	0%	0	0%	100%
14	Padar	MAA	8	2	25%	3	38%	3	38%	-13%
3	Broshog	MAA	2	1	50%	1	50%	0	0%	50%
3	Van Harskamp	ANT	1	1	100%	0	0%	0	0%	100%
7	VAN WALLE	ANT	5	1	20%	1	20%	3	60%	-40%
18	COLSON	ANT	3	1	33%	1	33%	1	33%	0%



2014-2015

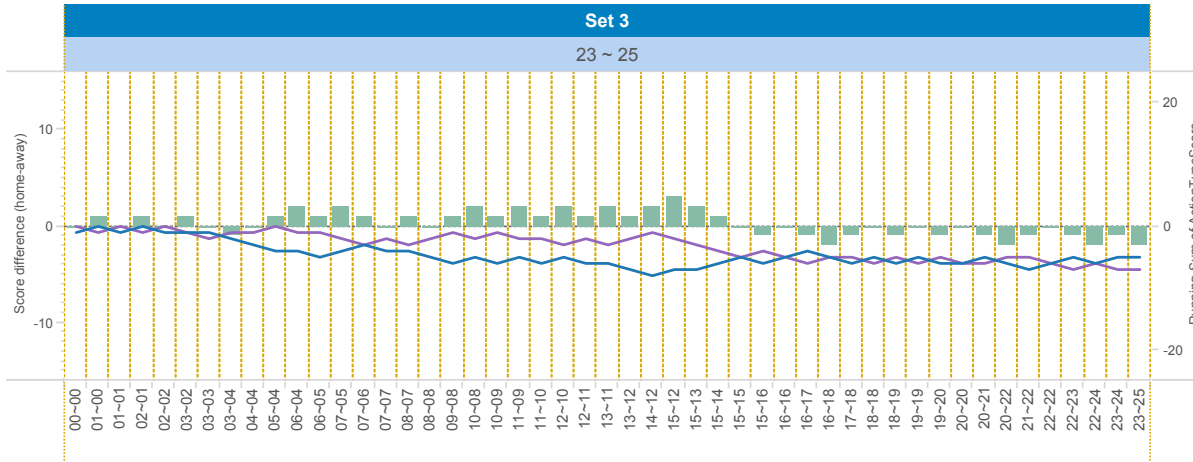
DATA

BelgiumVolleyStats.be  
By Marnix Acar

© Trainerstuff.be  
By Wouter Laroy

VIZ

(20141025) MAA ~ ANT (3 ~ 1)  
Set analysis - Set 3



TEAM\_NAME

- ANT
- MAA

UPPER LEFT:

+1: A# - B# - S#    -1: A=, A/, B=, B/, S=, R=, D=, F=, S=

LOWER LEFT:

TOI = Team of Interest = Team analyzed    OPP = Opponent  
XXXServe = who served    XXXSCORE = who got the point

LOWER RIGHT:

Attack sorted on #SCORE

		Set 3													
		TOIServe						OPPServe							
		TOIScore			OPPScore			Total	TOIScore			OPPScore			Total
TOI	Scorin..	TOI	OPP	Total	TOI	OPP	Total	Total	TOI	OPP	Total	TOI	OPP	Total	Total
ANT	A#	4		4		13	13	17	12		12				12
	S#												2	2	2
	A=		2	2	1		1	3				4		4	4
	A/		2	2	1		1	3				1		1	1
	S=				1		1	1		5	5				5
	<b>Total</b>		4	4	8	3	13	16	24	12	5	17	5	2	7
MAA	A#					12	12	12	13		13		4	4	17
	S#	2		2				2							
	A=		4	4				4		1	1	2		2	3
	A/		1	1				1		1	1	2		2	3
	S=				5		5	5		1	1				1
	<b>Total</b>		2	5	7	5	12	17	24	13	3	16	4	4	8

Attacking skills

		Count of SKILL	#SCORE	#SCORE%	NOSCORE	NOSCORE%	=SCORE	=SCORE%	EFF	
10	Höhne	MAA	12	5	42%	5	42%	2	17%	25%
14	Padar	MAA	10	5	50%	5	50%	0	0%	50%
5	Van Rekom	ANT	11	4	36%	5	45%	2	18%	18%
7	VAN WALLE	ANT	12	4	33%	6	50%	2	17%	17%
10	Jorna	ANT	10	4	40%	3	30%	3	30%	10%
5	Maan	MAA	6	3	50%	1	17%	2	33%	17%
18	COLSON	ANT	3	2	67%	1	33%	0	0%	67%
3	Van Harskamp	ANT	2	1	50%	1	50%	0	0%	50%
14	Andrei	ANT	2	1	50%	1	50%	0	0%	50%
3	Broshog	MAA	1	0	0%	1	100%	0	0%	0%
8	RAYMAEKERS	MAA	1	0	0%	1	100%	0	0%	0%



2014-2015

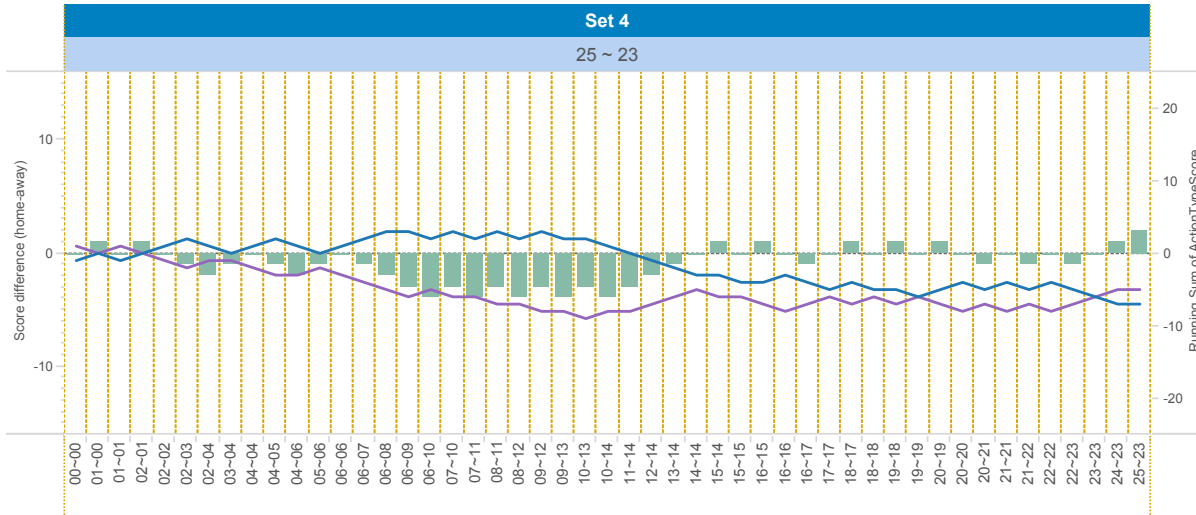
DATA

BelgiumVolleyStats.be  
By Marnix Acar

© Trainerstuff.be  
By Wouter Laroy

VIZ

(20141025) MAA ~ ANT (3 ~ 1)  
Set analysis - Set 4



TEAM\_NAME

- ANT
- MAA

UPPER LEFT:

+1: A# - B# - S#    -1: A=, A/, B=, B/, S=, R=, D=, F=, S=

LOWER LEFT:

TOI = Team of Interest = Team analyzed    OPP = Opponent  
XXXServe = who served    XXXSCORE = who got the point

LOWER RIGHT:

Attack sorted on #SCORE

Attacking skills

		Set 4																	
		TOIServe						OPPServe											
		TOISCORE			OPPSCORE			Total	TOISCORE			OPPSCORE			Total				
TOI	Scorin..	TOI	OPP	Total	TOI	OPP	Total		TOI	OPP	Total	TOI	OPP	Total					
ANT	A#	5		5			10	10	15			8		8			2	2	10
	S#	1		1					1										
	A=			1					1								2	2	2
	A/			1			1	1	2					3	3	4	4	4	7
	S=						5	5	5					4	4				4
	D=																1	1	1
	<b>Total</b>		6	2	8	6	10	16	24	8	7	15	7	2	9	24	9	24	24
MAA	A#	2		2			8	8	10			10		10			5	5	15
	S#															1	1	1	
	A=			2				2	2					1	1		1	1	
	A/			4			3	3	7			1	1	1	1		1	2	
	S=						4	4	4					5	5			5	
	D=			1				1	1										
	<b>Total</b>		2	7	9	7	8	15	24	10	6	16	2	6	8	24	8	24	24

		Count of SKILL	#SCORE	#SCORE%	NOSCORE	NOSCORE%	=SCORE	=SCORE%	EFF
5 Maan	MAA	13	5	38%	7	54%	1	8%	31%
7 VAN WALLE	ANT	12	5	42%	6	50%	1	8%	33%
10 Höhne	MAA	9	5	56%	4	44%	0	0%	56%
18 COLSON	ANT	4	4	100%	0	0%	0	0%	100%
14 Andrei	ANT	6	2	33%	2	33%	2	33%	0%
3 Broshog	MAA	2	1	50%	0	0%	1	50%	0%
5 Van Rekom	ANT	9	1	11%	6	67%	2	22%	-11%
10 Jorna	ANT	9	1	11%	6	67%	2	22%	-11%
14 Padar	MAA	9	1	11%	5	56%	3	33%	-22%
15 Finoli	MAA	1	1	100%	0	0%	0	0%	100%
12 Parkinson	MAA	1	0	0%	1	100%	0	0%	0%



2014-2015

DATA

BelgiumVolleyStats.be  
By Marnix Acar

© Trainerstuff.be  
By Wouter Laroy

VIZ

(20141025) MAA ~ ANT (3 ~ 1)  
Set analysis - Set 5

TEAM\_NAME

MAA

UPPER LEFT:

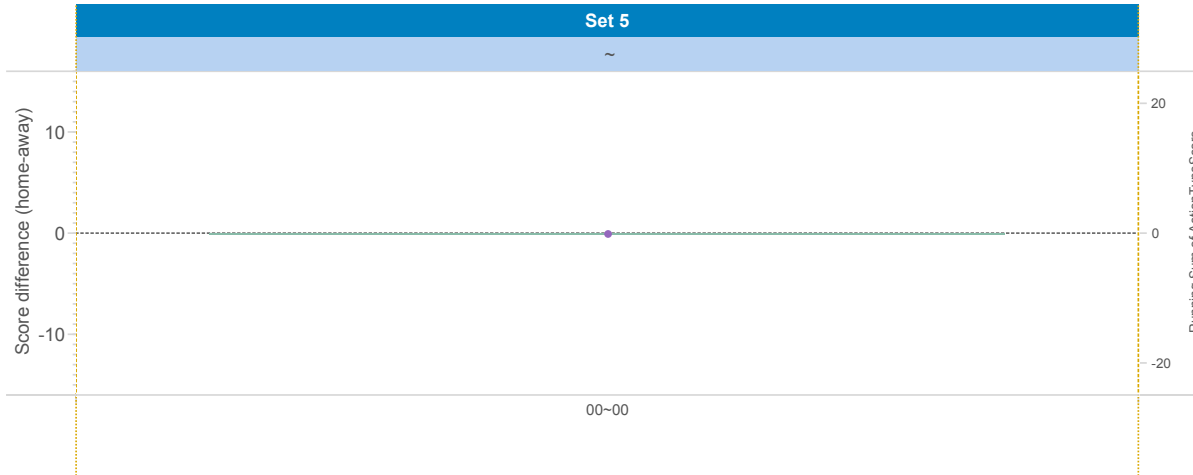
+1: A# - B# - S#    -1: A=, A/, B=, B/, S=, R=, D=, F=, S=

LOWER LEFT:

TOI = Team of Interest = Team analyzed    OPP = Opponent  
XXXServe = who served    XXXSCORE = who got the point

LOWER RIGHT:

Attack sorted on #SCORE



Attacking skills





2014-2015

DATA


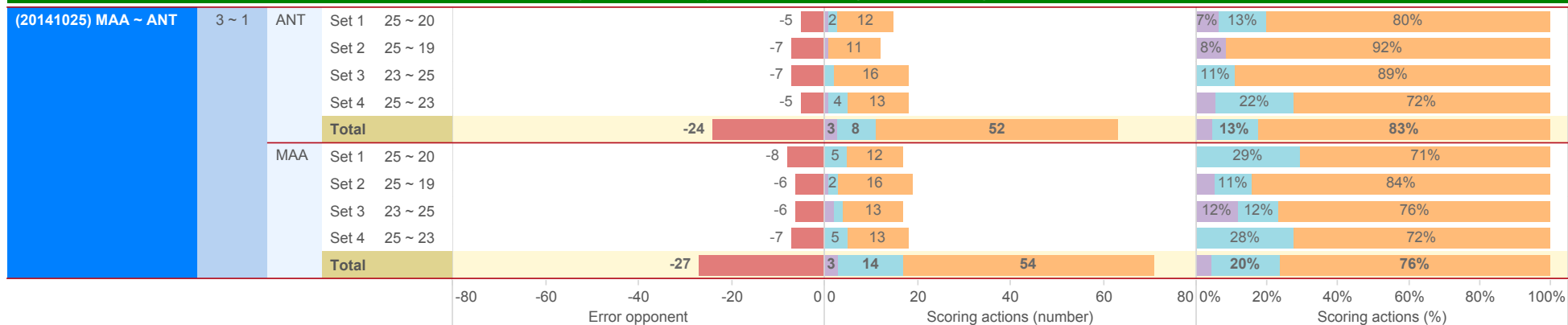
**BelgiumVolleyStats.be**  
By Marnix Acar

© **Trainerstuff.be**  
By Wouter Laroy

VIZ

**(20141025) MAA ~ ANT (3 ~ 1)**

Scoring Actions Analyzed: how were points made (per set)

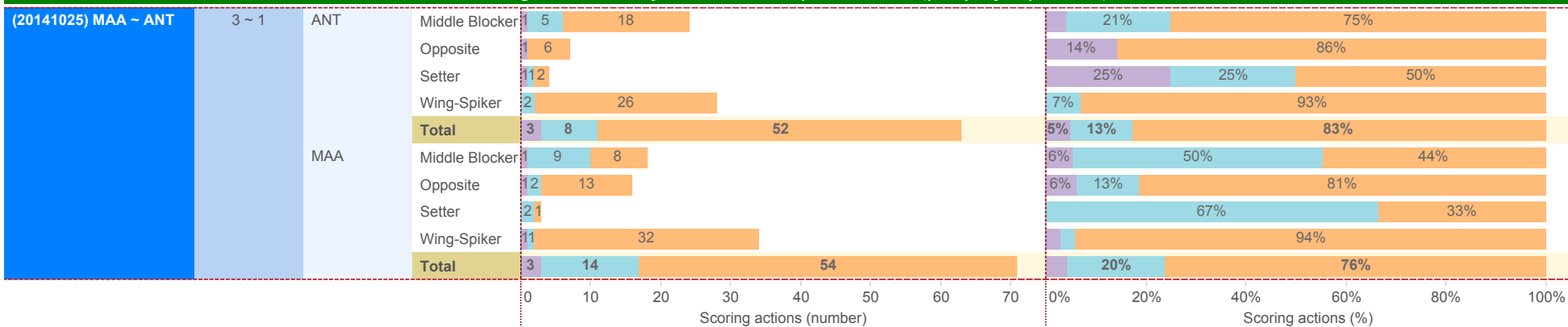






2014-2015

**(20141025) MAA ~ ANT (3 ~ 1)**  
*Scoring Actions Analyzed: how were points made (per player position)*





2014-2015

DATA

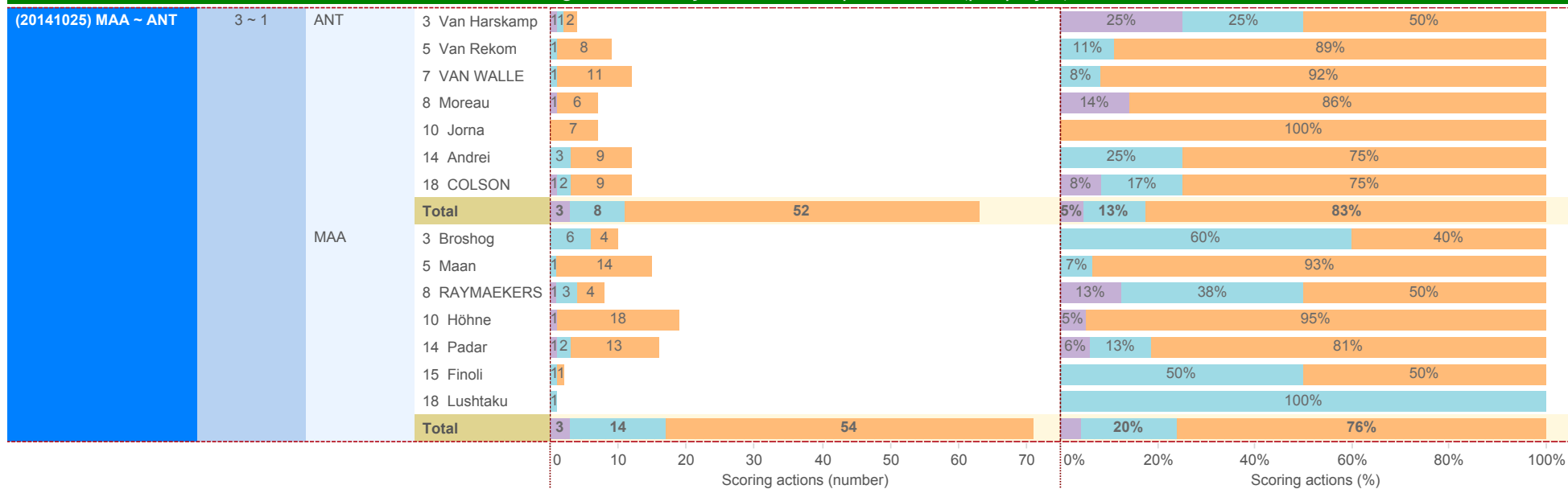
BelgiumVolleyStats.be  
By Marnix Acar

© Trainerstuff.be  
By Wouter Laroy

VIZ

(20141025) MAA ~ ANT (3 ~ 1)

Scoring Actions Analyzed: how were points made (per player)



S - Serve    B - Block    A - Attack



2014-2015

DATA

BelgiumVolleyStats.be  
By Marnix Acar

© Trainerstuff.be  
By Wouter Laroy

VIZ

(20141025) MAA ~ ANT (3 ~ 1)  
Skills in detail (per player position): Attack/Block

Skill	Team	Position	Game Lost					Game Won					Count of SKILL	EFF
			#	+	!	-	/	=						
A - Attack	ANT	Middle Blocker	18 (62%)	2 (7%)	3 (14%)	2 (7%)	4 (14%)	29				48%		
		Opposite	6 (27%)	4 (18%)	1 (5%)	7 (32%)	1 (5%)	3 (14%)	22			9%		
		Setter	2 (67%)		1 (0)				3			67%		
		Wing-Spiker	26 (29%)	6 (7%)	12 (10%)	25 (28%)	9 (10%)	11 (12%)	89			7%		
		<b>Total</b>	<b>52 (36%)</b>	<b>12 (8%)</b>	<b>17 (10%)</b>	<b>34 (24%)</b>	<b>14 (10%)</b>	<b>14 (10%)</b>	<b>143</b>			<b>17%</b>		
	MAA	Middle Blocker	8 (57%)	1 (7%)		4 (29%)	1 (7%)	14				50%		
		Opposite	13 (36%)	1 (3%)	1 (11%)	13 (36%)	4 (11%)	4 (11%)	36			14%		
		Setter	1 (100%)					1				100%		
		Wing-Spiker	32 (51%)	3 (5%)	3 (5%)	17 (27%)	3 (5%)	5 (8%)	63			38%		
		<b>Total</b>	<b>54 (47%)</b>	<b>5 (4%)</b>	<b>4 (7%)</b>	<b>34 (30%)</b>	<b>8 (7%)</b>	<b>9 (8%)</b>	<b>114</b>			<b>32%</b>		
B - Block	ANT	Middle Blocker	5 (19%)	4 (15%)	2 (0)	3 (11%)		13 (48%)	27			-30%		
		Opposite		1 (25%)	1 (0)			2 (50%)	4			-50%		
		Setter	1 (13%)		1 (0)			6 (75%)	8			-63%		
		Wing-Spiker	2 (18%)	3 (27%)				6 (55%)	11			-36%		
		<b>Total</b>	<b>8 (16%)</b>	<b>8 (16%)</b>	<b>4 (0)</b>	<b>3 (6%)</b>		<b>27 (54%)</b>	<b>50</b>			<b>-38%</b>		
	MAA	Middle Blocker	9 (18%)	10 (20%)	12 (0)	2 (4%)		18 (35%)	51			-18%		
		Opposite	2 (40%)		1 (0)			2 (40%)	5			0%		
		Setter	2 (40%)	1 (20%)	1 (0)			1 (20%)	5			20%		
		Wing-Spiker	1 (8%)	2 (15%)	2 (0)	1 (8%)		7 (54%)	13			-46%		
		<b>Total</b>	<b>14 (19%)</b>	<b>13 (18%)</b>	<b>16 (0)</b>	<b>3 (4%)</b>		<b>28 (38%)</b>	<b>74</b>			<b>-19%</b>		

■ GAME LOST    ■ GAME WON



2014-2015

DATA

BelgiumVolleyStats.be  
By Marnix Acar

© Trainerstuff.be  
By Wouter Laroy

VIZ

(20141025) MAA ~ ANT (3 ~ 1)

Skills in detail (per player position): Serve/Reception

Skill	Team	Position	#		+		!		-		/		=		Count of SKILL	EFF	
			Count	%	Count	%	Count	%	Count	%	Count	%	Count	%			
S - Serve	ANT	Middle Blocker	1	(4%)	12	(43%)			13	(46%)			2	(7%)	28		-4%
		Opposite	1	(17%)			2	(33%)		1	(17%)	2	(33%)	6		-17%	
		Setter	1	(6%)	2	(11%)			9	(50%)	2	(11%)	4	(22%)	18		-17%
		Wing-Spiker			12	(33%)			18	(50%)			6	(17%)	36		-17%
		<b>Total</b>	<b>3</b>	<b>(3%)</b>	<b>26</b>	<b>(30%)</b>			<b>42</b>	<b>(48%)</b>	<b>3</b>	<b>(3%)</b>	<b>14</b>	<b>(16%)</b>	<b>88</b>		<b>-13%</b>
	MAA	Middle Blocker	1	(4%)	9	(32%)			16	(57%)			2	(7%)	28		-4%
		Opposite	1	(7%)	4	(29%)			3	(21%)	2	(14%)	4	(29%)	14		-21%
		Setter			3	(25%)			7	(58%)			2	(17%)	12		-17%
		Wing-Spiker	1	(2%)	16	(37%)			19	(44%)	1	(2%)	6	(14%)	43		-12%
		<b>Total</b>	<b>3</b>	<b>(3%)</b>	<b>32</b>	<b>(33%)</b>			<b>45</b>	<b>(46%)</b>	<b>3</b>	<b>(3%)</b>	<b>14</b>	<b>(14%)</b>	<b>97</b>		<b>-11%</b>
R - Reception	ANT	Libero	8	(32%)	4	(16%)	8	(4%)	3	(12%)	1	(4%)	1	(4%)	25		-4%
		Wing-Spiker	16	(28%)	17	(29%)	7	(3%)	14	(24%)	2	(3%)	2	(3%)	58		-3%
		<b>Total</b>	<b>24</b>	<b>(29%)</b>	<b>21</b>	<b>(25%)</b>	<b>15</b>	<b>(4%)</b>	<b>17</b>	<b>(20%)</b>	<b>3</b>	<b>(4%)</b>	<b>3</b>	<b>(4%)</b>	<b>83</b>		<b>-4%</b>
	MAA	Libero	18	(43%)	6	(14%)	2	(7%)	11	(26%)	3	(7%)	2	(5%)	42		-5%
		Middle Blocker	2	(100%)											2		0%
		Wing-Spiker	13	(43%)	3	(10%)	3	( )	10	(33%)			1	(3%)	30		-3%
		<b>Total</b>	<b>33</b>	<b>(45%)</b>	<b>9</b>	<b>(12%)</b>	<b>5</b>	<b>(4%)</b>	<b>21</b>	<b>(28%)</b>	<b>3</b>	<b>(4%)</b>	<b>3</b>	<b>(4%)</b>	<b>74</b>		<b>-4%</b>

■ GAME LOST    ■ GAME WON



2014-2015

DATA

BelgiumVolleyStats.be  
By Marnix Acar

© Trainerstuff.be  
By Wouter Laroy

VIZ

(20141025) MAA ~ ANT (3 ~ 1)

Skills in detail (per player): Attack

A - Attack		ANT	3 Van Harskamp	2 (67%)	3 (10%)	5 (13%)	8 (26%)	4 (13%)	3 (10%)	3	67%
			5 Van Rekom	8 (26%)	3 (10%)	5 (13%)	8 (26%)	4 (13%)	3 (10%)	31	3%
			7 VAN WALLE	11 (37%)	2 (7%)	3 (7%)	8 (27%)	2 (7%)	4 (13%)	30	17%
			8 Moreau	6 (27%)	4 (18%)	1 (5%)	7 (32%)	1 (5%)	3 (14%)	22	9%
			10 Jorna	7 (25%)	1 (4%)	4 (11%)	9 (32%)	3 (11%)	4 (14%)	28	0%
			14 Andrei	9 (60%)	1 (7%)	1 (13%)	2 (13%)	2 (13%)		15	47%
			18 COLSON	9 (64%)	1 (7%)	2 (14%)		2 (14%)		14	50%
			<b>Total</b>	<b>52 (36%)</b>	<b>12 (8%)</b>	<b>17 (10%)</b>	<b>34 (24%)</b>	<b>14 (10%)</b>	<b>14 (10%)</b>	<b>143</b>	<b>17%</b>
		MAA	3 Broshog	4 (57%)			2 (29%)	1 (14%)		7	43%
			5 Maan	14 (48%)	1 (3%)	2 (10%)	6 (21%)	3 (10%)	3 (10%)	29	28%
			8 RAYMAEKERS	4 (67%)	1 (17%)		1 (17%)			6	67%
			10 Höhne	18 (53%)	2 (6%)	1 ()	11 (32%)		2 (6%)	34	47%
			12 Parkinson				1 (100%)			1	0%
			14 Padar	13 (36%)	1 (3%)	1 (11%)	13 (36%)	4 (11%)	4 (11%)	36	14%
			15 Finoli	1 (100%)						1	100%
			<b>Total</b>	<b>54 (47%)</b>	<b>5 (4%)</b>	<b>4 (7%)</b>	<b>34 (30%)</b>	<b>8 (7%)</b>	<b>9 (8%)</b>	<b>114</b>	<b>32%</b>
				#	+	!	-	/	=	Count of SKILL	EFF

GAME LOST    GAME WON



2014-2015

DATA

BelgiumVolleyStats.be  
By Marnix Acar

© Trainerstuff.be  
By Wouter Laroy

VIZ

(20141025) MAA ~ ANT (3 ~ 1)  
Skills in detail (per player): Block

B - Block		Player	Game Lost					Count of SKILL		EFF
			#	+	!	-	/	=		
ANT	3	Van Harskamp	1 (13%)		1 ()			6 (75%)	8	-63%
	5	Van Rekom	1 (33%)	1 (33%)			1 (33%)	3	0%	
	7	VAN WALLE	1 (20%)				4 (80%)	5	-60%	
	8	Moreau		1 (25%)	1 ()		2 (50%)	4	-50%	
	10	Jorna		2 (67%)			1 (33%)	3	-33%	
	14	Andrei	3 (20%)	2 (13%)	2 ()	1 (7%)	7 (47%)	15	-27%	
	18	COLSON	2 (17%)	2 (17%)		2 (17%)	6 (50%)	12	-33%	
	<b>Total</b>		<b>8 (16%)</b>	<b>8 (16%)</b>	<b>4 ()</b>	<b>3 (6%)</b>	<b>27 (54%)</b>	<b>50</b>	<b>-38%</b>	
	MAA	3	Broshog	6 (20%)	4 (13%)	10 ()	2 (7%)	8 (27%)	30	-7%
		5	Maan	1 (13%)	2 (25%)	1 ()		4 (50%)	8	-38%
8		RAYMAEKERS	3 (17%)	4 (22%)	2 ()		9 (50%)	18	-33%	
10		Höhne			1 ()	1 (20%)	3 (60%)	5	-60%	
12		Parkinson		2 (67%)			1 (33%)	3	-33%	
14		Padar	2 (40%)		1 ()		2 (40%)	5	0%	
15		Finoli	1 (50%)		1 ()			2	50%	
18		Lushtaku	1 (33%)	1 (33%)			1 (33%)	3	0%	
<b>Total</b>		<b>14 (19%)</b>	<b>13 (18%)</b>	<b>16 ()</b>	<b>3 (4%)</b>	<b>28 (38%)</b>	<b>74</b>	<b>-19%</b>		
			#	+	!	-	/	=	Count of SKILL	EFF

■ GAME LOST   ■ GAME WON



2014-2015

DATA

BelgiumVolleyStats.be  
By Marnix Acar

© Trainerstuff.be  
By Wouter Laroy

VIZ

(20141025) MAA ~ ANT (3 ~ 1)

Skills in detail (per player): Serve

S - Serve		Player	Skill						Count of SKILL	EFF
			#	+	!	-	/	=		
S - Serve	ANT	3 Van Harskamp	1 (6%)	2 (11%)		9 (50%)	2 (11%)	4 (22%)	18	-17%
		5 Van Rekom		1 (10%)		6 (60%)		3 (30%)	10	-30%
		7 VAN WALLE		5 (42%)		6 (50%)	1 (8%)	12	-8%	
		8 Moreau	1 (17%)			2 (33%)	1 (17%)	2 (33%)	6	-17%
		10 Jorna		6 (43%)		6 (43%)		2 (14%)	14	-14%
		14 Andrei		6 (43%)		7 (50%)		1 (7%)	14	-7%
		18 COLSON	1 (7%)	6 (43%)		6 (43%)		1 (7%)	14	0%
		<b>Total</b>	<b>3 (3%)</b>	<b>26 (30%)</b>		<b>42 (48%)</b>	<b>3 (3%)</b>	<b>14 (16%)</b>	<b>88</b>	<b>-13%</b>
		MAA	3 Broshog		2 (18%)		9 (82%)			11
	5 Maan			7 (37%)		9 (47%)	1 (5%)	2 (11%)	19	-11%
	8 RAYMAEKERS		1 (8%)	7 (58%)		3 (25%)		1 (8%)	12	0%
	10 Höhne		1 (4%)	9 (38%)		10 (42%)		4 (17%)	24	-13%
	12 Parkinson					4 (80%)		1 (20%)	5	-20%
	14 Padar		1 (7%)	4 (29%)		3 (21%)	2 (14%)	4 (29%)	14	-21%
	15 Finoli					5 (100%)			5	0%
	18 Lushtaku			3 (43%)		2 (29%)		2 (29%)	7	-29%
	<b>Total</b>		<b>3 (3%)</b>	<b>32 (33%)</b>		<b>45 (46%)</b>	<b>3 (3%)</b>	<b>14 (14%)</b>	<b>97</b>	<b>-11%</b>
			#	+	!	-	/	=	Count of SKILL	EFF

GAME LOST    GAME WON





2014-2015

DATA

BelgiumVolleyStats.be  
By Marnix Acar

© Trainerstuff.be  
By Wouter Laroy

VIZ

(20141025) MAA ~ ANT (3 ~ 1)  
Skills in detail (per player): Reception

R - Reception	ANT	1 Deroey	5 Van Rekom	7 VAN WALLE	10 Jorna	Total	MAA	5 Maan	7 DERKONINGEN	8 RAYMAEKERS	10 Höhne	12 Parkinson	Total		
		8 (32%)	4 (16%)	8 (4%)	3 (12%)	1 (4%)	1 (4%)	25							-4%
		4 (20%)	5 (25%)		9 (45%)		2 (10%)	20							-10%
		1 (14%)	2 (29%)	1 (14%)	2 (29%)	1 (14%)		7							0%
		11 (35%)	10 (32%)	6 (3%)	3 (10%)	1 (3%)		31							0%
		24 (29%)	21 (25%)	15 (4%)	17 (20%)	3 (4%)	3 (4%)	83							-4%
	MAA	6 (55%)	1 (9%)	1 ()	3 (27%)			11							0%
		18 (43%)	6 (14%)	2 (7%)	11 (26%)	3 (7%)	2 (5%)	42							-5%
		1 (100%)						1							0%
		7 (37%)	2 (11%)	2 ()	7 (37%)		1 (5%)	19							-5%
		1 (100%)						1							0%
		33 (45%)	9 (12%)	5 (4%)	21 (28%)	3 (4%)	3 (4%)	74							-4%
		#	+	!	-	/	=	Count of SKILL							EFF

■ GAME LOST ■ GAME WON