



2014-2015

DATA

**BelgiumVolleyStats.be**  
By Marnix Acar

© **Trainerstuff.be**  
By Wouter Laroy

VIZ

Scouting data provided by: Marnix Acar - [www.BelgiumVolleyStats.be](http://www.BelgiumVolleyStats.be)

Data processing and vizualization: Wouter Laroy - [www.trainerstuff.be](http://www.trainerstuff.be)

Questions/Remarks/Suggestions: [info@belgiumvolleystats.be](mailto:info@belgiumvolleystats.be) - [woutertrainerstuff@gmail.com](mailto:woutertrainerstuff@gmail.com)

		(20141025) GEN ~ HAA					Grand Total	
		2 ~ 3						
		Set 1	Set 2	Set 3	Set 4	Set 5		
		22 ~ 25	25 ~ 19	23 ~ 25	24 ~ 26	13 ~ 15		
GEN	1 Christiaens	Wing-Spiker	21	14	19	17	7	14 64
	3 DEVRIESE	Middle Blocker	10	9	9	8	6	9 33
	7 COENEN	Middle Blocker	11	13	6	8	5	13 30
	9 Vandecaveye	Wing-Spiker	19	10	18	29	16	10 82
	11 DEGRUYTER	Setter	4	12	7	8	4	12 23
	14 Tholse	Wing-Spiker	10	16	13	20	9	16 52
	18 Nagels	Libero	7	10	6	9	3	10 25
HAA	1 Tormans	Opposite			1	1		2
	2 Huysegoms	Middle Blocker	9	10	4	6	7	26 10
	5 Janssen	Middle Blocker	8	9	3	9	3	23 9
	6 Van Assche	Wing-Spiker	17	17	17	20	11	65 17
	11 Van Reeth	Libero	7	10	11	13	8	39 10
	12 Verelst	Setter	9	3	4	8	3	24 3
	13 Steenhouwer	Wing-Spiker	18	20	25	16	5	64 20
	14 Verspecht	Setter		1				1
	18 Sybers	Opposite	18	12	15	20	10	63 12
		0 50	0 50	0 50	0 50	0 50	0 50	
		Number of recorded actions	Number of recorded actions	Number of recorded actions	Number of recorded actions	Number of recorded actions	Number of recorded actions	

■ SET WON ■ SET LOST



2014-2015

(20141025) GEN ~ HAA (2 ~ 3)  
Game analysis

		TOIServe						OPPServe												
TOI	ScoringActi..	TOISCORE			OPPSCORE			Total	TOISCORE			OPPSCORE			Total					
		TOI	OPP	Total	TOI	OPP	Total		TOI	OPP	Total	TOI	OPP	Total						
<b>GEN</b>	A#	12		12						47	1		48			10		10		58
	S#	7		7												4		4		4
	A=		4	4		4					1		1		10		4		10	11
	A/	1	12	13		6					2		2		5				5	7
	S=					11					19		19						19	19
	E=		1	1		1									1				1	1
	F=		1	1											1				1	1
	D=					1													1	1
	B=					3					2		2		2				2	4
	<b>Total</b>	20	18	38	26	46	72	110	47	25	72	19	14	33	19	14	33	105	105	
<b>HAA</b>	A#	10		10						46			46					12		58
	S#	4		4											7			7		7
	A=		10	10		1					4		4		4			4		8
	A/		5	5		2					6		6		12		1	13		19
	S=					19					11		11						11	11
	E=										1		1		1				1	2
	F=														1				1	1
	D=										1		1						1	1
	B=					2					3		3						3	3
	<b>Total</b>	14	19	33	25	47	72	105	46	26	72	18	20	38	18	20	38	110	110	

**Attack**

		Count of SKILL	#SCORE%	=SCORE%	EFF
5 Janssen	HAA	6	100%	0%	100%
3 DEVRIESE	GEN	17	65%	0%	65%
2 Huysegoms	HAA	14	64%	7%	57%
1 Christiaens	GEN	28	50%	21%	29%
7 COENEN	GEN	10	50%	10%	40%
9 Vandecaveye	GEN	35	46%	9%	37%
18 Sybers	HAA	48	44%	19%	25%
13 Steenhouwer	HAA	25	36%	12%	24%
14 Tholse	GEN	41	32%	37%	-5%
6 Van Assche	HAA	39	31%	15%	15%
11 DEGRUYTER	GEN	3	0%	33%	-33%
12 Verelst	HAA	2	0%	50%	-50%

**Block**

		Count of SKILL	#
2 Huysegoms	HAA	11	7
11 DEGRUYTER	GEN	9	5
3 DEVRIESE	GEN	6	3
7 COENEN	GEN	7	3
14 Tholse	GEN	6	2
18 Sybers	HAA	6	2
5 Janssen	HAA	7	1
6 Van Assche	HAA	2	1
9 Vandecaveye	GEN	4	1
12 Verelst	HAA	4	1
1 Christiaens	GEN	5	
13 Steenhouwer	HAA	2	

**Serve**

		Count of SKILL	#%	=%
3 DEVRIESE	GEN	16	19%	6%
6 Van Assche	HAA	24	13%	4%
7 COENEN	GEN	24	13%	
2 Huysegoms	HAA	11	9%	45%
9 Vandecaveye	GEN	17	6%	18%
14 Tholse	GEN	18	6%	11%
1 Christiaens	GEN	17		12%
1 Tormans	HAA	2		
5 Janssen	HAA	18		17%
11 DEGRUYTER	GEN	18		17%
12 Verelst	HAA	18		6%
13 Steenhouwer	HAA	14		36%
18 Sybers	HAA	18		22%

**Reception**

		Count of SKILL	#%	+%	=%
3 DEVRIESE	GEN	2	50%		
6 Van Assche	HAA	12	42%	33%	8%
18 Nagels	GEN	22	41%	18%	5%
9 Vandecaveye	GEN	34	35%	29%	6%
11 Van Reeth	HAA	46	30%	28%	9%
13 Steenhouwer	HAA	41	22%	29%	5%
1 Christiaens	GEN	26	12%	46%	4%
11 DEGRUYTER	GEN	2		50%	

**UPPER:**

TOI = Team of Interest = Team analyzed    OPP = Opponent  
 XXXServe = who served    XXXSCORE = who got the point



2014-2015

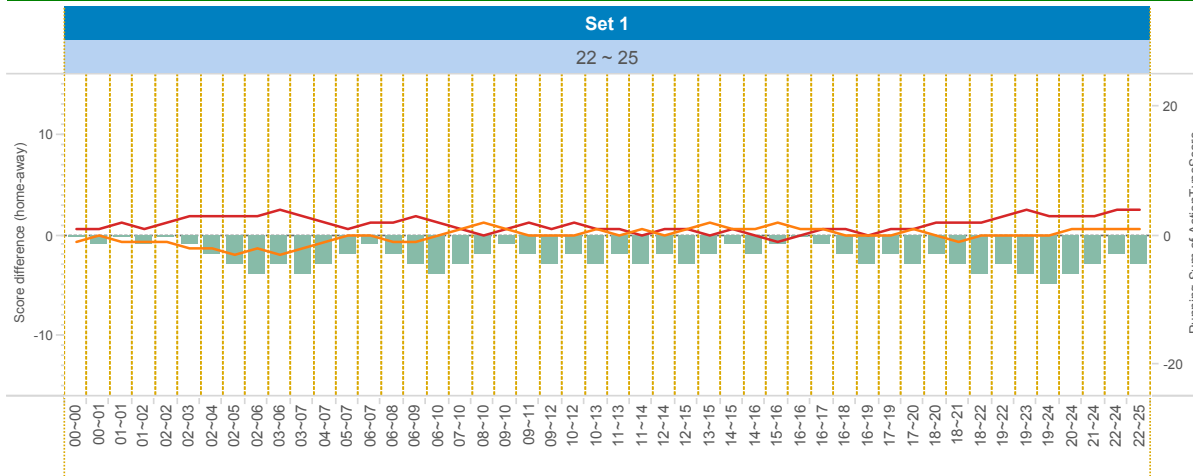
DATA

BelgiumVolleyStats.be  
By Marnix Acar

© Trainerstuff.be  
By Wouter Laroy

VIZ

(20141025) GEN ~ HAA (2 ~ 3)  
Set analysis - Set 1



TEAM\_NAME

- GEN
- HAA

UPPER LEFT:

+1: A# - B# - S#    -1: A=, A/, B=, B/, S=, R=, D=, F=, S=

LOWER LEFT:

TOI = Team of Interest = Team analyzed    OPP = Opponent  
XXXServe = who served    XXXSCORE = who got the point

LOWER RIGHT:

Attack sorted on #SCORE

Attacking skills

		Set 1													
		TOIServe						OPPServe							
		TOISCORE			OPPSCORE			Total	TOISCORE			OPPSCORE			Total
TOI	Scorin..	TOI	OPP	Total	TOI	OPP	Total		TOI	OPP	Total	TOI	OPP	Total	
GEN	A#	2		2		12	12	14	9		9		3	3	12
	S#	2		2			2								
	A=								1	1		4	4	5	
	A/		3	3		2	2	5				2	2	2	
	S=					1	1	1		3	3			3	
	E=		1	1				1				1	1	1	
	B=								1	1				1	
	<b>Total</b>		4	4	8	3	12	15	23	9	5	14	7	3	10
HAA	A#	3		3		9	9	12	12		12		2	2	14
	S#											2	2	2	
	A=		4	4		1	1	5							
	A/		2	2			2	2	2	2		3	3	5	
	S=					3	3	3		1	1			1	
	E=		1	1				1				1	1	1	
	B=					1	1	1						1	
	<b>Total</b>		3	7	10	5	9	14	24	12	3	15	4	4	8

		Count of SKILL	#SCORE	#SCORE%	NOSCORE	NOSCORE%	=SCORE	=SCORE%	EFF
18 Sybers	HAA	11	7	64%	2	18%	2	18%	45%
1 Christiaens	GEN	7	4	57%	0	0%	3	43%	14%
3 DEVRIESE	GEN	4	3	75%	1	25%	0	0%	75%
5 Janssen	HAA	3	3	100%	0	0%	0	0%	100%
2 Huysegoms	HAA	3	2	67%	0	0%	1	33%	33%
6 Van Assche	HAA	7	2	29%	4	57%	1	14%	14%
7 COENEN	GEN	3	2	67%	1	33%	0	0%	67%
9 Vandecaveye	GEN	7	1	14%	4	57%	2	29%	-14%
13 Steenhouwer	HAA	4	1	25%	2	50%	1	25%	0%
14 Tholse	GEN	7	1	14%	3	43%	3	43%	-29%
12 Verelst	HAA	1	0	0%	1	100%	0	0%	0%



2014-2015

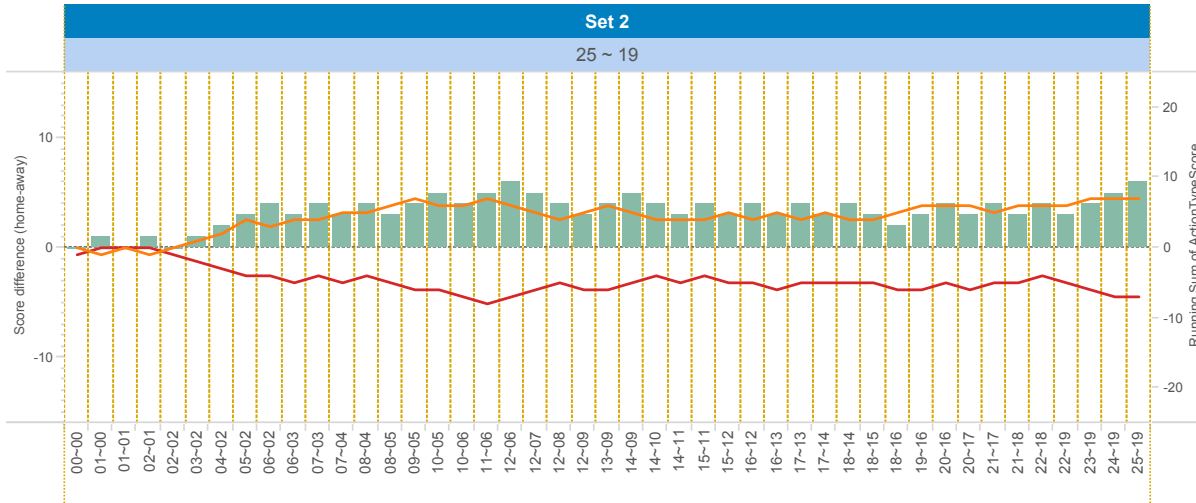
DATA

BelgiumVolleyStats.be  
By Marnix Acar

© Trainerstuff.be  
By Wouter Laroy

VIZ

(20141025) GEN ~ HAA (2 ~ 3)  
Set analysis - Set 2



TEAM\_NAME

- GEN
- HAA

UPPER LEFT:

+1: A# - B# - S# -1: A=, A/, B=, B/, S=, R=, D=, F=, S=

LOWER LEFT:

TOI = Team of Interest = Team analyzed OPP = Opponent  
XXXServe = who served XXXSCORE = who got the point

LOWER RIGHT:

Attack sorted on #SCORE

Attacking skills

		Set 2													
		TOIServe						OPPServe							
		TOISCORE			OPPSCORE			Total	TOISCORE			OPPSCORE			Total
TOI	Scorin..	TOI	OPP	Total	TOI	OPP	Total		TOI	OPP	Total	TOI	OPP	Total	
GEN	A#	2		2		9	9	11	10		10		3	3	13
	S#	2		2			2						3	3	
	A=		1	1	1	1	2					1	1	2	
	A/		4	4	1	1	5		1	1	1	1	1	2	
	S=				3	3	3		4	4				4	
	B=				1	1	1		1	1				1	
	<b>Total</b>		4	5	9	6	9	15	24	10	6	16	1	3	4
HAA	A#	3		3		10	10	13	9		9		2	2	11
	S#												2	2	
	A=								1	1	1	1	1	2	
	A/		1	1	1	1	2		1	1	4	4	4	5	
	S=				4	4	4		3	3				3	
	B=				1	1	1		1	1				1	
	<b>Total</b>		3	1	4	6	10	16	20	9	6	15	5	4	9

		Count of SKILL	#SCORE	#SCORE%	NOSCORE	NOSCORE%	=SCORE	=SCORE%	EFF
6 Van Assche	HAA	10	5	50%	4	40%	1	10%	40%
14 Tholse	GEN	11	5	45%	4	36%	2	18%	27%
2 Huysegoms	HAA	5	3	60%	2	40%	0	0%	60%
3 DEVRIESE	GEN	4	3	75%	1	25%	0	0%	75%
18 Sybers	HAA	8	3	38%	1	13%	4	50%	-13%
1 Christiaens	GEN	5	2	40%	2	40%	1	20%	20%
7 COENEN	GEN	3	1	33%	2	67%	0	0%	33%
9 Vandecaveye	GEN	5	1	20%	4	80%	0	0%	20%
13 Steenhouwer	HAA	4	1	25%	3	75%	0	0%	25%
12 Verelst	HAA	1	0	0%	0	0%	1	100%	-100%



2014-2015

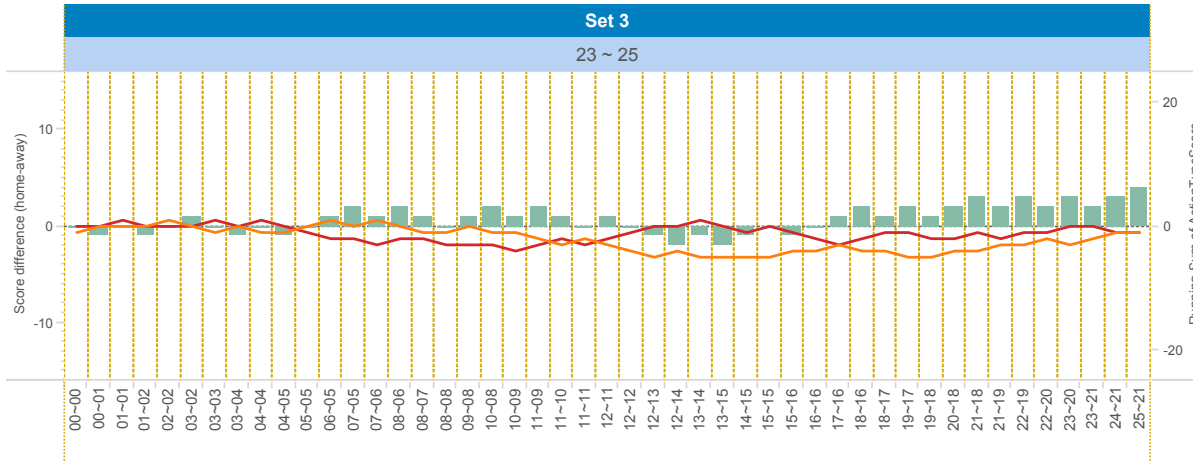
DATA

BelgiumVolleyStats.be  
By Marnix Acar

© Trainerstuff.be  
By Wouter Laroy

VIZ

(20141025) GEN ~ HAA (2 ~ 3)  
Set analysis - Set 3



TEAM\_NAME

- GEN
- HAA

UPPER LEFT:

+1: A# - B# - S#    -1: A=, A/, B=, B/, S=, R=, D=, F=, S=

LOWER LEFT:

TOI = Team of Interest = Team analyzed    OPP = Opponent  
XXXServe = who served    XXXSCORE = who got the point

LOWER RIGHT:

Attack sorted on #SCORE

		Set 3																	
		TOIServe							OPPServe										
		TOIScore			OPPScore				Total			TOIScore			OPPScore				Total
TOI	Scorin..	TOI	OPP	Total	TOI	OPP	Total	Total	TOI	OPP	Total	TOI	OPP	Total	TOI	OPP	Total		
GEN	A#	4		4		9	9	13	9	1	10		1	1			11		
	S#	1		1				1					3	3			3		
	A=		1	1	1	1	1	2					1	1			1		
	A/		2	2	2	2	4	4											
	S=				3	3	3	3		6	6						6		
	F=		1	1			1	1											
	B=					1	1	1											
	<b>Total</b>		5	4	9	7	9	16	25	9	7	16	1	4	5			21	
HAA	A#	1		1	1	9	10	11	9		9		4	4			13		
	S#	3		3				3					1	1			1		
	A=		1	1				1		1	1	1		1			2		
	A/							1		2	2	2		2			4		
	S=				6	6	6	6		3	3						3		
	F=												1	1			1		
	B=									1	1						1		
	<b>Total</b>		4	1	5	7	9	16	21	9	7	16	4	5	9			25	

Attacking skills

		Count of SKILL	#SCORE	#SCORE%	NOSCORE	NOSCORE%	=SCORE	=SCORE%	EFF
18 Sybers	HAA	9	5	56%	4	44%	0	0%	56%
1 Christiaens	GEN	6	4	67%	2	33%	0	0%	67%
13 Steenhouwer	HAA	11	4	36%	5	45%	2	18%	18%
3 DEVRIESE	GEN	5	3	60%	2	40%	0	0%	60%
9 Vandecaveye	GEN	5	3	60%	2	40%	0	0%	60%
6 Van Assche	HAA	6	2	33%	3	50%	1	17%	17%
14 Tholse	GEN	8	2	25%	2	25%	4	50%	-25%
7 COENEN	GEN	2	1	50%	1	50%	0	0%	50%
11 DEGRUYTER	GEN	1	0	0%	1	100%	0	0%	0%



2014-2015

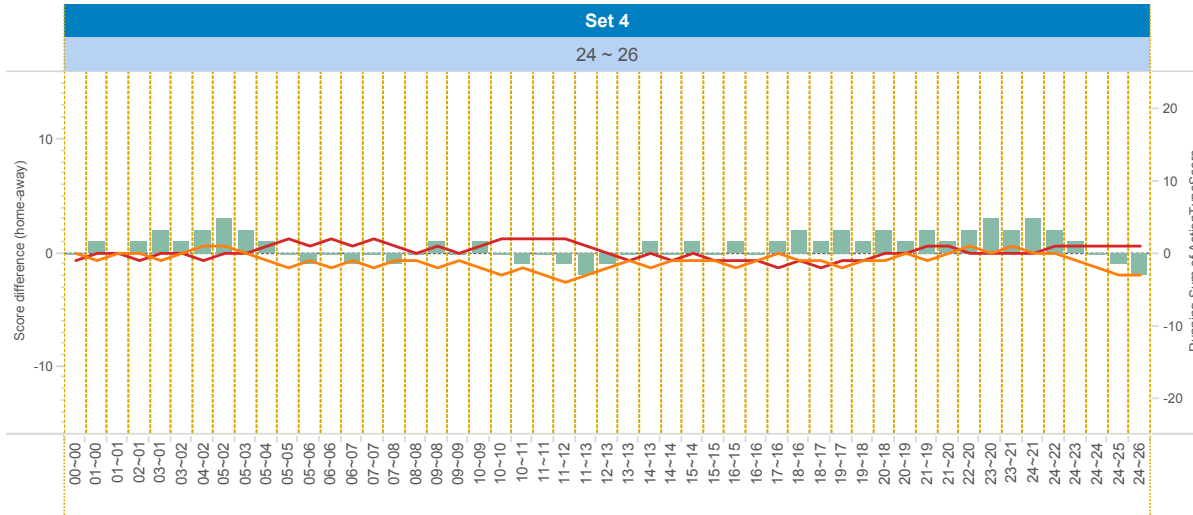
DATA

BelgiumVolleyStats.be  
By Marnix Acar

© Trainerstuff.be  
By Wouter Laroy

VIZ

(20141025) GEN ~ HAA (2 ~ 3)  
Set analysis - Set 4



TEAM\_NAME

- GEN
- HAA

UPPER LEFT:

+1: A# - B# - S#    -1: A=, A/, B=, B/, S=, R=, D=, F=, S=

LOWER LEFT:

TOI = Team of Interest = Team analyzed    OPP = Opponent  
XXXServe = who served    XXXSCORE = who got the point

LOWER RIGHT:

Attack sorted on #SCORE

Attacking skills

		Set 4													
		TOIServe						OPPServe							
		TOISCORE			OPPSCORE			Total	TOISCORE			OPPSCORE			Total
TOI	Scorin..	TOI	OPP	Total	TOI	OPP	Total		TOI	OPP	Total	TOI	OPP	Total	
GEN	A#	1		1		12	12	13	14		14		3	3	17
	S#	1		1				1							
	A=		2	2	1		1	3			2		2	2	
	A/		3	3	1		1	4			1		1	1	
	S=				2		2	2		3	3			3	
	F=											1		1	1
	B=				1		1	1			2		2	2	
	<b>Total</b>	2	5	7	5	12	17	24	14	3	17	6	3	9	26
HAA	A#	3		3		14	14	17	12		12		1	1	13
	S#											1		1	1
	A=		2	2				2		1	1	2		2	3
	A/		1	1				1		1	1	3		3	4
	S=				3		3	3		2	2			2	2
	F=			1	1			1							1
	B=			2	2			2		1	1				1
	<b>Total</b>	3	6	9	3	14	17	26	12	5	17	5	2	7	24

		Count of SKILL	#SCORE	#SCORE%	NOSCORE	NOSCORE%	=SCORE	=SCORE%	EFF
9 Vandecaveye	GEN	10	7	70%	3	30%	0	0%	70%
18 Sybers	HAA	13	5	38%	6	46%	2	15%	23%
14 Tholse	GEN	10	4	40%	2	20%	4	40%	0%
1 Christiaens	GEN	8	3	38%	4	50%	1	13%	25%
6 Van Assche	HAA	10	3	30%	4	40%	3	30%	0%
13 Steenhouwer	HAA	6	3	50%	3	50%	0	0%	50%
2 Huysegoms	HAA	3	2	67%	1	33%	0	0%	67%
5 Janssen	HAA	2	2	100%	0	0%	0	0%	100%
7 COENEN	GEN	1	1	100%	0	0%	0	0%	100%
3 DEVRIESE	GEN	1	0	0%	1	100%	0	0%	0%
11 DEGRUYTER	GEN	1	0	0%	1	100%	0	0%	0%





2014-2015

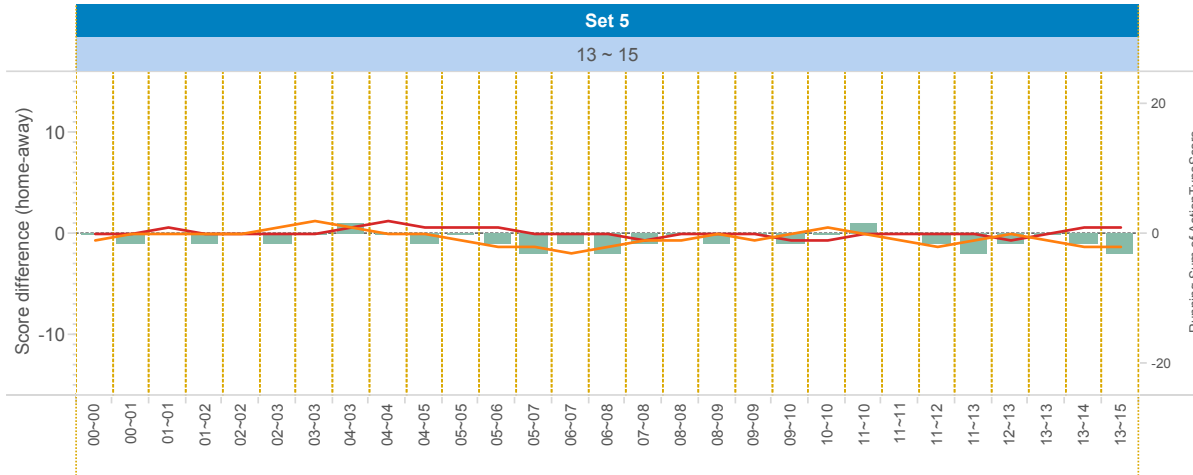
DATA

BelgiumVolleyStats.be  
By Marnix Acar

© Trainerstuff.be  
By Wouter Laroy

ZIV

(20141025) GEN ~ HAA (2 ~ 3)  
Set analysis - Set 5



TEAM\_NAME

- GEN
- HAA

UPPER LEFT:

+1: A# - B# - S#    -1: A=, A/, B=, B/, S=, R=, D=, F=, S=

LOWER LEFT:

TOI = Team of Interest = Team analyzed    OPP = Opponent  
XXXServe = who served    XXXSCORE = who got the point

LOWER RIGHT:

Attack sorted on #SCORE

Attacking skills

		Set 5													
		TOIServe						OPPServe							
		TOIScore			OPPScore			Total	TOIScore			OPPScore			Total
TOI	Scorin..	TOI	OPP	Total	TOI	OPP	Total		TOI	OPP	Total	TOI	OPP	Total	
GEN	A/	1		1			1		1					2	
	S#	1		1			1					1		1	
	A#	3		3		4	4	7	5		5			5	
	A=					1	1	1				3		3	
	D=					1	1	1							
	E=					1	1	1							
	S=					2	2	2		3	3				3
	<b>Total</b>	<b>5</b>		<b>5</b>	<b>5</b>	<b>4</b>	<b>9</b>	<b>14</b>	<b>5</b>	<b>4</b>	<b>9</b>	<b>4</b>	<b>1</b>	<b>5</b>	<b>14</b>
HAA	A/		1	1	1		1	2					1	1	
	S#	1		1			1	1				1		1	
	A#					5	5	5	4		4		3	7	
	A=		3	3			3	3		1	1			1	
	D=								1	1				1	
	E=								1	1				1	
	S=					3	3	3		2	2				2
	<b>Total</b>	<b>1</b>	<b>4</b>	<b>5</b>	<b>4</b>	<b>5</b>	<b>9</b>	<b>14</b>	<b>4</b>	<b>5</b>	<b>9</b>	<b>5</b>	<b>5</b>	<b>14</b>	

		Count of SKILL	#SCORE	#SCORE%	NOSCORE	NOSCORE%	=SCORE	=SCORE%	EFF
9 Vandecaveye	GEN	8	4	50%	3	38%	1	13%	38%
2 Huysegoms	HAA	3	2	67%	1	33%	0	0%	67%
3 DEVRIESE	GEN	3	2	67%	1	33%	0	0%	67%
1 Christiaens	GEN	2	1	50%	0	0%	1	50%	0%
5 Janssen	HAA	1	1	100%	0	0%	0	0%	100%
14 Tholse	GEN	5	1	20%	2	40%	2	40%	-20%
18 Sybers	HAA	7	1	14%	5	71%	1	14%	0%
6 Van Assche	HAA	6	0	0%	6	100%	0	0%	0%
7 COENEN	GEN	1	0	0%	0	0%	1	100%	####
11 DEGRUYTER	GEN	1	0	0%	0	0%	1	100%	####



2014-2015

DATA


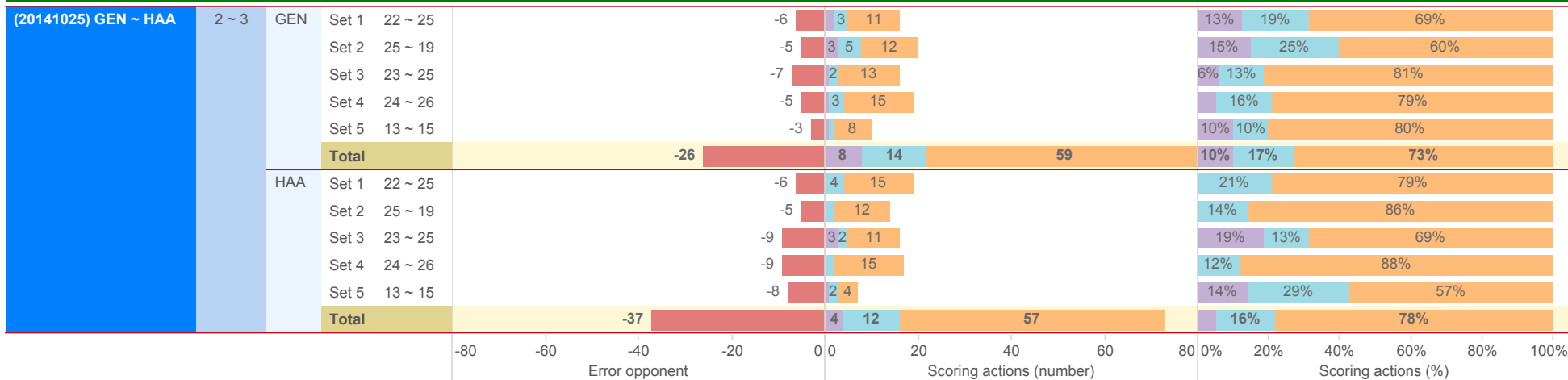
BelgiumVolleyStats.be  
By Marnix Acar

© Trainerstuff.be  
By Wouter Laroy

VIZ

(20141025) GEN ~ HAA (2 ~ 3)

Scoring Actions Analyzed: how were points made (per set)

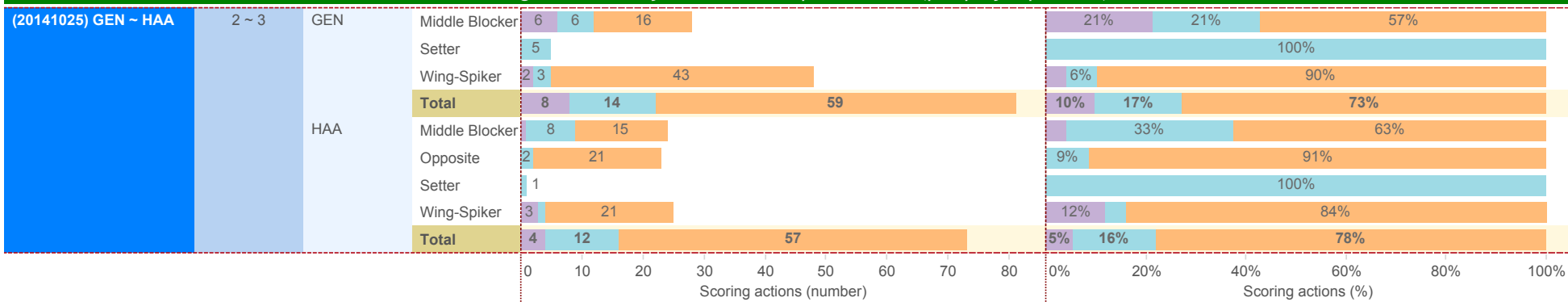






2014-2015

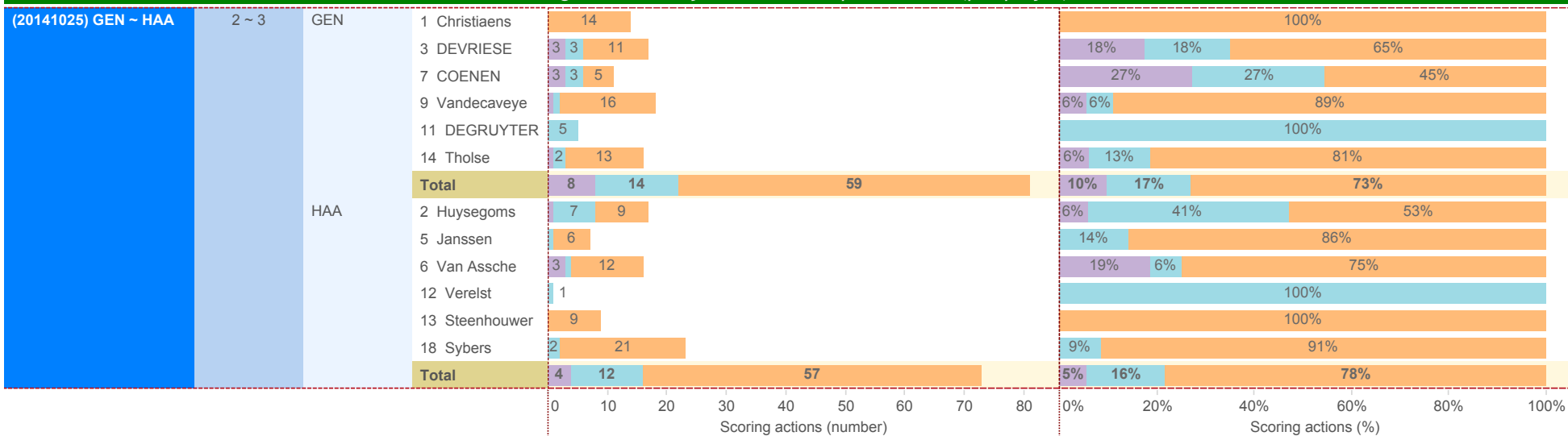
**(20141025) GEN ~ HAA (2 ~ 3)**  
*Scoring Actions Analyzed: how were points made (per player position)*





2014-2015

**(20141025) GEN ~ HAA (2 ~ 3)**  
 Scoring Actions Analyzed: how were points made (per player)



S - Serve
  B - Block
  A - Attack



2014-2015

DATA

BelgiumVolleyStats.be  
By Marnix Acar

© Trainerstuff.be  
By Wouter Laroy

VIZ

(20141025) GEN ~ HAA (2 ~ 3)  
Skills in detail (per player position): Attack/Block

Skill	Position	Game Outcome										Count of SKILL	EFF																	
		0	50	100	0	20	40	60	0	5	10			15	20	0	2	4	6	0	10	20	0	10	20	30	40	0	50	100
A - Attack	GEN	Middle Blocker	16 (59%)																											
		Setter																												
		Wing-Spiker	43 (41%)																											
		<b>Total</b>	<b>59 (44%)</b>																											
	HAA	Middle Blocker	15 (75%)																											
		Opposite	21 (44%)																											
		Setter																												
		Wing-Spiker	21 (33%)																											
		<b>Total</b>	<b>57 (43%)</b>																											
		B - Block	GEN	Middle Blocker	6 (46%)																									
Setter	5 (56%)																													
Wing-Spiker	3 (20%)																													
<b>Total</b>	<b>14 (38%)</b>																													
HAA	Middle Blocker		8 (44%)																											
	Opposite		2 (33%)																											
	Setter		1 (25%)																											
	Wing-Spiker		1 (25%)																											
	<b>Total</b>		<b>12 (38%)</b>																											

■ GAME LOST    ■ GAME WON



2014-2015

DATA

BelgiumVolleyStats.be  
By Marnix Acar

© Trainerstuff.be  
By Wouter Laroy

VIZ

(20141025) GEN ~ HAA (2 ~ 3)  
Skills in detail (per player position): Serve/Reception

Skill	Team	Position	Game Lost					Game Won					Total	EFF
			#	+	!	-	/	=	Count of SKILL	EFF				
S - Serve	GEN	Middle Blocker	6 (15%)	14 (35%)	10 (3%)	8 (20%)	1 (3%)	1 (3%)	40	13%				
		Setter	2 (4%)	7 (39%)	3 (0)	5 (28%)		3 (17%)	18	-17%				
		Wing-Spiker	2 (4%)	12 (23%)	16 (0)	15 (29%)		7 (13%)	52	-10%				
		<b>Total</b>	<b>8 (7%)</b>	<b>33 (30%)</b>	<b>29 (1%)</b>	<b>28 (25%)</b>	<b>1 (1%)</b>	<b>11 (10%)</b>	<b>110</b>	<b>-3%</b>				
	HAA	Middle Blocker	1 (3%)	6 (21%)	7 (0)	7 (24%)		8 (28%)	29	-24%				
		Opposite		4 (20%)	8 (0)	4 (20%)		4 (20%)	20	-20%				
		Setter		5 (28%)	6 (0)	6 (33%)		1 (6%)	18	-6%				
		Wing-Spiker	3 (8%)	13 (34%)	7 (0)	9 (24%)		6 (16%)	38	-8%				
	<b>Total</b>	<b>4 (4%)</b>	<b>28 (27%)</b>	<b>28 (0)</b>	<b>26 (25%)</b>		<b>19 (18%)</b>	<b>105</b>	<b>-14%</b>					
	R - Reception	GEN	Libero	9 (41%)	4 (18%)		8 (36%)		1 (5%)	22	-5%			
Middle Blocker			1 (50%)			1 (50%)			2	0%				
Setter				1 (50%)		1 (50%)			2	0%				
Wing-Spiker			15 (25%)	22 (37%)		20 (33%)		3 (5%)	60	-5%				
<b>Total</b>		<b>25 (29%)</b>	<b>27 (31%)</b>		<b>30 (35%)</b>		<b>4 (5%)</b>	<b>86</b>	<b>-5%</b>					
HAA		Libero	14 (30%)	13 (28%)		14 (30%)	1 (2%)	4 (9%)	46	-9%				
		Wing-Spiker	14 (26%)	16 (30%)		19 (36%)	1 (2%)	3 (6%)	53	-6%				
		<b>Total</b>	<b>28 (28%)</b>	<b>29 (29%)</b>		<b>33 (33%)</b>	<b>2 (2%)</b>	<b>7 (7%)</b>	<b>99</b>	<b>-7%</b>				



2014-2015

DATA

BelgiumVolleyStats.be  
By Marnix Acar

© Trainerstuff.be  
By Wouter Laroy

VIZ

(20141025) GEN ~ HAA (2 ~ 3)

Skills in detail (per player): Attack

A - Attack	GEN	Player	Skill						Count of SKILL	EFF	
			#	+	!	-	/	=			
		1 Christiaens	14 (50%)	7 (25%)	1 (11%)			3 (11%)	3 (11%)	28	29%
		3 DEVRIESE	11 (65%)	6 (35%)						17	65%
		7 COENEN	5 (50%)	4 (40%)				1 (10%)		10	40%
		9 Vandecaveye	16 (46%)	11 (31%)	3 (6%)	2 (6%)	2 (6%)	1 (3%)		35	37%
		11 DEGRUYTER		2 (67%)				1 (33%)		3	-33%
		14 Tholse	13 (32%)	8 (20%)	5 (17%)		7 (17%)	8 (20%)		41	-5%
		<b>Total</b>	<b>59 (44%)</b>	<b>38 (28%)</b>	<b>9 (9%)</b>	<b>2 (1%)</b>	<b>12 (9%)</b>	<b>14 (10%)</b>		<b>134</b>	<b>25%</b>
	HAA	2 Huysegoms	9 (64%)	4 (29%)				1 (7%)		14	57%
		5 Janssen	6 (100%)							6	100%
		6 Van Assche	12 (31%)	14 (36%)	5 (10%)	2 (5%)	4 (10%)	2 (5%)		39	15%
		12 Verelst				1 (50%)	1 (50%)			2	-50%
		13 Steenhouwer	9 (36%)	11 (44%)	2 (12%)		3 (12%)			25	24%
		18 Sybers	21 (44%)	13 (27%)	4 (10%)	1 (2%)	5 (10%)	4 (8%)		48	25%
		<b>Total</b>	<b>57 (43%)</b>	<b>42 (31%)</b>	<b>11 (10%)</b>	<b>4 (3%)</b>	<b>14 (10%)</b>	<b>6 (4%)</b>		<b>134</b>	<b>28%</b>
			#	+	!	-	/	=		Count of SKILL	EFF

■ GAME LOST ■ GAME WON



2014-2015

DATA

BelgiumVolleyStats.be  
By Marnix Acar

© Trainerstuff.be  
By Wouter Laroy

VIZ

(20141025) GEN ~ HAA (2 ~ 3)  
Skills in detail (per player): Block

B - Block	GEN	Player	Skill						Count of SKILL	EFF	
			#	+	!	-	/	=			
B - Block	GEN	1 Christiaens							5 (100%)	5	-100%
		3 DEVRIESE	3 (50%)						3 (50%)	6	0%
		7 COENEN	3 (43%)						4 (57%)	7	-14%
		9 Vandecaveye	1 (25%)						3 (75%)	4	-50%
		11 DEGRUYTER	5 (56%)						4 (44%)	9	11%
		14 Tholse	2 (33%)						4 (67%)	6	-33%
		<b>Total</b>	<b>14 (38%)</b>						<b>23 (62%)</b>	<b>37</b>	<b>-24%</b>
	HAA	2 Huysegoms	7 (64%)						4 (36%)	11	27%
		5 Janssen	1 (14%)						6 (86%)	7	-71%
		6 Van Assche	1 (50%)						1 (50%)	2	0%
12 Verelst		1 (25%)						3 (75%)	4	-50%	
13 Steenhouwer								2 (100%)	2	-100%	
18 Sybers		2 (33%)						4 (67%)	6	-33%	
	<b>Total</b>	<b>12 (38%)</b>						<b>20 (63%)</b>	<b>32</b>	<b>-25%</b>	
			#	+	!	-	/	=	Count of SKILL	EFF	

■ GAME LOST   ■ GAME WON





2014-2015

DATA

BelgiumVolleyStats.be  
By Marnix Acar

© Trainerstuff.be  
By Wouter Laroy

VIZ

(20141025) GEN ~ HAA (2 ~ 3)

Skills in detail (per player): Serve

S - Serve	GEN	Player	Skill Breakdown						Count of SKILL	EFF
			#	+	!	-	/	=		
		1 Christiaens		4 (24%)	7 ( )	4 (24%)		2 (12%)	17	-12%
		3 DEVRIESE	3 (19%)	6 (38%)	2 (6%)	3 (19%)	1 (6%)	1 (6%)	16	13%
		7 COENEN	3 (13%)	8 (33%)	8 ( )	5 (21%)			24	13%
		9 Vandecaveye	1 (6%)	3 (18%)	5 ( )	5 (29%)		3 (18%)	17	-12%
		11 DEGRUYTER		7 (39%)	3 ( )	5 (28%)		3 (17%)	18	-17%
		14 Tholse	1 (6%)	5 (28%)	4 ( )	6 (33%)		2 (11%)	18	-6%
		<b>Total</b>	<b>8 (7%)</b>	<b>33 (30%)</b>	<b>29 (1%)</b>	<b>28 (25%)</b>	<b>1 (1%)</b>	<b>11 (10%)</b>	<b>110</b>	<b>-3%</b>
	HAA	1 Tormans			2 ( )				2	0%
		2 Huysegoms	1 (9%)	1 (9%)	1 ( )	3 (27%)		5 (45%)	11	-36%
		5 Janssen		5 (28%)	6 ( )	4 (22%)		3 (17%)	18	-17%
		6 Van Assche	3 (13%)	8 (33%)	5 ( )	7 (29%)		1 (4%)	24	8%
		12 Verelst		5 (28%)	6 ( )	6 (33%)		1 (6%)	18	-6%
		13 Steenhouwer		5 (36%)	2 ( )	2 (14%)		5 (36%)	14	-36%
		18 Sybers		4 (22%)	6 ( )	4 (22%)		4 (22%)	18	-22%
		<b>Total</b>	<b>4 (4%)</b>	<b>28 (27%)</b>	<b>28 ( )</b>	<b>26 (25%)</b>		<b>19 (18%)</b>	<b>105</b>	<b>-14%</b>
			#	+	!	-	/	=	Count of SKILL	EFF

GAME LOST    GAME WON



2014-2015

DATA

BelgiumVolleyStats.be  
By Marnix Acar

© Trainerstuff.be  
By Wouter Laroy

VIZ

(20141025) GEN ~ HAA (2 ~ 3)  
Skills in detail (per player): Reception

R - Reception	GEN	Player	Skill					Count of SKILL	EFF	
			#	+	!	-	/			
		1 Christiaens	3 (12%)	12 (46%)			10 (38%)	1 (4%)	26	-4%
		3 DEVRIESE	1 (50%)				1 (50%)		2	0%
		9 Vandecaveye	12 (35%)	10 (29%)			10 (29%)	2 (6%)	34	-6%
		11 DEGRUYTER		1 (50%)			1 (50%)		2	0%
		18 Nagels	9 (41%)	4 (18%)			8 (36%)	1 (5%)	22	-5%
		<b>Total</b>	<b>25 (29%)</b>	<b>27 (31%)</b>			<b>30 (35%)</b>	<b>4 (5%)</b>	<b>86</b>	<b>-5%</b>
	HAA	6 Van Assche	5 (42%)	4 (33%)			2 (17%)	1 (8%)	12	-8%
		11 Van Reeth	14 (30%)	13 (28%)			14 (30%)	1 (2%)	46	-9%
		13 Steenhouwer	9 (22%)	12 (29%)			17 (41%)	1 (2%)	41	-5%
		<b>Total</b>	<b>28 (28%)</b>	<b>29 (29%)</b>			<b>33 (33%)</b>	<b>2 (2%)</b>	<b>99</b>	<b>-7%</b>
			#	+	!	-	/	=	Count of SKILL	EFF

■ GAME LOST   ■ GAME WON