



2014-2015

Scouting data provided by: Marnix Acar - www.BelgiumVolleyStats.be
 Data processing and vizualization: Wouter Laroy - www.trainerstuff.be
 Questions/Remarks/Suggestions: info@belgiumvolleystats.be - wouterstrainerstuff@gmail.com

		(20141018) PUU ~ GUI				Grand Total	
		3 ~ 1					
		Set 1	Set 2	Set 3	Set 4		
		21 ~ 25	25 ~ 22	25 ~ 23	25 ~ 19		
GUI	1 Abreu Lopez	Setter	1	1	2	4	7
	4 Verplancke	Middle Blocker	9	7	9	7	9 23
	7 VAN DE LOO	Wing-Spiker	14	7	9	15	14 31
	8 GODART	Setter	9	8	5	4	9 17
	9 Schouren	Opposite		3	20	4	27
	10 ABINET	Opposite	17	20	3	13	17 36
	15 REYNDERS	Wing-Spiker		1	12	1	14
	16 Van De Pontseele	Libero	11	17	17	20	11 54
	17 Goverde	Middle Blocker	8	9	9	8	8 26
18 Urnaut	Wing-Spiker	17	9	2	10	17 21	
PUU	1 Stoev	Wing-Spiker			2		2
	2 KRUYNER	Setter	8	8	4	12	24 8
	4 COLSON	Wing-Spiker	21	20	19	15	54 21
	5 KOEKELKOREN	Wing-Spiker	22	15	20	21	56 22
	7 Kvalen	Setter	15	15	21	19	55 15
	9 Mijatovic	Middle Blocker	9	9	7	8	24 9
	10 DE BONT	Libero	6	1	6	5	12 6
	11 Nagy	Middle Blocker	11	10	9	6	25 11
		0	0	0	0	0	
		20	20	20	20	20	
		40	40	40	40	40	
		60	60	60	60	60	
		80	80	80	80	80	
		Number of recorded actions	Number of recorded actions	Number of recorded actions	Number of recorded actions	Number of recorded actions	

■ SET WON	■ SET LOST
---	--



2014-2015

DATA

BelgiumVolleyStats.be
By Marnix Acar

© Trainerstuff.be
By Wouter Laroy

VIZ

(20141018) PUU ~ GUI (3 ~ 1)
Game analysis

TOI	ScoringActi..	TOIServe						OPPServe							
		TOIScore			OPPScore			TOIScore			OPPScore			Total	
		TOI	OPP	Total	TOI	OPP	Total	TOI	OPP	Total	TOI	OPP	Total		
GUI	A#	10		10		44	44	54	45		45		12	12	57
	S#	4		4				4				1	1	1	
	A=		8	8				8		2	2	13	13	15	
	A/		5	5		3	3	8		3	3	7	7	10	
	S=					13	13	13		9	9			9	
	B=									1	1			1	
	Total		14	13	27	16	44	60	87	45	15	60	20	13	33
PUU	A#	12		12		45	45	57	44		44		10	10	54
	S#	1		1				1				4	4	4	
	A=		13	13		2	2	15				8	8	8	
	A/		7	7		3	3	10		3	3	5	5	8	
	S=					9	9	9		13	13			13	
	B=					1	1	1						1	
	Total		13	20	33	15	45	60	93	44	16	60	13	14	27

Attack

		Count of SKILL	#SCORE%	=SCORE%	EFF
1 Stoev	PUU	1	100%	0%	100%
8 GODART	GUI	1	100%	0%	100%
5 KOEKEKOREN	PUU	34	65%	6%	59%
2 KRUYNER	PUU	5	60%	0%	60%
11 Nagy	PUU	7	57%	14%	43%
10 ABINET	GUI	39	54%	15%	38%
4 Verplancke	GUI	4	50%	25%	25%
7 VAN DE LOO	GUI	18	50%	6%	44%
17 Goverde	GUI	8	50%	25%	25%
9 Schouren	GUI	18	44%	28%	17%
7 Kvalen	PUU	44	43%	20%	23%
18 Urnaut	GUI	24	38%	29%	8%
9 Mijatovic	PUU	6	33%	50%	-17%
4 COLSON	PUU	18	28%	17%	11%
15 REYNDERS	GUI	5	20%	20%	0%

Block

		Count of SKILL	#
4 Verplancke	GUI	11	3
7 Kvalen	PUU	9	3
17 Goverde	GUI	11	3
2 KRUYNER	PUU	7	2
9 Mijatovic	PUU	10	2
1 Stoev	PUU	1	1
4 COLSON	PUU	7	1
8 GODART	GUI	8	1
11 Nagy	PUU	17	1
18 Urnaut	GUI	2	1
1 Abreu Lopez	GUI	4	
5 KOEKEKOREN	PUU	6	
7 VAN DE LOO	GUI	4	
9 Schouren	GUI	3	
10 ABINET	GUI	4	

Serve

		Count of SKILL	#%	=%
1 Abreu Lopez	GUI	4	25%	25%
15 REYNDERS	GUI	6	17%	33%
4 Verplancke	GUI	17	12%	18%
11 Nagy	PUU	12	8%	17%
2 KRUYNER	PUU	19		5%
4 COLSON	PUU	9		22%
5 KOEKEKOREN	PUU	21		
7 Kvalen	PUU	17		12%
7 VAN DE LOO	GUI	12		33%
8 GODART	GUI	17		6%
9 Mijatovic	PUU	17		12%
9 Schouren	GUI	5		20%
10 ABINET	GUI	10		
17 Goverde	GUI	13		8%
18 Urnaut	GUI	6		

Reception

		Count of SKILL	#%	+%	=%
2 KRUYNER	PUU	1	100%		
18 Urnaut	GUI	6	50%	17%	
5 KOEKEKOREN	PUU	17	47%	29%	
7 VAN DE LOO	GUI	10	40%	30%	
10 DE BONT	PUU	18	28%	33%	6%
16 Van De Pontseele	GUI	65	28%	23%	2%
4 COLSON	PUU	41	27%	41%	7%
9 Schouren	GUI	1			
15 REYNDERS	GUI	3		33%	
17 Goverde	GUI	1			

UPPER:

TOI = Team of Interest = Team analyzed OPP = Opponent
 XXXServe = who served XXXSCORE = who got the point



2014-2015

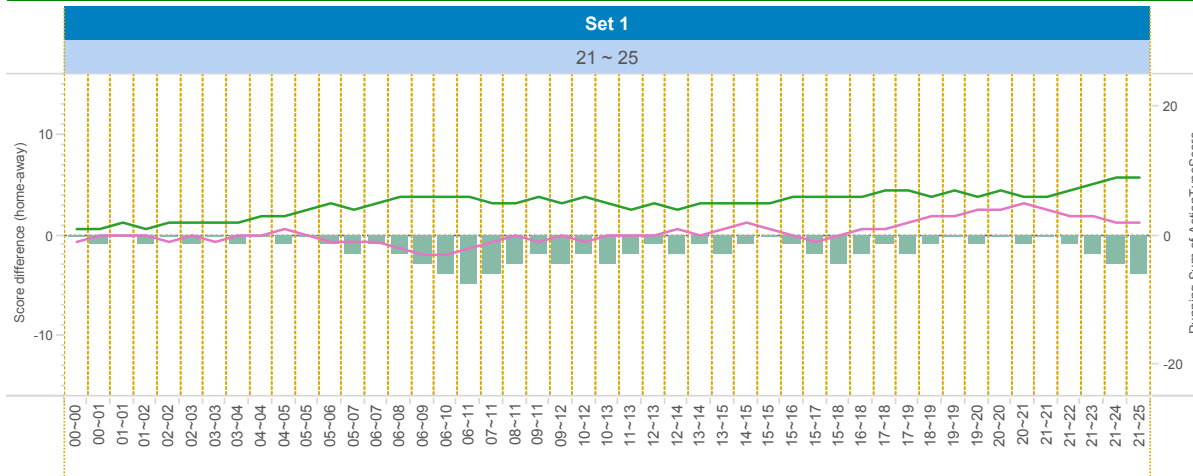
DATA

BelgiumVolleyStats.be
By Marnix Acar

© Trainerstuff.be
By Wouter Laroy

VIZ

(20141018) PUU ~ GUI (3 ~ 1)
Set analysis - Set 1



TEAM_NAME

- GUI
- PUU

UPPER LEFT:

+1: A# - B# - S# -1: A=, A/, B=, B/, S=, R=, D=, F=, S=

LOWER LEFT:

TOI = Team of Interest = Team analyzed OPP = Opponent
XXXServe = who served XXXSCORE = who got the point

LOWER RIGHT:

Attack sorted on #SCORE

Attacking skills

		Set 1													
		TOIServe						OPPServe							
		TOISCORE			OPPSCORE			Total	TOISCORE			OPPSCORE			Total
TOI	Scorin..	TOI	OPP	Total	TOI	OPP	Total		TOI	OPP	Total	TOI	OPP	Total	
GUI	A#	2		2	12		12	14	13		13	3		3	16
	S#	1		1				1							
	A=		2	2				2	1	1			1	2	
	A/		3	3	1		1	4		2			2	2	
	S=				2		2	2		2			2	2	
	Total		3	5	8	3	12	15	23	13	3	16	3	3	6
PUU	A#	3		3	13		13	16	12		12	2		2	14
	S#										1		1	1	
	A=		1	1	1		1	2		2			2	2	
	A/		2	2				2	1	1	3		3	4	
	S=				2		2	2		2			2	2	
	Total		3	3	6	3	13	16	22	12	3	15	5	3	8

		Count of SKILL	#SCORE	#SCORE%	NOSCORE	NOSCORE%	=SCORE	=SCORE%	EFF
5 KOEKELKOREN	PUU	10	8	80%	1	10%	1	10%	70%
10 ABINET	GUI	11	8	73%	3	27%	0	0%	73%
7 Kvalen	PUU	10	4	40%	3	30%	3	30%	10%
18 Urnaut	GUI	10	4	40%	4	40%	2	20%	20%
7 VAN DE LOO	GUI	6	2	33%	3	50%	1	17%	17%
11 Nagy	PUU	3	2	67%	1	33%	0	0%	67%
9 Mijatovic	PUU	3	1	33%	0	0%	2	67%	-33%
17 Goverde	GUI	2	1	50%	0	0%	1	50%	0%
2 KRUYNER	PUU	1	0	0%	1	100%	0	0%	0%
4 COLSON	PUU	3	0	0%	3	100%	0	0%	0%
4 Verplancke	GUI	1	0	0%	1	100%	0	0%	0%



2014-2015

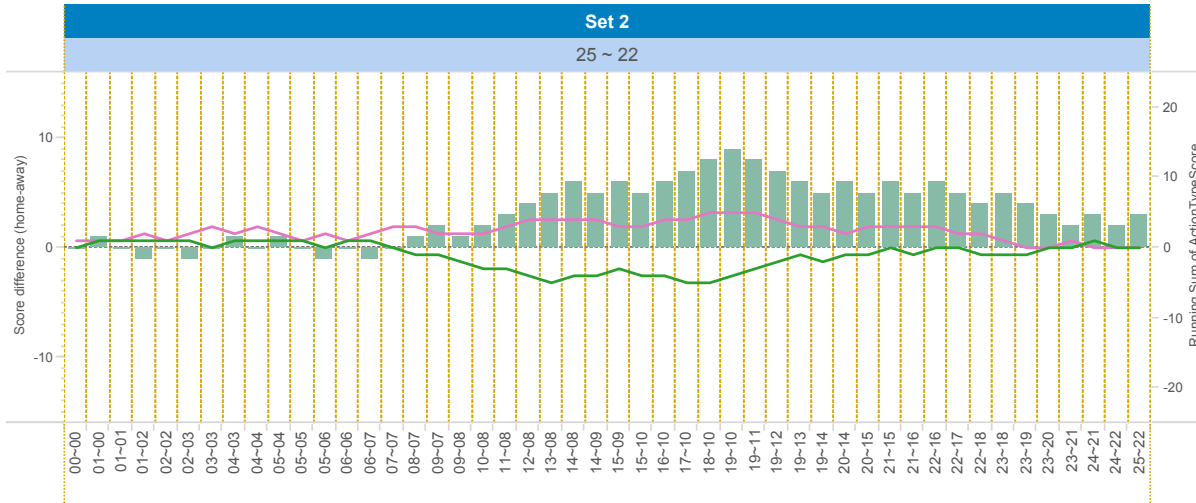
DATA

BelgiumVolleyStats.be
By Marnix Acar

© Trainerstuff.be
By Wouter Laroy

VIZ

(20141018) PUU ~ GUI (3 ~ 1)
Set analysis - Set 2



TEAM_NAME

- GUI
- PUU

UPPER LEFT:

+1: A# - B# - S# -1: A=, A/, B=, B/, S=, R=, D=, F=, S=

LOWER LEFT:

TOI = Team of Interest = Team analyzed OPP = Opponent
XXXServe = who served XXXSCORE = who got the point

LOWER RIGHT:

Attack sorted on #SCORE

Attacking skills

		Set 2													
		TOIServe						OPPServe							
		TOISCORE			OPPSCORE			Total	TOISCORE			OPPSCORE			Total
TOI	Scorin..	TOI	OPP	Total	TOI	OPP	Total		TOI	OPP	Total	TOI	OPP	Total	
GUI	A#	3		3		8	8	11	10		10		5	5	15
	S#												1	1	1
	A=		3	3				3		1	1	4		4	5
	A/		1	1				1							
	S=					6	6	6		3	3				3
	Total		3	4	7	6	8	14	21	10	4	14	4	6	10
PUU	A#	5		5		10	10	15	8		8		3	3	11
	S#	1		1				1							1
	A=		4	4	1		1	5				3		3	3
	A/											1		1	1
	S=					3	3	3		6	6				6
	Total		6	4	10	4	10	14	24	8	6	14	4	3	7

		Count of SKILL	#SCORE	#SCORE%	NOSCORE	NOSCORE%	=SCORE	=SCORE%	EFF	
10	ABINET	GUI	14	8	57%	3	21%	3	21%	36%
7	Kvalen	PUU	10	5	50%	4	40%	1	10%	40%
5	KOEKELKOREN	PUU	7	4	57%	3	43%	0	0%	57%
4	COLSON	PUU	6	3	50%	0	0%	3	50%	0%
18	Urnaut	GUI	6	2	33%	4	67%	0	0%	33%
2	KRUYNER	PUU	1	1	100%	0	0%	0	0%	100%
4	Verplancke	GUI	1	1	100%	0	0%	0	0%	100%
9	Schouren	GUI	2	1	50%	0	0%	1	50%	0%
17	Goverde	GUI	2	1	50%	1	50%	0	0%	50%
7	VAN DE LOO	GUI	1	0	0%	1	100%	0	0%	0%
9	Mijatovic	PUU	1	0	0%	0	0%	1	100%	-100%
11	Nagy	PUU	1	0	0%	1	100%	0	0%	0%



2014-2015

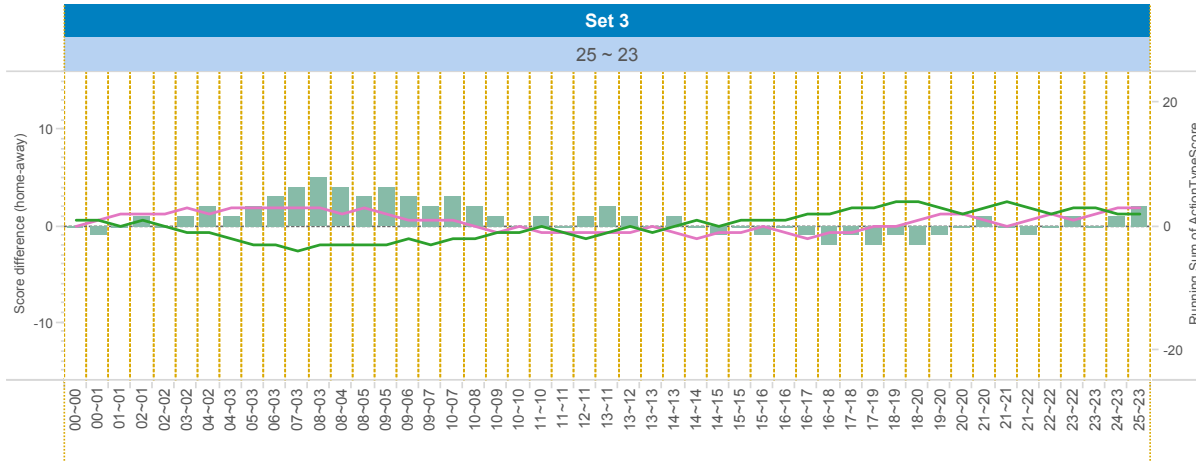
DATA

BelgiumVolleyStats.be
By Marnix Acar

© Trainerstuff.be
By Wouter Laroy

VIZ

(20141018) PUU ~ GUI (3 ~ 1)
Set analysis - Set 3



TEAM_NAME

- GUI
- PUU

UPPER LEFT:

+1: A# - B# - S# -1: A=, A/, B=, B/, S=, R=, D=, F=, S=

LOWER LEFT:

TOI = Team of Interest = Team analyzed OPP = Opponent
XXXServe = who served XXXSCORE = who got the point

LOWER RIGHT:

Attack sorted on #SCORE

		Set 3													
		TOIServe						OPPServe							
		TOIScore			OPPScore			Total	TOIScore			OPPScore			Total
TOI	Scorin..	TOI	OPP	Total	TOI	OPP	Total	Total	TOI	OPP	Total	TOI	OPP	Total	Total
GUI	A#	2		2		11	11	13	11		11				11
	S#	3		3				3							
	A=		2	2				2				4		4	4
	A/		1	1	1		1	2		1	1	5		5	6
	S=				3		3	3		3	3				3
	Total		5	3	8	4	11	15	23	11	4	15	9		9
PUU	A#					11	11	11	11		11		2	2	13
	S#												3	3	3
	A=		4	4				4				2		2	2
	A/		5	5	1		1	6		1	1	1		1	2
	S=				3		3	3		3	3				3
	Total			9	9	4	11	15	24	11	4	15	3	5	8

Attacking skills

		Count of SKILL	#SCORE	#SCORE%	NOSCORE	NOSCORE%	=SCORE	=SCORE%	EFF
9 Schouren	GUI	14	7	50%	3	21%	4	29%	21%
7 Kvalen	PUU	11	5	45%	4	36%	2	18%	27%
5 KOEKELKOREN	PUU	8	3	38%	4	50%	1	13%	25%
7 VAN DE LOO	GUI	4	3	75%	1	25%	0	0%	75%
11 Nagy	PUU	3	2	67%	0	0%	1	33%	33%
1 Stoev	PUU	1	1	100%	0	0%	0	0%	100%
8 GODART	GUI	1	1	100%	0	0%	0	0%	100%
15 REYNDERS	GUI	5	1	20%	3	60%	1	20%	0%
17 Goverde	GUI	2	1	50%	0	0%	1	50%	0%
4 COLSON	PUU	5	0	0%	5	100%	0	0%	0%
9 Mijatovic	PUU	1	0	0%	1	100%	0	0%	0%
10 ABINET	GUI	3	0	0%	1	33%	2	67%	-67%
18 Urnaut	GUI	2	0	0%	0	0%	2	100%	-100%



2014-2015

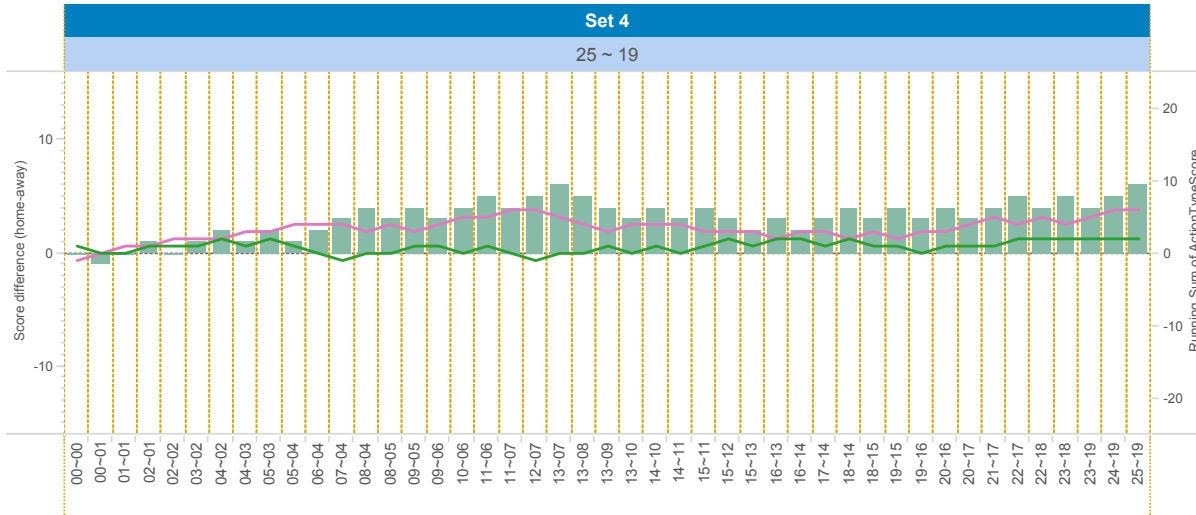
DATA

BelgiumVolleyStats.be
By Marnix Acar

© Trainerstuff.be
By Wouter Laroy

ZIV

(20141018) PUU ~ GUI (3 ~ 1)
Set analysis - Set 4



TEAM_NAME

- GUI
- PUU

UPPER LEFT:

+1: A# - B# - S# -1: A=, A/, B=, B/, S=, R=, D=, F=, S=

LOWER LEFT:

TOI = Team of Interest = Team analyzed OPP = Opponent
XXXServe = who served XXXSCORE = who got the point

LOWER RIGHT:

Attack sorted on #SCORE

Attacking skills

		Set 4													
		TOIServe						OPPServe							
TOI	Scorin..	TOISCORE			OPPSCORE			Total	TOISCORE			OPPSCORE			Total
		TOI	OPP	Total	TOI	OPP	Total		TOI	OPP	Total	TOI	OPP	Total	
GUI	A#	3		3		13	13	16	11		11		4	4	15
	A=		1	1			1	1			4		4	4	
	A/				1		1	1		2		2		2	
	S=				2		2	2		1		1		1	
	B=									1		1		1	
	Total		3	1	4	3	13	16	20	11	4	15	4	4	8
PUU	A#	4		4		11	11	15	13		13		3	3	16
	A=		4	4			4	4			1		1	1	
	A/				2		2	2		1		1		1	
	S=				1		1	1		2		2		2	
	B=				1		1	1							
	Total		4	4	8	4	11	15	23	13	3	16	1	3	4

		Count of SKILL	#SCORE	#SCORE%	NOSCORE	NOSCORE%	=SCORE	=SCORE%	EFF
5 KOEKELKOREN	PUU	9	7	78%	2	22%	0	0%	78%
7 Kvalen	PUU	13	5	38%	5	38%	3	23%	15%
10 ABINET	GUI	11	5	45%	5	45%	1	9%	36%
7 VAN DE LOO	GUI	7	4	57%	3	43%	0	0%	57%
18 Urnaut	GUI	6	3	50%	0	0%	3	50%	0%
2 KRUYNER	PUU	3	2	67%	1	33%	0	0%	67%
4 COLSON	PUU	4	2	50%	2	50%	0	0%	50%
4 Verplancke	GUI	2	1	50%	0	0%	1	50%	0%
9 Mijatovic	PUU	1	1	100%	0	0%	0	0%	100%
17 Goverde	GUI	2	1	50%	1	50%	0	0%	50%
9 Schouren	GUI	2	0	0%	2	100%	0	0%	0%



2014-2015

DATA

BelgiumVolleyStats.be
By Marnix Acar

© Trainerstuff.be
By Wouter Laroy

VIZ

(20141018) PUU ~ GUI (3 ~ 1)
Set analysis - Set 5

TEAM_NAME

PUU

UPPER LEFT:

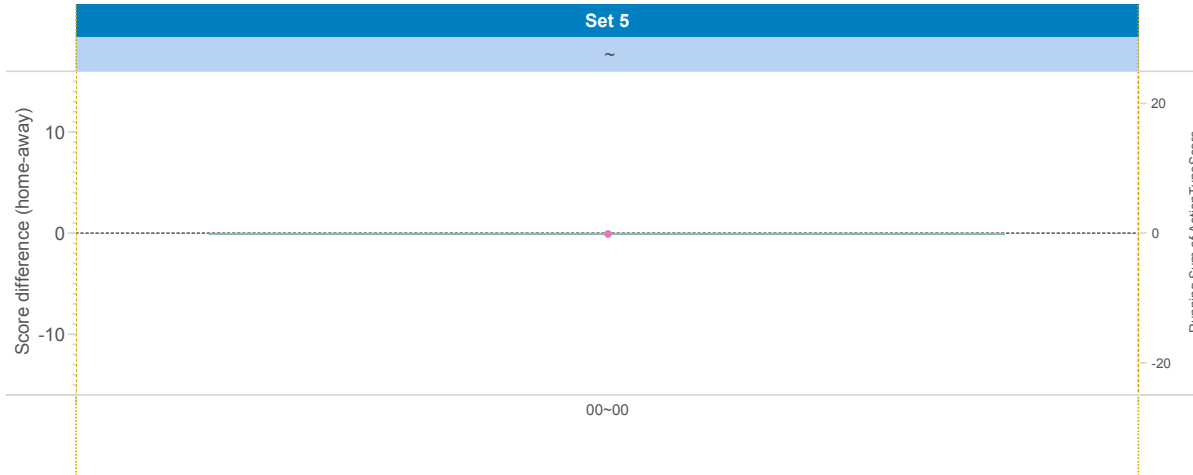
+1: A# - B# - S# -1: A=, A/, B=, B/, S=, R=, D=, F=, S=

LOWER LEFT:

TOI = Team of Interest = Team analyzed OPP = Opponent
XXXServe = who served XXXSCORE = who got the point

LOWER RIGHT:

Attack sorted on #SCORE



Attacking skills



2014-2015

DATA

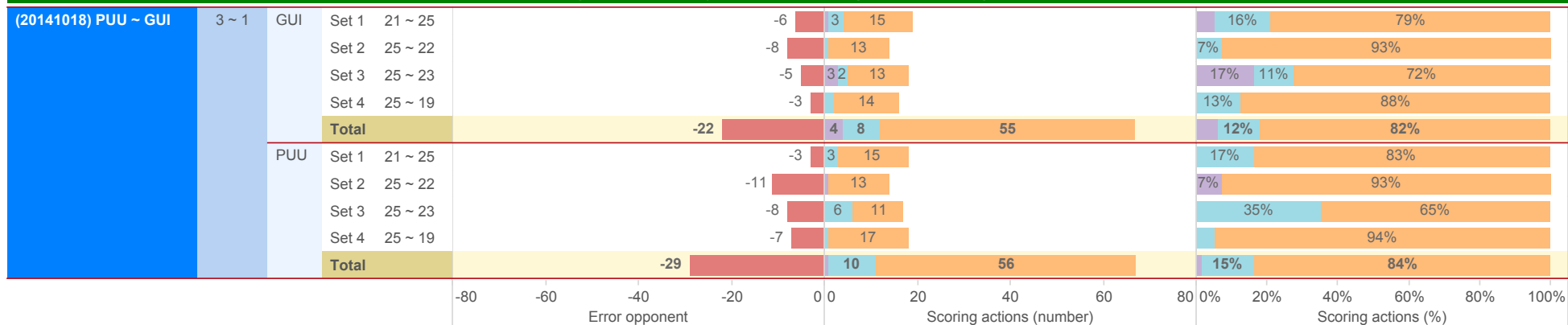
BelgiumVolleyStats.be
By Marnix Acar

© Trainerstuff.be
By Wouter Laroy

VIZ

(20141018) PUU ~ GUI (3 ~ 1)

Scoring Actions Analyzed: how were points made (per set)



S - Serve B - Block A - Attack



2014-2015

(20141018) PUU ~ GUI (3 ~ 1)
 Scoring Actions Analyzed: how were points made (per player position)





2014-2015

DATA

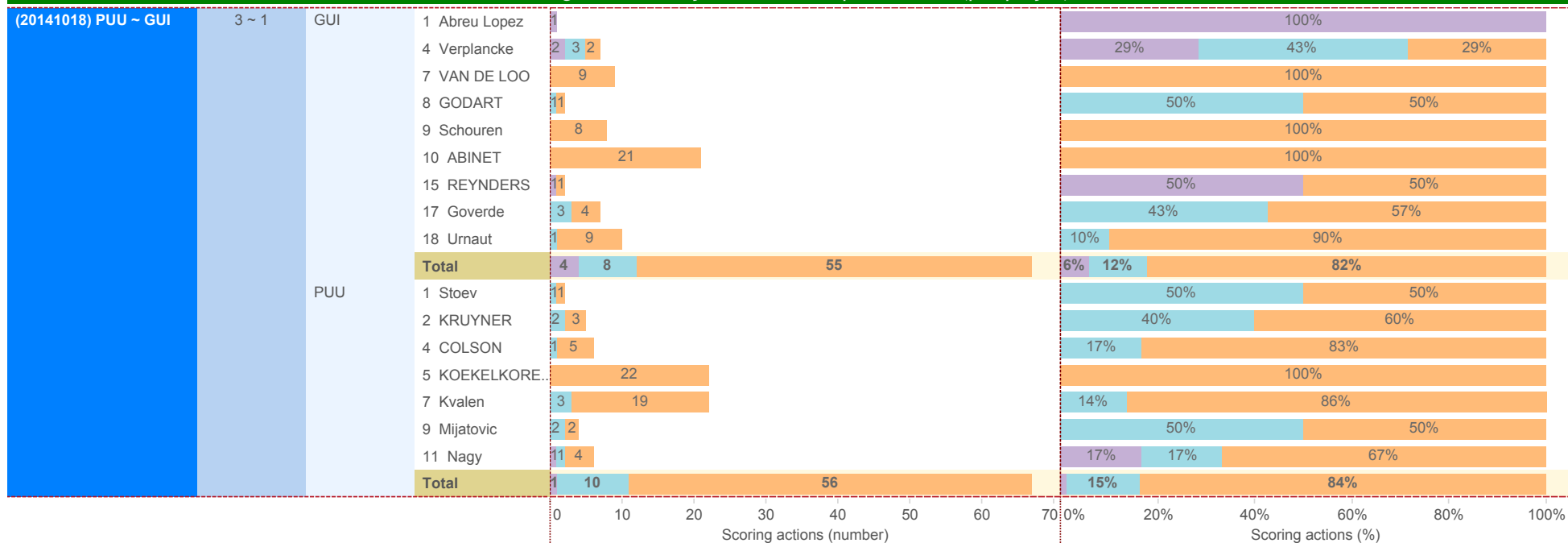
BelgiumVolleyStats.be
By Marnix Acar

© Trainerstuff.be
By Wouter Laroy

VIZ

(20141018) PUU ~ GUI (3 ~ 1)

Scoring Actions Analyzed: how were points made (per player)





2014-2015

DATA

BelgiumVolleyStats.be
By Marnix Acar

© Trainerstuff.be
By Wouter Laroy

VIZ

(20141018) PUU ~ GUI (3 ~ 1)
Skills in detail (per player position): Attack/Block

A - Attack	GUI	Position	Skill 1		Skill 2		Skill 3		Skill 4		Skill 5		EFF		
			Count	%	Count	%	Count	%	Count	%	Count	%			
A - Attack	GUI	Middle Blocker	6 (50%)		1 (8%)		2 (17%)		1 (8%)		2 (17%)		12	25%	
		Opposite	29 (51%)		6 (11%)		2 (7%)		9 (16%)		4 (7%)		7 (12%)	57	32%
		Setter	1 (100%)											1	100%
		Wing-Spiker	19 (40%)		10 (21%)		3 (11%)		6 (13%)		5 (11%)		4 (9%)	47	21%
		Total	55 (47%)		17 (15%)		5 (9%)		17 (15%)		10 (9%)		13 (11%)	117	27%
	PUU	Middle Blocker	6 (46%)		1 (8%)		2 (23%)		3 (23%)		1 (8%)		13	15%	
		Setter	22 (45%)		13 (27%)		3 (6%)		2 (4%)		3 (6%)		6 (12%)	49	27%
		Wing-Spiker	28 (53%)		6 (11%)		6 (4%)		8 (15%)		2 (4%)		3 (6%)	53	43%
		Total	56 (49%)		20 (17%)		11 (7%)		10 (9%)		8 (7%)		10 (9%)	115	33%
		B - Block	GUI	Middle Blocker	6 (27%)		1 (5%)		4 (45%)		1 (5%)		10 (45%)		22
Opposite					2 (29%)		4 (14%)				1 (14%)		7	-14%	
Setter	1 (8%)				3 (25%)		2 (33%)		1 (8%)		4 (33%)		1 (8%)	12	-33%
Wing-Spiker	1 (17%)				3 (50%)		1 (17%)				1 (17%)			6	0%
Total	8 (17%)				9 (19%)		11 (34%)		2 (4%)		16 (34%)		1 (2%)	47	-19%
PUU	Middle Blocker		3 (11%)		10 (37%)		2 (37%)		1 (4%)		10 (37%)		1 (4%)	27	-30%
	Setter		5 (31%)		3 (19%)		1 (44%)				7 (44%)			16	-13%
	Wing-Spiker		2 (14%)		3 (21%)		2 (50%)				7 (50%)			14	-36%
	Total		10 (18%)		16 (28%)		5 (42%)		1 (2%)		24 (42%)		1 (2%)	57	-26%
				0 50 100	0 10 20 30	0 5 10 15 20	0 10 20 30	0 10 20 30 40	0 10 20	0 50 100 150	-100% 0% 100%				
			#	+	!	-	/	=	Count of SKILL	EFF					

■ GAME LOST ■ GAME WON



2014-2015

DATA

BelgiumVolleyStats.be
By Marnix Acar

© Trainerstuff.be
By Wouter Laroy

VIZ

(20141018) PUU ~ GUI (3 ~ 1)																											
Skills in detail (per player position): Serve/Reception																											
S - Serve	GUI	Middle Blocker	2 (7%)	2 (7%)	12 (3%)	9 (30%)	1 (3%)	4 (13%)	30	-7%																	
		Opposite		2 (13%)	4 ()	8 (53%)		1 (7%)	15	-7%																	
		Setter	1 (5%)	4 (19%)	7 (10%)	5 (24%)	2 (10%)	2 (10%)	21	-5%																	
		Wing-Spiker	1 (4%)	8 (33%)	5 (4%)	3 (13%)	1 (4%)	6 (25%)	24	-21%																	
		Total	4 (4%)	16 (18%)	28 (4%)	25 (28%)	4 (4%)	13 (14%)	90	-10%																	
	PUU	Middle Blocker	1 (3%)	14 (48%)	5 ()	5 (17%)		4 (14%)	29	-10%																	
		Setter		14 (39%)	5 (8%)	11 (31%)	3 (8%)	3 (8%)	36	-8%																	
		Wing-Spiker		8 (27%)	10 (3%)	9 (30%)	1 (3%)	2 (7%)	30	-7%																	
		Total	1 (1%)	36 (38%)	20 (4%)	25 (26%)	4 (4%)	9 (9%)	95	-8%																	
	R - Reception	GUI	Libero	18 (28%)	15 (23%)	4 (5%)	24 (37%)	3 (5%)	1 (2%)	65	-2%																
Middle Blocker						1 (100%)			1	0%																	
Opposite						1 (100%)			1	0%																	
Wing-Spiker			7 (37%)	5 (26%)	2 (5%)	4 (21%)	1 (5%)		19	0%																	
Total			25 (29%)	20 (23%)	6 (5%)	30 (35%)	4 (5%)	1 (1%)	86	-1%																	
PUU		Libero	5 (28%)	6 (33%)	1 (6%)	4 (22%)	1 (6%)	1 (6%)	18	-6%																	
		Setter	1 (100%)						1	0%																	
		Wing-Spiker	19 (33%)	22 (38%)		11 (19%)	3 (5%)	3 (5%)	58	-5%																	
		Total	25 (32%)	28 (36%)	1 (5%)	15 (19%)	4 (5%)	4 (5%)	77	-5%																	
		0	20	40	0	20	40	60	0	20	40	0	20	40	0	2	4	6	0	10	20	0	50	100	-20%	-10%	0%
		#			!			-			/			=							Count of SKILL		EFF				

■ GAME LOST ■ GAME WON



2014-2015

DATA

BelgiumVolleyStats.be
By Marnix Acar

© Trainerstuff.be
By Wouter Laroy

VIZ

(20141018) PUU ~ GUI (3 ~ 1)
Skills in detail (per player): Attack

A - Attack		GUI	4 Verplancke	2 (50%)	3 (17%)	2 (6%)	3 (17%)	1 (6%)	1 (25%)	4	25%
			7 VAN DE LOO	9 (50%)	3 (17%)	2 (6%)	3 (17%)	1 (6%)	1 (25%)	18	44%
			8 GODART	1 (100%)						1	100%
			9 Schouren	8 (44%)	3 (17%)	1 (17%)	1 (6%)	3 (17%)	2 (11%)	18	17%
			10 ABINET	21 (54%)	3 (8%)	1 (3%)	8 (21%)	1 (3%)	5 (13%)	39	38%
			15 REYNDERS	1 (20%)	1 (20%)		2 (40%)	1 (20%)		5	0%
			17 Goverde	4 (50%)	1 (13%)		1 (13%)	1 (13%)	1 (13%)	8	25%
			18 Urnaut	9 (38%)	6 (25%)	1 (13%)	1 (4%)	3 (13%)	4 (17%)	24	8%
			Total	55 (47%)	17 (15%)	5 (9%)	17 (15%)	10 (9%)	13 (11%)	117	27%
		PUU	1 Stoev	1 (100%)						1	100%
			2 KRUYNER	3 (60%)	2 (40%)					5	60%
			4 COLSON	5 (28%)	4 (22%)	3 (6%)	3 (17%)	1 (6%)	2 (11%)	18	11%
			5 KOEKELKOREN	22 (65%)	2 (6%)	3 (3%)	5 (15%)	1 (3%)	1 (3%)	34	59%
			7 Kvalen	19 (43%)	11 (25%)	3 (7%)	2 (5%)	3 (7%)	6 (14%)	44	23%
			9 Mijatovic	2 (33%)		1 (33%)		2 (33%)	1 (17%)	6	-17%
			11 Nagy	4 (57%)	1 (14%)	1 (14%)		1 (14%)		7	43%
			Total	56 (49%)	20 (17%)	11 (7%)	10 (9%)	8 (7%)	10 (9%)	115	33%
				#	+	!	-	/	=	Count of SKILL	EFF

GAME LOST GAME WON



2014-2015

DATA

BelgiumVolleyStats.be
By Marnix Acar

© Trainerstuff.be
By Wouter Laroy

VIZ

(20141018) PUU ~ GUI (3 ~ 1)

Skills in detail (per player): Block

B - Block	GUI								Count of SKILL	EFF
		#	+	!	-	/	=			
	1 Abreu Lopez		1 (25%)				2 (50%)	1 (25%)	4	-75%
	4 Verplancke	3 (27%)		3 (45%)			5 (45%)		11	-18%
	7 VAN DE LOO		3 (75%)				1 (25%)		4	-25%
	8 GODART	1 (13%)	2 (25%)	2 (25%)	1 (13%)	2 (25%)			8	-13%
	9 Schouren		1 (33%)	2 ()					3	0%
	10 ABINET		1 (25%)	2 (25%)		1 (25%)			4	-25%
	17 Goverde	3 (27%)	1 (9%)	1 (45%)	1 (9%)	5 (45%)			11	-18%
	18 Urnaut	1 (50%)		1 ()					2	50%
	Total	8 (17%)	9 (19%)	11 (34%)	2 (4%)	16 (34%)	1 (2%)	47	-19%	
	PUU									
	1 Stoev	1 (100%)							1	100%
	2 KRUYNER	2 (29%)	2 (29%)	1 (29%)		2 (29%)			7	0%
	4 COLSON	1 (14%)	1 (14%)	1 (57%)		4 (57%)			7	-43%
	5 KOEKELKOREN		2 (33%)	1 (50%)		3 (50%)			6	-50%
	7 Kvalen	3 (33%)	1 (11%)			5 (56%)			9	-22%
	9 Mijatovic	2 (20%)	3 (30%)	1 (30%)		3 (30%)	1 (10%)		10	-20%
	11 Nagy	1 (6%)	7 (41%)	1 (41%)	1 (6%)	7 (41%)			17	-35%
	Total	10 (18%)	16 (28%)	5 (42%)	1 (2%)	24 (42%)	1 (2%)	57	-26%	
		#	+	!	-	/	=		Count of SKILL	EFF

■ GAME LOST ■ GAME WON



2014-2015

DATA

BelgiumVolleyStats.be
By Marnix Acar

© Trainerstuff.be
By Wouter Laroy

VIZ

(20141018) PUU ~ GUI (3 ~ 1)
Skills in detail (per player): Serve

S - Serve			#	+	!	-	/	=	Count of SKILL	EFF	
S - Serve	GUI	1 Abreu Lopez	1 (25%)		2 ()				1 (25%)	4	0%
		4 Verplancke	2 (12%)		8 ()	4 (24%)			3 (18%)	17	-6%
		7 VAN DE LOO		5 (42%)	2 ()	1 (8%)			4 (33%)	12	-33%
		8 GODART		4 (24%)	5 (12%)	5 (29%)	2 (12%)		1 (6%)	17	-6%
		9 Schouren		1 (20%)	1 ()	2 (40%)			1 (20%)	5	-20%
		10 ABINET		1 (10%)	3 ()	6 (60%)				10	0%
		15 REYNDERS	1 (17%)		2 ()	1 (17%)			2 (33%)	6	-17%
		17 Goverde		2 (15%)	4 (8%)	5 (38%)	1 (8%)		1 (8%)	13	-8%
		18 Urnaut		3 (50%)	1 (17%)	1 (17%)	1 (17%)			6	0%
	Total	4 (4%)	16 (18%)	28 (4%)	25 (28%)	4 (4%)	13 (14%)	90	-10%		
	PUU	2 KRUYNER		6 (32%)	3 (5%)	8 (42%)	1 (5%)		1 (5%)	19	-5%
		4 COLSON		3 (33%)	2 ()	2 (22%)			2 (22%)	9	-22%
		5 KOEKELKOREN		5 (24%)	8 (5%)	7 (33%)	1 (5%)			21	0%
		7 Kvalen		8 (47%)	2 (12%)	3 (18%)	2 (12%)		2 (12%)	17	-12%
		9 Mijatovic		10 (59%)	3 ()	2 (12%)			2 (12%)	17	-12%
		11 Nagy	1 (8%)	4 (33%)	2 ()	3 (25%)			2 (17%)	12	-8%
		Total	1 (1%)	36 (38%)	20 (4%)	25 (26%)	4 (4%)	9 (9%)	95	-8%	
			#	+	!	-	/	=	Count of SKILL	EFF	

■ GAME LOST ■ GAME WON



2014-2015

DATA

BelgiumVolleyStats.be
By Marnix Acar

© **Trainerstuff.be**
By Wouter Laroy

VIZ

(20141018) PUU ~ GUI (3 ~ 1)

Skills in detail (per player): Reception

R - Reception	GUI	Player	#	+	!	-	/	=	Count of SKILL	EFF
R - Reception	GUI	7 VAN DE LOO	4 (40%)	3 (30%)	1 ()	2 (20%)			10	0%
		9 Schouren				1 (100%)			1	0%
		15 REYNDERS		1 (33%)		2 (67%)			3	0%
		16 Van De Pontseele	18 (28%)	15 (23%)	4 (5%)	24 (37%)	3 (5%)	1 (2%)	65	-2%
		17 Goverde				1 (100%)			1	0%
		18 Urnaut	3 (50%)	1 (17%)	1 (17%)		1 (17%)		6	0%
		Total	25 (29%)	20 (23%)	6 (5%)	30 (35%)	4 (5%)	1 (1%)	86	-1%
	PUU	2 KRUYNER	1 (100%)						1	0%
		4 COLSON	11 (27%)	17 (41%)		7 (17%)	3 (7%)	3 (7%)	41	-7%
		5 KOEKELKOREN	8 (47%)	5 (29%)		4 (24%)			17	0%
10 DE BONT		5 (28%)	6 (33%)	1 (6%)	4 (22%)	1 (6%)	1 (6%)	18	-6%	
	Total	25 (32%)	28 (36%)	1 (5%)	15 (19%)	4 (5%)	4 (5%)	77	-5%	
		#	+	!	-	/	=	Count of SKILL	EFF	

■ GAME LOST ■ GAME WON