



2014-2015

DATA

BelgiumVolleyStats.be
By Marnix Acar

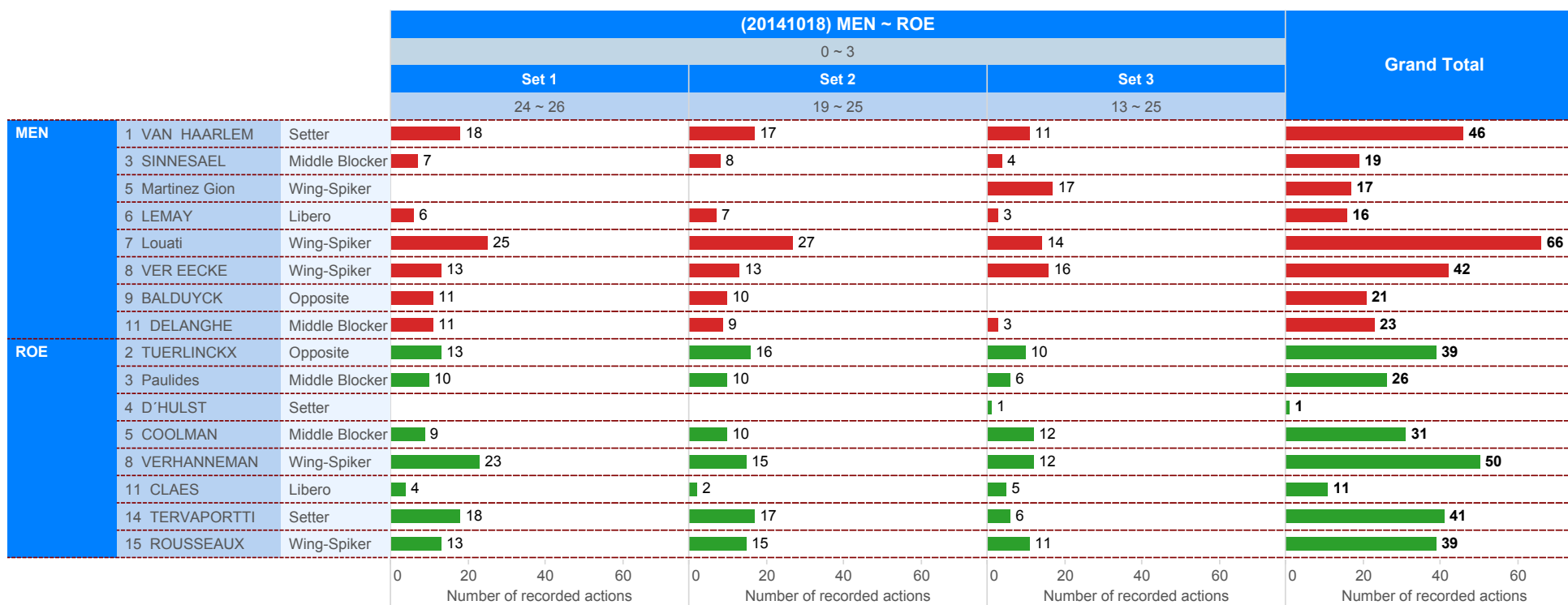
© **Trainerstuff.be**
By Wouter Laroy

VIZ

Scouting data provided by: Marnix Acar - www.BelgiumVolleyStats.be

Data processing and vizualization: Wouter Laroy - www.trainerstuff.be

Questions/Remarks/Suggestions: info@belgiumvolleystats.be - woutertrainerstuff@gmail.com



■ SET LOST ■ SET WON



2014-2015

DATA

BelgiumVolleyStats.be
By Marnix Acar

© Trainerstuff.be
By Wouter Laroy

VIZ

(20141018) MEN ~ ROE (0 ~ 3)
Game analysis

TOI	ScoringActi..	TOIServe						OPPServe							
		TOISCORE			OPPSCORE			TOISCORE			OPPSCORE			Total	
		TOI	OPP	Total	TOI	OPP	Total	TOI	OPP	Total	TOI	OPP	Total		
MEN	A#	4		4		26	26	30	28		28		6	6	34
	S#	5		5				5					8	8	8
	A=		4	4	1		1	5		1		4		4	5
	A/		4	4	3		3	7		1		17		17	18
	S=				11		11	11		8		8		8	8
	D=									1		1			1
	Total		9	8	17	15	26	41	58	28	11	39	21	14	35
ROE	A#	6		6		28	28	34	26		26		4	4	30
	S#	8		8				8					5	5	5
	A=		4	4	1		1	5		1		4		4	5
	A/		17	17	1		1	18		3		4		4	7
	S=				8		8	8		11		11		11	11
	D=				1		1	1							1
	Total		14	21	35	11	28	39	74	26	15	41	8	9	17

Attack

		Count of SKILL	#SCORE%	=SCORE%	EFF
5 COOLMAN	ROE	7	100%	0%	100%
8 VERHANNEMAN	ROE	10	60%	30%	30%
11 DELANGHE	MEN	5	60%	20%	40%
14 TERVAPORTTI	ROE	5	60%	0%	60%
3 SINNESAEEL	MEN	7	57%	43%	14%
1 VAN HAARLEM	MEN	2	50%	0%	50%
2 TUERLINCKX	ROE	18	50%	17%	33%
5 Martinez Gion	MEN	4	50%	25%	25%
8 VER EECKE	MEN	14	50%	50%	0%
15 ROUSSEAUX	ROE	12	50%	25%	25%
9 BALDUYCK	MEN	15	47%	27%	20%
7 Louati	MEN	23	35%	39%	-4%
3 Paulides	ROE	5	20%	20%	0%

Block

		Count of SKILL	#
3 Paulides	ROE	12	9
5 COOLMAN	ROE	6	4
2 TUERLINCKX	ROE	7	3
8 VERHANNEMAN	ROE	3	2
14 TERVAPORTTI	ROE	4	2
3 SINNESAEEL	MEN	4	1
7 Louati	MEN	3	1
8 VER EECKE	MEN	4	1
9 BALDUYCK	MEN	1	1
11 DELANGHE	MEN	6	1
15 ROUSSEAUX	ROE	1	

Serve

		Count of SKILL	#%	=%
7 Louati	MEN	15	27%	20%
8 VERHANNEMAN	ROE	12	17%	
2 TUERLINCKX	ROE	14	14%	21%
15 ROUSSEAUX	ROE	15	13%	13%
5 COOLMAN	ROE	16	13%	
11 DELANGHE	MEN	12	8%	17%
1 VAN HAARLEM	MEN	7		29%
3 Paulides	ROE	8		13%
3 SINNESAEEL	MEN	8		13%
4 D'HULST	ROE	1		
5 Martinez Gion	MEN	2		50%
8 VER EECKE	MEN	9		11%
9 BALDUYCK	MEN	5		20%
14 TERVAPORTTI	ROE	8		25%

Reception

		Count of SKILL	#%	+%	=%
5 COOLMAN	ROE	1	100%		
6 LEMAY	MEN	14	64%		14%
8 VER EECKE	MEN	15	47%	7%	13%
8 VERHANNEMAN	ROE	24	46%	17%	4%
7 Louati	MEN	25	40%	8%	4%
11 CLAES	ROE	11	36%	18%	18%
5 Martinez Gion	MEN	10	30%	20%	10%
15 ROUSSEAUX	ROE	10	30%	20%	10%
3 Paulides	ROE	1			100%

UPPER:

TOI = Team of Interest = Team analyzed OPP = Opponent
 XXXServe = who served XXXSCORE = who got the point



2014-2015

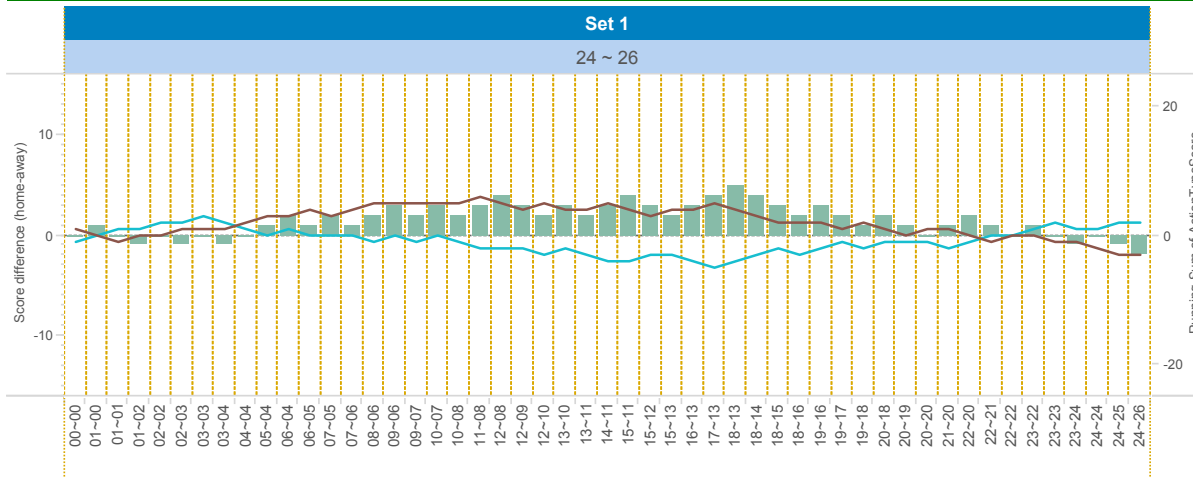
DATA

BelgiumVolleyStats.be
By Marnix Acar

© Trainerstuff.be
By Wouter Laroy

VIZ

(20141018) MEN ~ ROE (0 ~ 3)
Set analysis - Set 1



TEAM_NAME

- MEN
- ROE

UPPER LEFT:

+1: A# - B# - S# -1: A=, A/, B=, B/, S=, R=, D=, F=, S=

LOWER LEFT:

TOI = Team of Interest = Team analyzed OPP = Opponent
XXXServe = who served XXXSCORE = who got the point

LOWER RIGHT:

Attack sorted on #SCORE

Attacking skills

		Set 1													
		TOIServe						OPPServe							
		TOISCORE			OPPSCORE			Total	TOISCORE			OPPSCORE			Total
TOI	Scorin..	TOI	OPP	Total	TOI	OPP	Total		TOI	OPP	Total	TOI	OPP	Total	
MEN	A#	1		1	12		12	13	9		9			9	
	S#	4		4			4	4			1	1	1	1	
	A=		2	2			2	2	1	1	2	2	3		
	A/		2	2			2	2			7	7	7		
	S=					4		4	4	4	4		4		
	D=									1	1		1	1	
	Total	5	4	9	4	12	16	25	9	6	15	9	1	10	25
ROE	A#				9		9	9	12		12	1		1	13
	S#	1		1			1	1			4	4	4	4	
	A=		2	2	1		1	3			2	2	2	2	
	A/		7	7			7	7			2	2	2	2	
	S=				4		4	4	4	4			4	4	
	D=				1		1	1							
	Total	1	9	10	6	9	15	25	12	4	16	4	5	9	25

		Count of SKILL	#SCORE	#SCORE%	NOSCORE	NOSCORE%	=SCORE	=SCORE%	EFF	
2	TUERLINCKX	ROE	6	4	67%	1	17%	1	17%	50%
11	DELANGHE	MEN	4	3	75%	1	25%	0	0%	75%
15	ROUSSEAUX	ROE	5	3	60%	0	0%	2	40%	20%
5	COOLMAN	ROE	2	2	100%	0	0%	0	0%	100%
8	VER EECKE	MEN	5	2	40%	0	0%	3	60%	-20%
8	VERHANNEMAN	ROE	4	2	50%	1	25%	1	25%	25%
9	BALDUYCK	MEN	7	2	29%	2	29%	3	43%	-14%
1	VAN HAARLEM	MEN	1	1	100%	0	0%	0	0%	100%
3	SINNESAEEL	MEN	2	1	50%	0	0%	1	50%	0%
7	Louati	MEN	3	1	33%	0	0%	2	67%	-33%
14	TERVAPORTTI	ROE	3	1	33%	2	67%	0	0%	33%
3	Paulides	ROE	1	0	0%	0	0%	1	100%	-100%



2014-2015

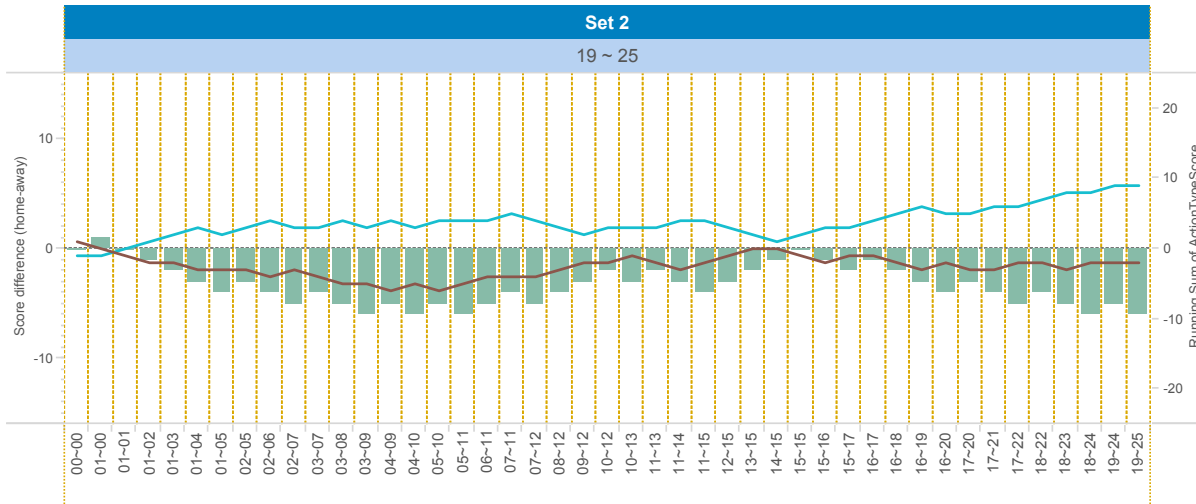
DATA

BelgiumVolleyStats.be
By Marnix Acar

© Trainerstuff.be
By Wouter Laroy

VIZ

(20141018) MEN ~ ROE (0 ~ 3)
Set analysis - Set 2



TEAM_NAME

- MEN
- ROE

UPPER LEFT:

+1: A# - B# - S# -1: A=, A/, B=, B/, S=, R=, D=, F=, S=

LOWER LEFT:

TOI = Team of Interest = Team analyzed OPP = Opponent
XXXServe = who served XXXSCORE = who got the point

LOWER RIGHT:

Attack sorted on #SCORE

Attacking skills

		Set 2													
		TOIServe						OPPServe							
		TOISCORE			OPPSCORE			Total	TOISCORE			OPPSCORE			Total
TOI	Scorin..	TOI	OPP	Total	TOI	OPP	Total		TOI	OPP	Total	TOI	OPP	Total	
MEN	A#	3		3	8	8	11	10		10	3	3	13		
	S#										3	3	3		
	A=		1	1	1	1	2								
	A/		2	2	1	1	3				6	6	6		
	S=				3	3	3		3	3			3		
	Total		3	3	6	5	8	13	19	10	3	13	6	6	12
ROE	A#	3		3	10	10	13	8		8	3	3	11		
	S#	3		3			3								
	A=								1	1	1	1	2		
	A/		6	6			6		1	1	2	2	3		
	S=				3	3	3		3	3			3		
	Total		6	6	12	3	10	13	25	8	5	13	3	3	6

		Count of SKILL	#SCORE	#SCORE%	NOSCORE	NOSCORE%	=SCORE	=SCORE%	EFF	
9	BALDUYCK	MEN	8	5	63%	2	25%	1	13%	50%
2	TUERLINCKX	ROE	9	4	44%	4	44%	1	11%	33%
8	VER EECKE	MEN	5	4	80%	0	0%	1	20%	60%
7	Louati	MEN	10	3	30%	3	30%	4	40%	-10%
5	COOLMAN	ROE	2	2	100%	0	0%	0	0%	100%
14	TERVAPORTTI	ROE	2	2	100%	0	0%	0	0%	100%
15	ROUSSEAU	ROE	4	2	50%	1	25%	1	25%	25%
3	SINNESAEEL	MEN	3	1	33%	0	0%	2	67%	-33%
8	VERHANNEMAN	ROE	2	1	50%	0	0%	1	50%	0%
1	VAN HAARLEM	MEN	1	0	0%	1	100%	0	0%	0%
3	Paulides	ROE	3	0	0%	3	100%	0	0%	0%



2014-2015

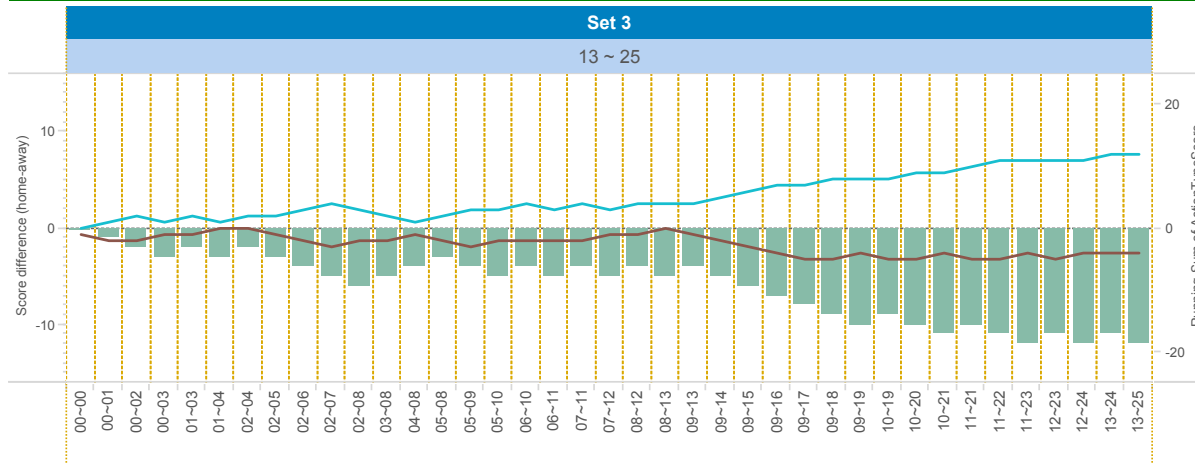
DATA

BelgiumVolleyStats.be
By Marnix Acar

© Trainerstuff.be
By Wouter Laroy

VIZ

(20141018) MEN ~ ROE (0 ~ 3)
Set analysis - Set 3



TEAM_NAME

- MEN
- ROE

UPPER LEFT:

+1: A# - B# - S# -1: A=, A/, B=, B/, S=, R=, D=, F=, S=

LOWER LEFT:

TOI = Team of Interest = Team analyzed OPP = Opponent
XXXServe = who served XXXSCORE = who got the point

LOWER RIGHT:

Attack sorted on #SCORE

		Set 3													
		TOIServe						OPPServe							
		TOIScore			OPPScore			Total	TOIScore			OPPScore			Total
TOI	Scorin..	TOI	OPP	Total	TOI	OPP	Total	Total	TOI	OPP	Total	TOI	OPP	Total	Total
MEN	A#				6	6	6	6	9		9	3	3	3	12
	S#	1		1			1	1			4	4	4	4	4
	A=		1	1			1	1			2	2	2	2	2
	A/				2	2	2	2		1	1	4	4	4	5
	S=				4	4	4	4		1	1				1
	Total		1	1	2	6	6	12	14	9	2	11	6	7	13
ROE	A#	3		3		9	9	12	6		6				6
	S#	4		4			4	4				1	1	1	1
	A=		2	2			2	2			1	1	1	1	
	A/		4	4	1	1	5	5		2	2				2
	S=				1	1	1	1		4	4				4
	Total		7	6	13	2	9	11	24	6	6	12	1	1	2

Attacking skills

		Count of SKILL	#SCORE	#SCORE%	NOSCORE	NOSCORE%	=SCORE	=SCORE%	EFF	
7	Louati	MEN	10	4	40%	3	30%	3	30%	10%
5	COOLMAN	ROE	3	3	100%	0	0%	0	0%	100%
8	VERHANNEMAN	ROE	4	3	75%	0	0%	1	25%	50%
3	SINNESAEL	MEN	2	2	100%	0	0%	0	0%	100%
5	Martinez Gion	MEN	4	2	50%	1	25%	1	25%	25%
2	TUERLINCKX	ROE	3	1	33%	1	33%	1	33%	0%
3	Paulides	ROE	1	1	100%	0	0%	0	0%	100%
8	VER EECKE	MEN	4	1	25%	0	0%	3	75%	-50%
15	ROUSSEAUX	ROE	3	1	33%	2	67%	0	0%	33%
11	DELANGHE	MEN	1	0	0%	0	0%	1	100%	-100%



2014-2015

DATA

BelgiumVolleyStats.be
By Marnix Acar

© Trainerstuff.be
By Wouter Laroy

VIZ

(20141018) MEN ~ ROE (0 ~ 3)
Set analysis - Set 4

TEAM_NAME

MEN

UPPER LEFT:

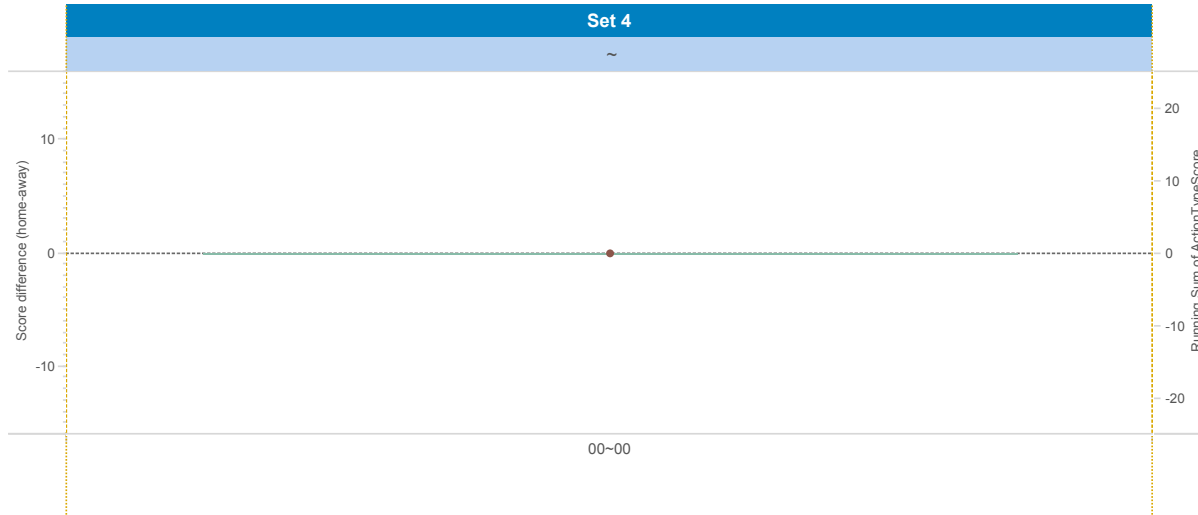
+1: A# - B# - S# -1: A=, A/, B=, B/, S=, R=, D=, F=, S=

LOWER LEFT:

TOI = Team of Interest = Team analyzed OPP = Opponent
XXXServe = who served XXXSCORE = who got the point

LOWER RIGHT:

Attack sorted on #SCORE



Attacking skills



2014-2015

DATA

BelgiumVolleyStats.be
By Marnix Acar

© **Trainerstuff.be**
By Wouter Laroy

VIZ

(20141018) MEN ~ ROE (All)
Set analysis - Set 5

TEAM_NAME

UPPER LEFT:

+1: A# - B# - S# **-1:** A=, A/, B=, B/, S=, R=, D=, F=, S=

LOWER LEFT:

TOI = Team of Interest = Team analyzed **OPP** = Opponent
XXXServe = who served **XXXSCORE** = who got the point

LOWER RIGHT:

Attack sorted on #SCORE

Attacking skills



2014-2015

DATA

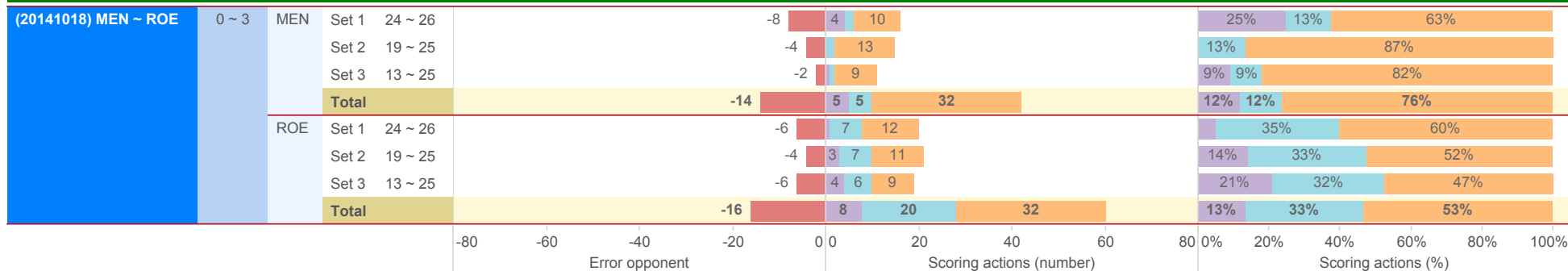
BelgiumVolleyStats.be
By Marnix Acar

© **Trainerstuff.be**
By Wouter Laroy

VIZ

(20141018) MEN ~ ROE (0 ~ 3)

Scoring Actions Analyzed: how were points made (per set)

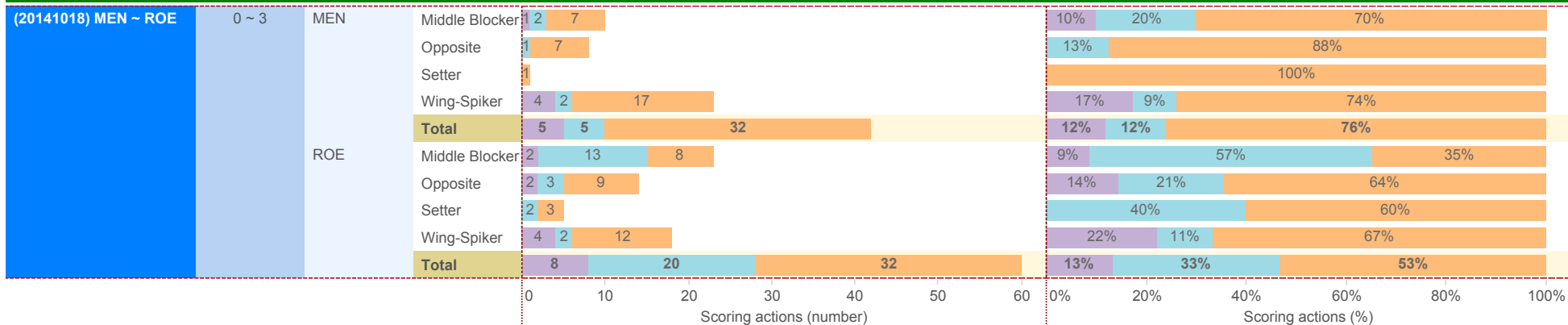


S - Serve
 B - Block
 A - Attack



2014-2015

(20141018) MEN ~ ROE (0 ~ 3)
Scoring Actions Analyzed: how were points made (per player position)





2014-2015

DATA

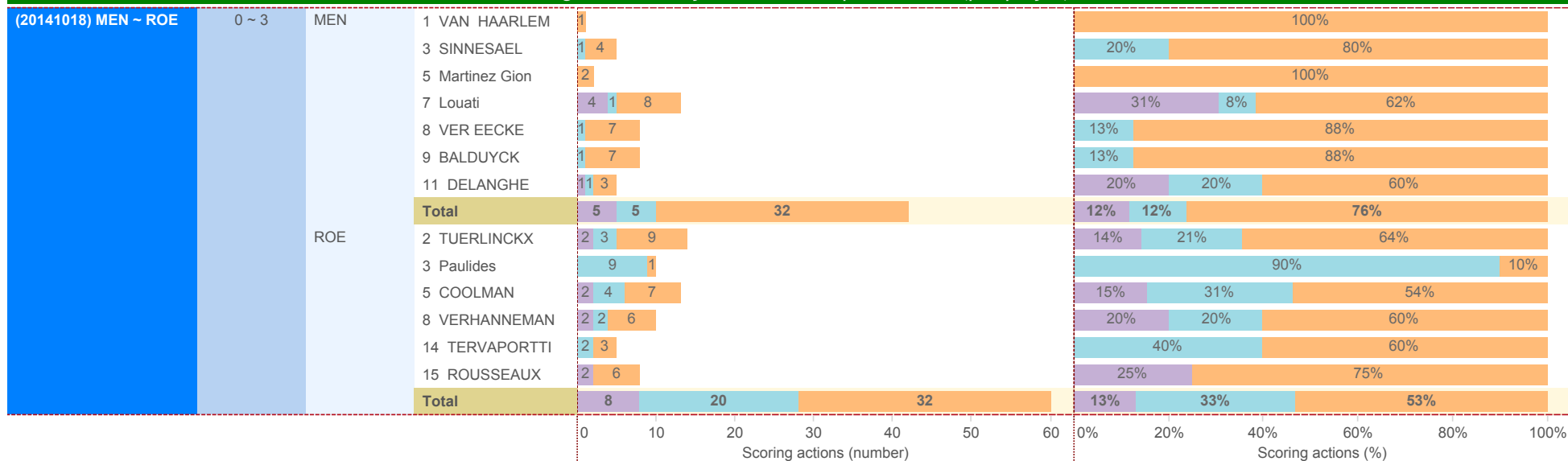
BelgiumVolleyStats.be
By Marnix Acar

© Trainerstuff.be
By Wouter Laroy

VIZ

(20141018) MEN ~ ROE (0 ~ 3)

Scoring Actions Analyzed: how were points made (per player)





2014-2015

DATA

BelgiumVolleyStats.be
By Marnix Acar

© Trainerstuff.be
By Wouter Laroy

VIZ

(20141018) MEN ~ ROE (0 ~ 3)
Skills in detail (per player position): Attack/Block

Category	Position	Skill										EFF
		#	+	!	-	/	=	Count of SKILL	EFF			
A - Attack	MEN	Middle Blocker	7 (58%)	1 (8%)				4 (33%)			12	25%
		Opposite	7 (47%)	1 (7%)		3 (20%)	2 (13%)		2 (13%)		15	20%
		Setter	1 (50%)	1 (50%)							2	50%
		Wing-Spiker	17 (41%)		1 (34%)	6 (15%)	14 (34%)	3 (7%)			41	0%
		Total	32 (46%)	3 (4%)	1 (29%)	9 (13%)	20 (29%)	5 (7%)			70	10%
	ROE	Middle Blocker	8 (67%)		1 (1)	2 (17%)			1 (8%)		12	58%
		Opposite	9 (50%)	1 (6%)	1 (17%)	4 (22%)	3 (17%)				18	33%
		Setter	3 (60%)	2 (40%)							5	60%
		Wing-Spiker	12 (55%)	1 (5%)		3 (14%)	2 (9%)		4 (18%)		22	27%
		Total	32 (56%)	4 (7%)	2 (9%)	9 (16%)	5 (9%)		5 (9%)		57	39%
B - Block	MEN	Middle Blocker	2 (20%)	3 (30%)	2 (1)				3 (30%)		10	-10%
		Opposite	1 (100%)								1	100%
		Wing-Spiker	2 (29%)	1 (14%)					4 (57%)		7	-29%
		Total	5 (28%)	4 (22%)	2 (1)				7 (39%)		18	-11%
	ROE	Middle Blocker	13 (72%)						5 (28%)		18	44%
		Opposite	3 (43%)	1 (14%)	1 (1)				2 (29%)		7	14%
		Setter	2 (50%)						2 (50%)		4	0%
		Wing-Spiker	2 (50%)						2 (50%)		4	0%
		Total	20 (61%)	1 (3%)	1 (1)				11 (33%)		33	27%

GAME LOST GAME WON



2014-2015

DATA

BelgiumVolleyStats.be
By Marnix Acar

© Trainerstuff.be
By Wouter Laroy

VIZ

(20141018) MEN ~ ROE (0 ~ 3)

Skills in detail (per player position): Serve/Reception

Serve/Reception	Category	Position	Game Lost	Game Won	Game Lost	Game Won	Game Lost	Game Won	Game Lost	Game Won	Count of SKILL	EFF
S - Serve	MEN	Middle Blocker	1 (5%)	5 (25%)			10 (50%)	1 (5%)	3 (15%)	20	-10%	
		Opposite		1 (20%)			3 (60%)	1 (20%)	5	-20%		
		Setter					5 (71%)	2 (29%)	7	-29%		
		Wing-Spiker	4 (15%)	6 (23%)			9 (35%)	2 (8%)	5 (19%)	26	-4%	
		Total	5 (9%)	12 (21%)			27 (47%)	3 (5%)	11 (19%)	58	-10%	
	ROE	Middle Blocker	2 (8%)	8 (33%)			13 (54%)	1 (4%)	24	4%		
		Opposite	2 (14%)	4 (29%)			4 (29%)	1 (7%)	3 (21%)	14	-7%	
		Setter		2 (22%)			5 (56%)	2 (22%)	9	-22%		
		Wing-Spiker	4 (15%)	9 (33%)			12 (44%)	2 (7%)	27	7%		
		Total	8 (11%)	23 (31%)			34 (46%)	1 (1%)	8 (11%)	74	0%	
R - Reception	MEN	Libero	9 (64%)			3 (21%)	2 (14%)	14	-14%			
		Wing-Spiker	20 (40%)	5 (10%)			20 (40%)	1 (2%)	4 (8%)	50	-8%	
		Total	29 (45%)	5 (8%)			23 (36%)	1 (2%)	6 (9%)	64	-9%	
	ROE	Libero	4 (36%)	2 (18%)			3 (27%)	2 (18%)	11	-18%		
		Middle Blocker	1 (50%)				1 (50%)		2	-50%		
		Wing-Spiker	14 (41%)	6 (18%)			9 (26%)	3 (9%)	2 (6%)	34	-6%	
		Total	19 (40%)	8 (17%)			12 (26%)	3 (6%)	5 (11%)	47	-11%	
			0 20 40	0 10 20 30 40	0	0 20 40 60	0 2 4	0 5 10 15 20	0 50	-50% 0%		
			#	+	!	-	/	=	Count of SKILL	EFF		



2014-2015

DATA

BelgiumVolleyStats.be
By Marnix Acar

© Trainerstuff.be
By Wouter Laroy

VIZ

(20141018) MEN ~ ROE (0 ~ 3)

Skills in detail (per player): Attack

A - Attack										Count of SKILL	EFF
MEN	1 VAN HAARLEM	1 (50%)	1 (50%)						2	50%	
	3 SINNESAELE	4 (57%)				3 (43%)		7	14%		
	5 Martinez Gion	2 (50%)			1 (25%)	1 (25%)		4	25%		
	7 Louati	8 (35%)		1 (30%)	5 (22%)	7 (30%)	2 (9%)	23	-4%		
	8 VER EECHE	7 (50%)				6 (43%)	1 (7%)	14	0%		
	9 BALDUYCK	7 (47%)	1 (7%)		3 (20%)	2 (13%)	2 (13%)	15	20%		
	11 DELANGHE	3 (60%)	1 (20%)			1 (20%)		5	40%		
	Total	32 (46%)	3 (4%)	1 (29%)	9 (13%)	20 (29%)	5 (7%)	70	10%		
	ROE	2 TUERLINCKX	9 (50%)	1 (6%)	1 (17%)	4 (22%)	3 (17%)		18	33%	
		3 Paulides	1 (20%)		1 (0%)	2 (40%)		1 (20%)	5	0%	
5 COOLMAN		7 (100%)						7	100%		
8 VERHANNEMAN		6 (60%)			1 (10%)		3 (30%)	10	30%		
14 TERVAPORTTI		3 (60%)	2 (40%)					5	60%		
15 ROUSSEAU		6 (50%)	1 (8%)		2 (17%)	2 (17%)	1 (8%)	12	25%		
Total		32 (56%)	4 (7%)	2 (9%)	9 (16%)	5 (9%)	5 (9%)	57	39%		
	#	+	!	-	/	=					

■ GAME LOST ■ GAME WON



2014-2015

DATA

BelgiumVolleyStats.be
By Marnix Acar

© Trainerstuff.be
By Wouter Laroy

VIZ

(20141018) MEN ~ ROE (0 ~ 3)
Skills in detail (per player): Block

B - Block	MEN	Player	Skill 1					Skill 2					Count of SKILL	EFF	
			#	+	!	-	/	=	#	+	!	-			/
		3 SINNESAEEL	1 (25%)										2 (50%)	4	-25%
		7 Louati	1 (33%)										2 (67%)	3	-33%
		8 VER EECKE	1 (25%)	1 (25%)									2 (50%)	4	-25%
		9 BALDUYCK	1 (100%)										1	1	100%
		11 DELANGHE	1 (17%)	3 (50%)	1 ()								1 (17%)	6	0%
		Total	5 (28%)	4 (22%)	2 ()								7 (39%)	18	-11%
	ROE	2 TUERLINCKX	3 (43%)	1 (14%)	1 ()								2 (29%)	7	14%
		3 Paulides	9 (75%)										3 (25%)	12	50%
		5 COOLMAN	4 (67%)										2 (33%)	6	33%
		8 VERHANNEMAN	2 (67%)										1 (33%)	3	33%
		14 TERVAPORTTI	2 (50%)										2 (50%)	4	0%
		15 ROUSSEAUX											1 (100%)	1	-100%
		Total	20 (61%)	1 (3%)	1 ()								11 (33%)	33	27%
			#	+	!	-	/	=						Count of SKILL	EFF

■ GAME LOST ■ GAME WON



2014-2015

DATA

BelgiumVolleyStats.be
By Marnix Acar

© Trainerstuff.be
By Wouter Laroy

VIZ

(20141018) MEN ~ ROE (0 ~ 3)
Skills in detail (per player): Reception

R - Reception		MEN	#		+		!		-		/		=		Count of SKILL	EFF
		5 Martinez Gion	3 (30%)	2 (20%)					3 (30%)	1 (10%)	1 (10%)		10		-10%	
		6 LEMAY	9 (64%)						3 (21%)		2 (14%)		14		-14%	
		7 Louati	10 (40%)	2 (8%)					12 (48%)		1 (4%)		25		-4%	
		8 VER EECKE	7 (47%)	1 (7%)					5 (33%)		2 (13%)		15		-13%	
		Total	29 (45%)	5 (8%)					23 (36%)	1 (2%)	6 (9%)		64		-9%	
		ROE														
		3 Paulides									1 (100%)		1		-100%	
		5 COOLMAN	1 (100%)										1		0%	
		8 VERHANNEMAN	11 (46%)	4 (17%)					6 (25%)	2 (8%)	1 (4%)		24		-4%	
		11 CLAES	4 (36%)	2 (18%)					3 (27%)		2 (18%)		11		-18%	
		15 ROUSSEAU	3 (30%)	2 (20%)					3 (30%)	1 (10%)	1 (10%)		10		-10%	
		Total	19 (40%)	8 (17%)					12 (26%)	3 (6%)	5 (11%)		47		-11%	
			#	+	!	-	/	=								

■ GAME LOST ■ GAME WON