



2014-2015

DATA

BelgiumVolleyStats.be
By Marnix Acar

© **Trainerstuff.be**
By Wouter Laroy

VIZ

Scouting data provided by: Marnix Acar - www.BelgiumVolleyStats.be

Data processing and vizualization: Wouter Laroy - www.trainerstuff.be

Questions/Remarks/Suggestions: info@belgiumvolleystats.be - wouterstrainerstuff@gmail.com

			(20141018) HAA ~ WAR				Grand Total
			3 ~ 1				
			Set 1	Set 2	Set 3	Set 4	
			25 ~ 19	25 ~ 27	28 ~ 26	25 ~ 18	
HAA	1 Tormans	Opposite			1		1
	2 Huyssegoms	Middle Blocker	15	14	13	8	36 14
	5 Janssen	Middle Blocker	9	11	14	12	35 11
	6 Van Assche	Wing-Spiker	28	22	21	13	62 22
	7 Deroey	Wing-Spiker		1			1
	11 Van Reeth	Libero	2	14	11	9	22 14
	12 Verelst	Setter	18	29	27	19	64 29
	13 Steenhouwer	Wing-Spiker	18	23	24	16	58 23
	14 Verspecht	Setter			1		1
	18 Sybers	Opposite	12	20	21	19	52 20
WAR	1 COUCKE	Libero	9	7	10	10	7 29
	2 POELMAN	Middle Blocker	10	14	10	7	14 27
	4 DE BRABANDERE	Wing-Spiker	15	19	29	12	19 56
	5 SOPHIE	Setter	21	27	22	27	27 70
	6 VERBOOMEN	Unspecified		1	6	7	13
	7 DEVILLE	Middle Blocker	6	11	12	10	11 28
	8 BACKAERT	Middle Blocker	16	20	11	16	20 43
	9 De Schrijver	Wing-Spiker	18	21	18	14	21 50
	14 WAGENER	Setter	5	2	3		8

■ SET WON
 ■ SET LOST



2014-2015

(20141018) HAA ~ WAR (3 ~ 1)
Game analysis

		TOIServe						OPPServe							
TOI	ScoringActi..	TOIScore			OPPScore			Total	TOIScore			OPPScore			Total
		TOI	OPP	Total	TOI	OPP	Total		TOI	OPP	Total	TOI	OPP	Total	
HAA	A#	15		15		48	48	63	47	1	48		9	9	57
	S#	8		8				8					2	2	2
	A=		6	6				6		2	2	8		8	10
	A/		9	9		2	2	11		1	1	7		7	8
	S=					12	12	12		13	13				13
	E=					1	1	1				1		1	1
	Total		23	15	38	15	48	63	101	47	17	64	16	11	27
WAR	A#	9		9	1	47	48	57	48		48		15	15	63
	S#	2		2			2	2					8	8	8
	A=		8	8		2	2	10				6		6	6
	A/		7	7		1	1	8		2	2	9		9	11
	S=					13	13	13		12	12				12
	E=			1	1			1		1	1				1
	Total		11	16	27	17	47	64	91	48	15	63	15	23	38

Attack

		Count of SKILL	#SCORE%	=SCORE%	EFF
2 Huysegoms	HAA	15	67%	13%	53%
2 POELMAN	WAR	11	64%	18%	45%
5 Janssen	HAA	8	63%	0%	63%
9 De Schrijver	WAR	29	59%	10%	48%
7 DEVILLE	WAR	13	54%	15%	38%
6 VERBOOMEN	WAR	6	50%	17%	33%
13 Steenhouwer	HAA	34	50%	9%	41%
5 SOPHIE	WAR	7	43%	14%	29%
8 BACKAERT	WAR	35	43%	17%	26%
6 Van Assche	HAA	26	42%	15%	27%
18 Sybers	HAA	45	42%	18%	24%
4 DE BRABANDERE	WAR	21	33%	14%	19%

Block

		Count of SKILL	#
2 Huysegoms	HAA	14	5
2 POELMAN	WAR	13	3
6 Van Assche	HAA	5	2
7 DEVILLE	WAR	10	2
4 DE BRABANDERE	WAR	6	1
5 Janssen	HAA	13	1
5 SOPHIE	WAR	7	1
8 BACKAERT	WAR	6	1
9 De Schrijver	WAR	5	1
13 Steenhouwer	HAA	6	1
18 Sybers	HAA	7	1
6 VERBOOMEN	WAR	2	
12 Verelst	HAA	3	
14 Verspecht	HAA	1	

Serve

		Count of SKILL	#%	=%
13 Steenhouwer	HAA	18	22%	28%
2 Huysegoms	HAA	14	14%	7%
18 Sybers	HAA	12	8%	8%
8 BACKAERT	WAR	14	7%	21%
12 Verelst	HAA	14	7%	7%
2 POELMAN	WAR	15	7%	20%
1 Tormans	HAA	1		
4 DE BRABANDERE	WAR	13		
5 Janssen	HAA	24		8%
5 SOPHIE	WAR	18		11%
6 Van Assche	HAA	17		12%
6 VERBOOMEN	WAR	1		
7 Deroey	HAA	1		
7 DEVILLE	WAR	16		
9 De Schrijver	WAR	11		36%
14 WAGENER	WAR	3		33%

Reception

		Count of SKILL	#%	+%	=%
2 Huysegoms	HAA	1	100%		
6 VERBOOMEN	WAR	5	40%	20%	
13 Steenhouwer	HAA	15	33%	40%	7%
6 Van Assche	HAA	25	32%	44%	
1 COUCKE	WAR	30	27%	30%	13%
11 Van Reeth	HAA	36	25%	36%	3%
4 DE BRABANDERE	WAR	31	19%	61%	3%
9 De Schrijver	WAR	21	10%	43%	5%
5 Janssen	HAA	1		100%	

UPPER:
 TOI = Team of Interest = Team analyzed OPP = Opponent
 XXXServe = who served XXXSCORE = who got the point



2014-2015

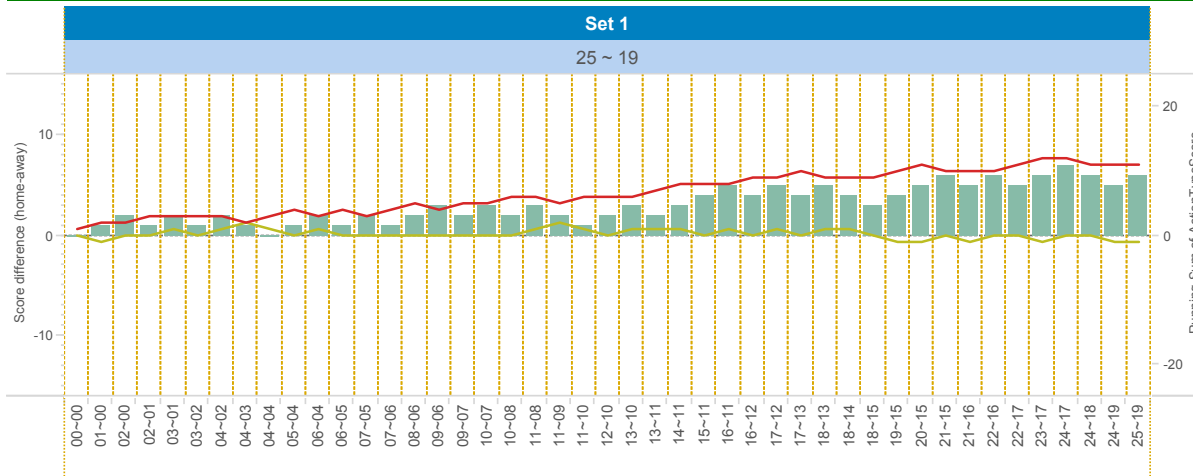
DATA

BelgiumVolleyStats.be
By Marnix Acar

© Trainerstuff.be
By Wouter Laroy

VIZ

(20141018) HAA ~ WAR (3 ~ 1)
Set analysis - Set 1



TEAM_NAME

- HAA
- WAR

UPPER LEFT:

+1: A# - B# - S# -1: A=, A/, B=, B/, S=, R=, D=, F=, S=

LOWER LEFT:

TOI = Team of Interest = Team analyzed OPP = Opponent
XXXServe = who served XXXSCORE = who got the point

LOWER RIGHT:

Attack sorted on #SCORE

Attacking skills

		Set 1													
		TOIServe						OPPServe							
		TOIScore			OPPScore			Total	TOIScore			OPPScore			Total
TOI	Scorin..	TOI	OPP	Total	TOI	OPP	Total		TOI	OPP	Total	TOI	OPP	Total	
HAA	A#	5		5		12	12	17	11		11		1	1	12
	S#	1		1				1					1	1	
	A=		2	2				2		1	1	1	1	2	
	A/		1	1				1		1	1	1	1	2	
	S=					2	2	2	3	3				3	
	E=					1	1	1				1	1	1	
	Total	6	3	9	3	12	15	24	11	5	16	3	1	4	20
WAR	A#	1		1		11	11	12	12		12		5	5	17
	S#												1	1	1
	A=		1	1		1	1	2				2	2	2	
	A/		1	1		1	1	2				1	1	1	
	S=					3	3	3		2	2			2	
	E=		1	1				1		1	1			1	
	Total	1	3	4	5	11	16	20	12	3	15	3	6	9	24

		Count of SKILL	#SCORE	#SCORE%	NOSCORE	NOSCORE%	=SCORE	=SCORE%	EFF	
13	Steenhouwer	HAA	11	7	64%	3	27%	1	9%	55%
8	BACKAERT	WAR	10	5	50%	3	30%	2	20%	30%
18	Sybers	HAA	7	4	57%	2	29%	1	14%	43%
9	De Schrijver	WAR	5	3	60%	1	20%	1	20%	40%
2	Huysegoms	HAA	4	2	50%	2	50%	0	0%	50%
2	POELMAN	WAR	3	2	67%	0	0%	1	33%	33%
4	DE BRABANDERE	WAR	6	2	33%	3	50%	1	17%	17%
6	Van Assche	HAA	6	2	33%	4	67%	0	0%	33%
5	Janssen	HAA	2	1	50%	1	50%	0	0%	50%
7	DEVILLE	WAR	2	1	50%	1	50%	0	0%	50%
5	SOPHIE	WAR	1	0	0%	1	100%	0	0%	0%



2014-2015

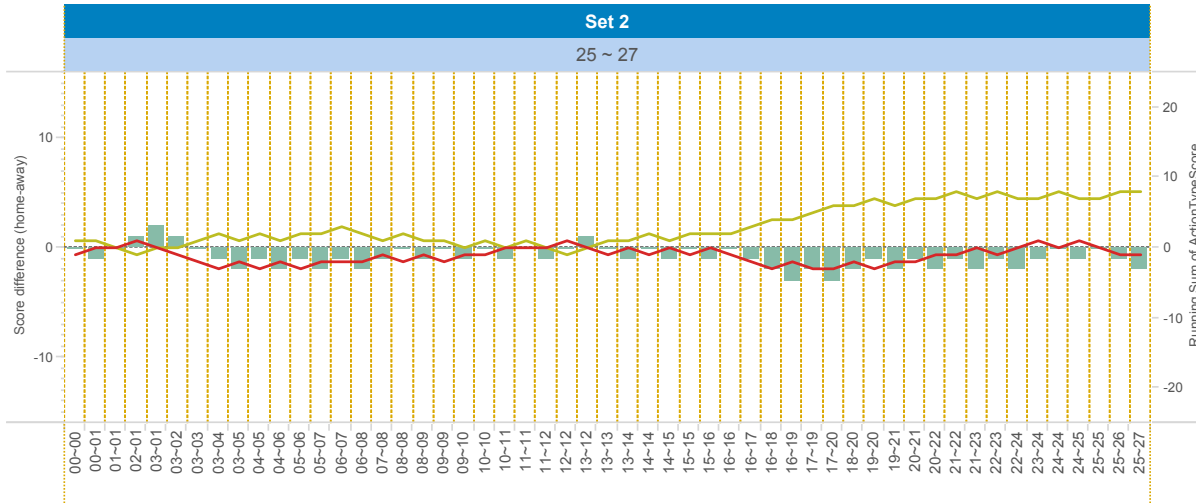
DATA

BelgiumVolleyStats.be
By Marnix Acar

© Trainerstuff.be
By Wouter Laroy

VIZ

(20141018) HAA ~ WAR (3 ~ 1)
Set analysis - Set 2



TEAM_NAME

- HAA
- WAR

UPPER LEFT:

+1: A# - B# - S# -1: A=, A/, B=, B/, S=, R=, D=, F=, S=

LOWER LEFT:

TOI = Team of Interest = Team analyzed OPP = Opponent
XXXServe = who served XXXSCORE = who got the point

LOWER RIGHT:

Attack sorted on #SCORE

Attacking skills

		Set 2														
		TOIServe						OPPServe								
		TOISCORE			OPPSCORE			Total	TOISCORE			OPPSCORE			Total	
TOI	Scorin..	TOI	OPP	Total	TOI	OPP	Total		TOI	OPP	Total	TOI	OPP	Total		
HAA	A#	1		1		16	16	17	17		17		3	3	20	
	S#	1		1			1						1	1	1	
	A=		1	1			1				1		1	1	1	
	A/		2	2		1	1	3			2		2	2	2	
	S=					3	3	3		2	2				2	2
	Total		2	3	5	4	16	20	25	17	2	19	3	4	7	26
WAR	A#	3		3		17	17	20	16		16		1	1	17	
	S#	1		1			1						1	1	1	
	A=		1	1			1				1		1	1	1	
	A/		2	2			2			1	1		2	2	3	
	S=					2	2	2		3	3				3	
	Total		4	3	7	2	17	19	26	16	4	20	3	2	5	25

		Count of SKILL	#SCORE	#SCORE%	NOSCORE	NOSCORE%	=SCORE	=SCORE%	EFF	
8	BACKAERT	WAR	13	7	54%	5	38%	1	8%	46%
18	Sybers	HAA	12	7	58%	4	33%	1	8%	50%
9	De Schrijver	WAR	8	6	75%	2	25%	0	0%	75%
2	Huysegoms	HAA	4	3	75%	0	0%	1	25%	50%
4	DE BRABANDERE	WAR	7	3	43%	3	43%	1	14%	29%
6	Van Assche	HAA	9	3	33%	4	44%	2	22%	11%
13	Steenhouwer	HAA	7	3	43%	4	57%	0	0%	43%
2	POELMAN	WAR	3	2	67%	1	33%	0	0%	67%
5	Janssen	HAA	3	2	67%	1	33%	0	0%	67%
7	DEVILLE	WAR	3	2	67%	0	0%	1	33%	33%



2014-2015

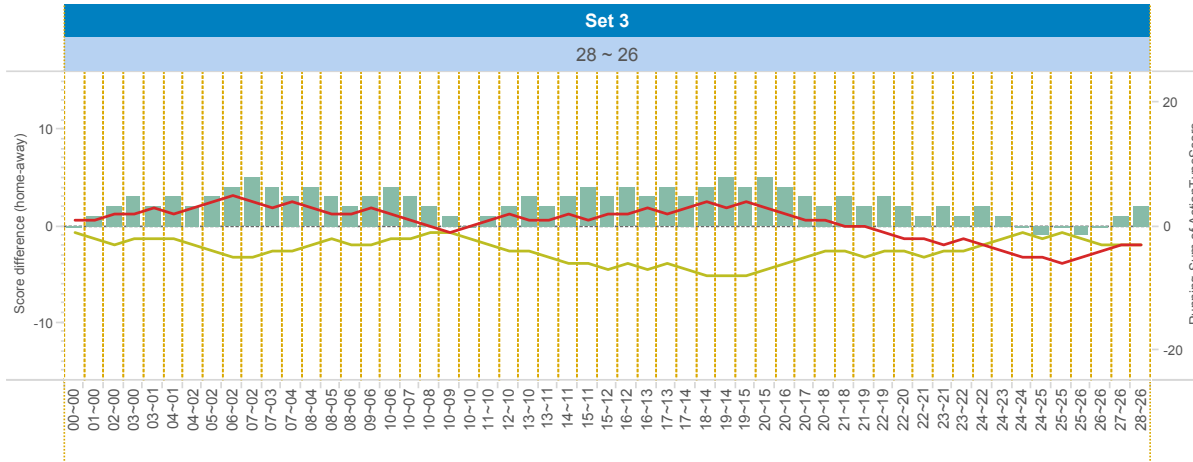
DATA

BelgiumVolleyStats.be
By Marnix Acar

© Trainerstuff.be
By Wouter Laroy

VIZ

(20141018) HAA ~ WAR (3 ~ 1)
Set analysis - Set 3



TEAM_NAME

- HAA
- WAR

UPPER LEFT:

+1: A# - B# - S# -1: A=, A/, B=, B/, S=, R=, D=, F=, S=

LOWER LEFT:

TOI = Team of Interest = Team analyzed OPP = Opponent
XXXServe = who served XXXSCORE = who got the point

LOWER RIGHT:

Attack sorted on #SCORE

		Set 3														
		TOIServe						OPPServe								
		TOIScore			OPPScore			Total	TOIScore			OPPScore			Total	
TOI	Scorin..	TOI	OPP	Total	TOI	OPP	Total	Total	TOI	OPP	Total	TOI	OPP	Total	Total	
HAA	A#	5		5		9	9	14	11	1	12		5	5	17	
	S#	3		3				3								
	A=		1	1				1		1	3		3	3	4	
	A/		2	2		1	1	3			2		2	2	2	
	S=					6	6	6		4	4				4	4
	Total		8	3	11	7	9	16	27	11	6	17	5	5	10	27
WAR	A#	5		5	1	11	12	17	9		9		5	5	14	
	S#												3	3	3	
	A=		3	3	1		1	4				1		1	1	
	A/		2	2				2		1	1	2		2	3	
	S=				4		4	4		6	6				6	
	Total		5	5	10	6	11	17	27	9	7	16	3	8	11	27

Attacking skills

		Count of SKILL	#SCORE	#SCORE%	NOSCORE	NOSCORE%	=SCORE	=SCORE%	EFF
9 De Schrijver	WAR	9	5	56%	4	44%	0	0%	56%
6 Van Assche	HAA	6	4	67%	1	17%	1	17%	50%
18 Sybers	HAA	14	4	29%	7	50%	3	21%	7%
2 Huysegoms	HAA	4	3	75%	1	25%	0	0%	75%
5 SOPHIE	WAR	5	3	60%	1	20%	1	20%	40%
13 Steenhouwer	HAA	12	3	25%	7	58%	2	17%	8%
4 DE BRABANDERE	WAR	7	2	29%	5	71%	0	0%	29%
5 Janssen	HAA	2	2	100%	0	0%	0	0%	100%
6 VERBOOMEN	WAR	5	2	40%	2	40%	1	20%	20%
7 DEVILLE	WAR	3	2	67%	1	33%	0	0%	67%
2 POELMAN	WAR	3	1	33%	1	33%	1	33%	0%
8 BACKAERT	WAR	3	0	0%	2	67%	1	33%	-33%



2014-2015

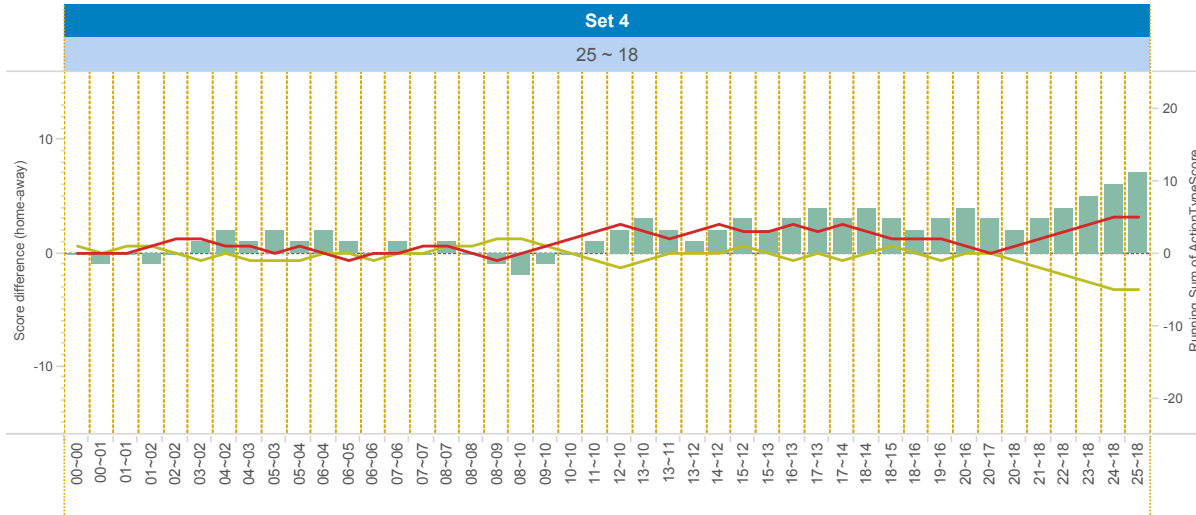
DATA

BelgiumVolleyStats.be
By Marnix Acar

© Trainerstuff.be
By Wouter Laroy

VIZ

(20141018) HAA ~ WAR (3 ~ 1)
Set analysis - Set 4



TEAM_NAME

- HAA
- WAR

UPPER LEFT:

+1: A# - B# - S# -1: A=, A/, B=, B/, S=, R=, D=, F=, S=

LOWER LEFT:

TOI = Team of Interest = Team analyzed OPP = Opponent
XXXServe = who served XXXSCORE = who got the point

LOWER RIGHT:

Attack sorted on #SCORE

Attacking skills

		Set 4													
		TOIServe						OPPServe							
		TOIScore			OPPScore			Total	TOIScore			OPPScore			Total
TOI	Scorin..	TOI	OPP	Total	TOI	OPP	Total	Total	TOI	OPP	Total	TOI	OPP	Total	Total
HAA	A#	4		4		11	11	15	8		8				8
	S#	3		3				3					1	1	1
	A=		2	2				2				3		3	3
	A/		4	4				4				2		2	2
	S=				1		1	1		4	4				4
	Total	7	6	13	1	11	12	25	8	4	12	5	1	6	18
WAR	A#					8	8	8	11		11		4	4	15
	S#	1		1				1					3	3	3
	A=		3	3				3				2		2	2
	A/		2	2				2				4		4	4
	S=				4		4	4		1	1				1
	Total	1	5	6	4	8	12	18	11	1	12	6	7	13	25

		Count of SKILL	#SCORE	#SCORE%	NOSCORE	NOSCORE%	=SCORE	=SCORE%	EFF
13 Steenhouwer	HAA	4	4	100%	0	0%	0	0%	100%
18 Sybers	HAA	12	4	33%	5	42%	3	25%	8%
8 BACKAERT	WAR	9	3	33%	4	44%	2	22%	11%
9 De Schrijver	WAR	7	3	43%	2	29%	2	29%	14%
2 Huysegoms	HAA	3	2	67%	0	0%	1	33%	33%
2 POELMAN	WAR	2	2	100%	0	0%	0	0%	100%
6 Van Assche	HAA	5	2	40%	2	40%	1	20%	20%
7 DEVILLE	WAR	5	2	40%	2	40%	1	20%	20%
6 VERBOOMEN	WAR	1	1	100%	0	0%	0	0%	100%
4 DE BRABANDERE	WAR	1	0	0%	0	0%	1	100%	####
5 Janssen	HAA	1	0	0%	1	100%	0	0%	0%
5 SOPHIE	WAR	1	0	0%	1	100%	0	0%	0%



2014-2015

DATA

BelgiumVolleyStats.be
By Marnix Acar

© Trainerstuff.be
By Wouter Laroy

VIZ

(20141018) HAA ~ WAR (3 ~ 1)
Set analysis - Set 5

TEAM_NAME

■ HAA

UPPER LEFT:

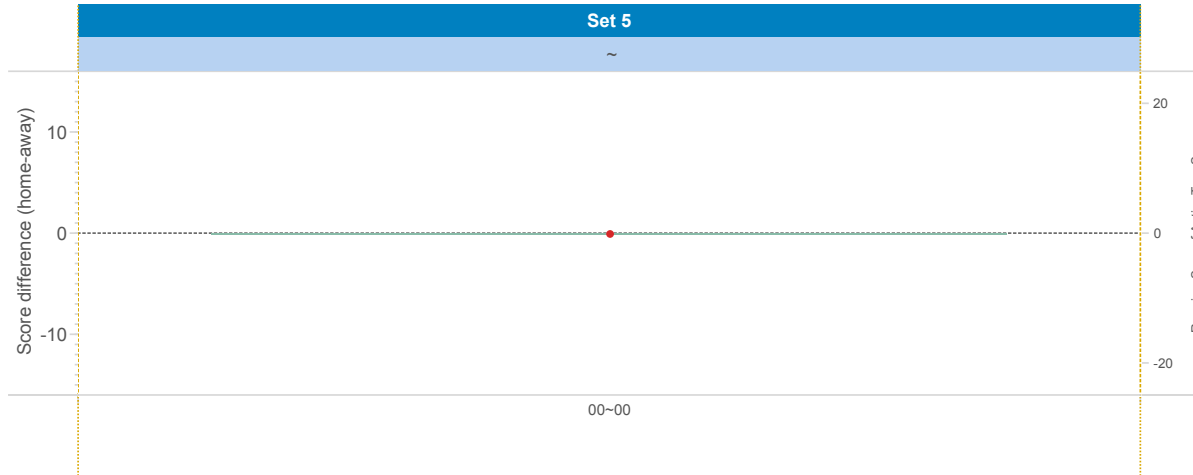
+1: A# - B# - S# -1: A=, A/, B=, B/, S=, R=, D=, F=, S=

LOWER LEFT:

TOI = Team of Interest = Team analyzed OPP = Opponent
XXXServe = who served XXXSCORE = who got the point

LOWER RIGHT:

Attack sorted on #SCORE



Attacking skills



2014-2015

DATA

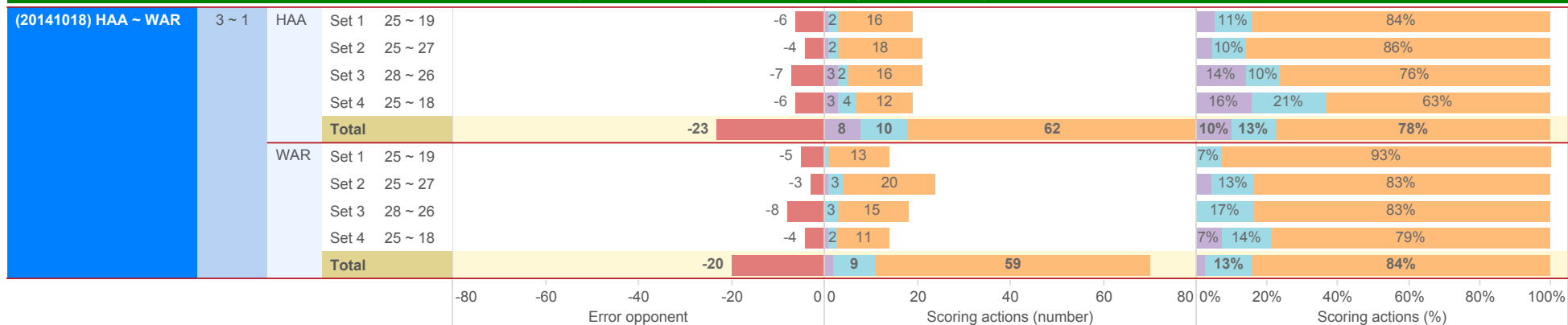
BelgiumVolleyStats.be
By Marnix Acar

© **Trainerstuff.be**
By Wouter Laroy

VIZ

(20141018) HAA ~ WAR (3 ~ 1)

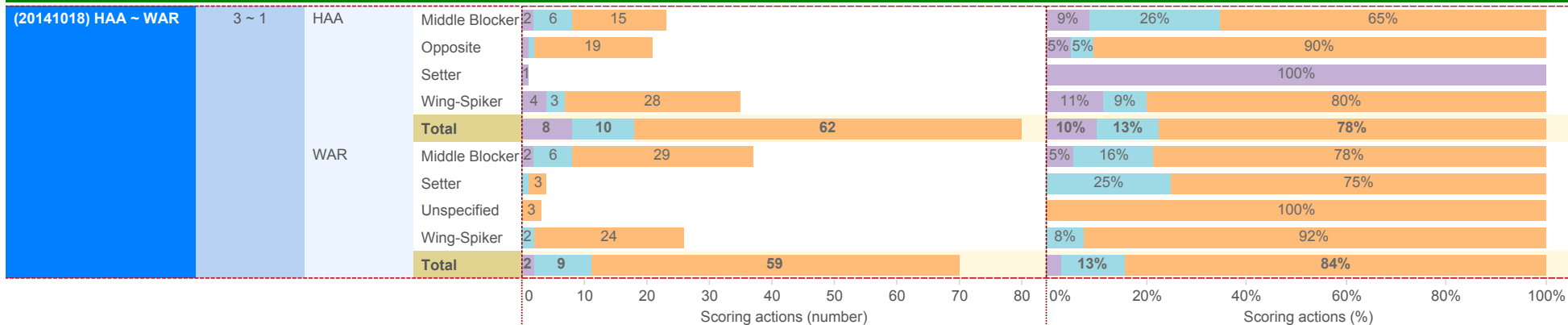
Scoring Actions Analyzed: how were points made (per set)





2014-2015

(20141018) HAA ~ WAR (3 ~ 1)
Scoring Actions Analyzed: how were points made (per player position)





2014-2015

DATA

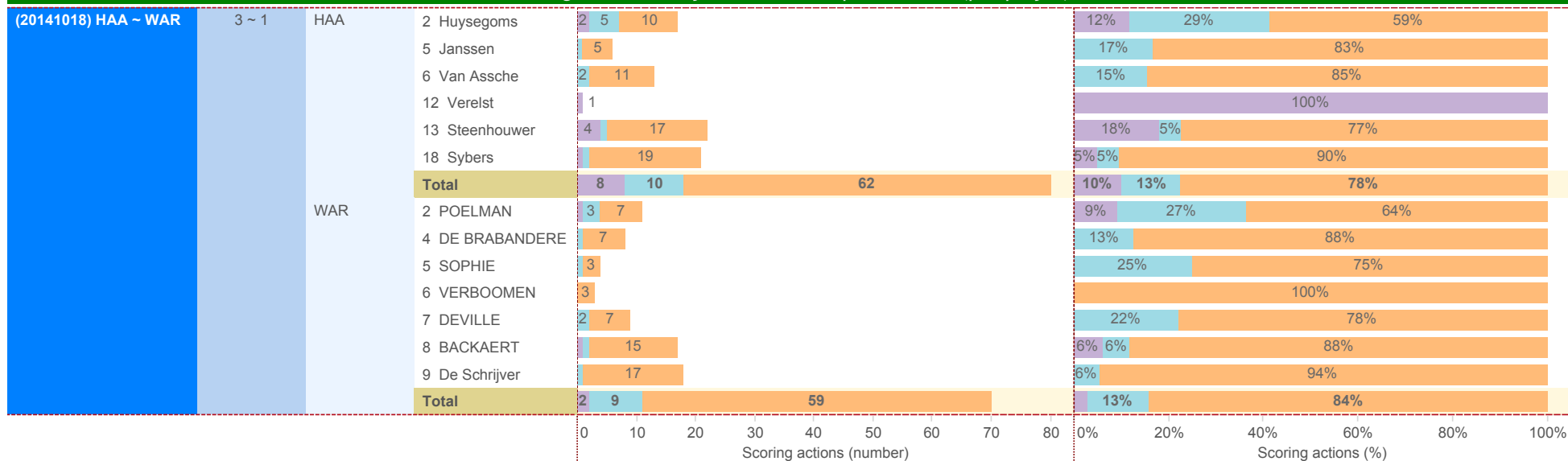
BelgiumVolleyStats.be
By Marnix Acar

© Trainerstuff.be
By Wouter Laroy

VIZ

(20141018) HAA ~ WAR (3 ~ 1)

Scoring Actions Analyzed: how were points made (per player)





2014-2015

DATA

BelgiumVolleyStats.be
By Marnix Acar

© Trainerstuff.be
By Wouter Laroy

VIZ

(20141018) HAA ~ WAR (3 ~ 1)
Skills in detail (per player position): Attack/Block

A - Attack	HAA	Position	Count of SKILL						Total	EFF
			#	+	!	-	/	=		
A - Attack	HAA	Middle Blocker	15 (65%)		4 (9%)	2 (9%)	2 (9%)		23	57%
		Opposite	19 (42%)	2 (4%)	4 (11%)	12 (27%)	5 (11%)	3 (7%)	45	24%
		Wing-Spiker	28 (47%)	10 (17%)	6 (3%)	9 (15%)	2 (3%)	5 (8%)	60	35%
		Total	62 (48%)	12 (9%)	14 (7%)	23 (18%)	9 (7%)	8 (6%)	128	35%
A - Attack	WAR	Middle Blocker	29 (49%)	3 (5%)	3 (7%)	14 (24%)	4 (7%)	6 (10%)	59	32%
		Setter	3 (43%)		1 (14%)	2 (29%)	1 (14%)		7	29%
		Unspecified	3 (50%)			2 (33%)	1 (17%)		6	33%
		Wing-Spiker	24 (48%)	6 (12%)	4 (8%)	10 (20%)	4 (8%)	2 (4%)	50	36%
Total	59 (48%)	9 (7%)	8 (8%)	28 (23%)	10 (8%)	8 (7%)	122	34%		
B - Block	HAA	Middle Blocker	6 (22%)	6 (22%)	5 ()	1 (4%)		9 (33%)	27	-11%
		Opposite	1 (14%)		1 ()			5 (71%)	7	-57%
		Setter						4 (100%)	4	-100%
		Wing-Spiker	3 (27%)	1 (9%)	2 ()			5 (45%)	11	-18%
Total	10 (20%)	7 (14%)	8 ()	1 (2%)		23 (47%)	49	-27%		
B - Block	WAR	Middle Blocker	6 (21%)	2 (7%)	8 ()			13 (45%)	29	-24%
		Setter	1 (14%)		4 ()			2 (29%)	7	-14%
		Unspecified			1 ()			1 (50%)	2	-50%
		Wing-Spiker	2 (18%)	1 (9%)		1 (9%)		7 (64%)	11	-45%
Total	9 (18%)	3 (6%)	13 ()	1 (2%)		23 (47%)	49	-29%		

GAME LOST GAME WON



2014-2015

DATA

BelgiumVolleyStats.be
By Marnix Acar

© Trainerstuff.be
By Wouter Laroy

VIZ

(20141018) HAA ~ WAR (3 ~ 1)

Skills in detail (per player position): Serve/Reception

Skill	Team	Position	Game 1					Game 2					Total	EFF
			#	+	!	-	/	=	#	+	!	-		
S - Serve	HAA	Middle Blocker	2 (5%)	7 (18%)	14 (13%)	7 (18%)	5 (13%)	3 (8%)	38	-3%				
		Opposite	1 (8%)	2 (15%)	7 ()	2 (15%)		1 (8%)	13	0%				
		Setter	1 (7%)	3 (21%)	6 ()	3 (21%)		1 (7%)	14	0%				
		Wing-Spiker	4 (11%)	5 (14%)	11 (8%)	6 (17%)	3 (8%)	7 (19%)	36	-8%				
		Total	8 (8%)	17 (17%)	38 (8%)	18 (18%)	8 (8%)	12 (12%)	101	-4%				
	WAR	Middle Blocker	2 (4%)	8 (18%)	16 ()	13 (29%)		6 (13%)	45	-9%				
		Setter		6 (29%)	6 ()	6 (29%)		3 (14%)	21	-14%				
		Unspecified			1 ()				1	0%				
		Wing-Spiker		8 (33%)	8 ()	4 (17%)		4 (17%)	24	-17%				
		Total	2 (2%)	22 (24%)	31 ()	23 (25%)		13 (14%)	91	-12%				
R - Reception	HAA	Libero	9 (25%)	13 (36%)		13 (36%)		1 (3%)	36	-3%				
		Middle Blocker	1 (50%)	1 (50%)					2	0%				
		Wing-Spiker	13 (33%)	17 (43%)		9 (23%)		1 (3%)	40	-3%				
		Total	23 (29%)	31 (40%)		22 (28%)		2 (3%)	78	-3%				
	WAR	Libero	8 (27%)	9 (30%)		8 (27%)	1 (3%)	4 (13%)	30	-13%				
		Unspecified	2 (40%)	1 (20%)			2 (40%)		5	0%				
		Wing-Spiker	8 (15%)	28 (54%)		9 (17%)	5 (10%)	2 (4%)	52	-4%				
		Total	18 (21%)	38 (44%)		17 (20%)	8 (9%)	6 (7%)	87	-7%				

GAME LOST GAME WON



2014-2015

DATA

BelgiumVolleyStats.be
By Marnix Acar

© Trainerstuff.be
By Wouter Laroy

VIZ

(20141018) HAA ~ WAR (3 ~ 1)

Skills in detail (per player): Attack

A - Attack		HAA							WAR		
	2	Huysegoms	10 (67%)		3 (13%)		2 (13%)		15	53%	
	5	Janssen	5 (63%)		1 ()		2 (25%)		8	63%	
	6	Van Assche	11 (42%)	5 (19%)	1 (4%)	5 (19%)	1 (4%)	3 (12%)	26	27%	
	13	Steenhouwer	17 (50%)	5 (15%)	5 (3%)	4 (12%)	1 (3%)	2 (6%)	34	41%	
	18	Sybers	19 (42%)	2 (4%)	4 (11%)	12 (27%)	5 (11%)	3 (7%)	45	24%	
		Total	62 (48%)	12 (9%)	14 (7%)	23 (18%)	9 (7%)	8 (6%)	128	35%	
	2	POELMAN	7 (64%)		2 (18%)		2 (18%)		11	45%	
	4	DE BRABANDERE	7 (33%)	1 (5%)	2 (5%)	8 (38%)	1 (5%)	2 (10%)	21	19%	
	5	SOPHIE	3 (43%)		1 (14%)	2 (29%)	1 (14%)		7	29%	
	6	VERBOOMEN	3 (50%)			2 (33%)	1 (17%)		6	33%	
	7	DEVILLE	7 (54%)	1 (8%)	1 ()	2 (15%)		2 (15%)	13	38%	
	8	BACKAERT	15 (43%)	2 (6%)	2 (11%)	10 (29%)	4 (11%)	2 (6%)	35	26%	
	9	De Schrijver	17 (59%)	5 (17%)	2 (10%)	2 (7%)	3 (10%)		29	48%	
		Total	59 (48%)	9 (7%)	8 (8%)	28 (23%)	10 (8%)	8 (7%)	122	34%	
			#	+	!	-	/	=	Count of SKILL	EFF	

GAME LOST GAME WON



2014-2015

DATA

BelgiumVolleyStats.be
By Marnix Acar

© Trainerstuff.be
By Wouter Laroy

VIZ

(20141018) HAA ~ WAR (3 ~ 1)

Skills in detail (per player): Block

B - Block	Team	Player	Skill					Count of SKILL	EFF	
			#	+	!	-	/			
B - Block	HAA	2 Huysegoms	5 (36%)	2 (14%)	4 (0)			3 (21%)	14	14%
		5 Janssen	1 (8%)	4 (31%)	1 (0)	1 (8%)		6 (46%)	13	-38%
		6 Van Assche	2 (40%)		1 (0)			2 (40%)	5	0%
		12 Verelst						3 (100%)	3	-100%
		13 Steenhouwer	1 (17%)	1 (17%)	1 (0)			3 (50%)	6	-33%
		14 Verspecht						1 (100%)	1	-100%
		18 Sybers	1 (14%)		1 (0)			5 (71%)	7	-57%
	Total	10 (20%)	7 (14%)	8 (0)	1 (2%)		23 (47%)	49	-27%	
	WAR	2 POELMAN	3 (23%)	1 (8%)	3 (0)			6 (46%)	13	-23%
		4 DE BRABANDERE	1 (17%)	1 (17%)		1 (17%)		3 (50%)	6	-33%
		5 SOPHIE	1 (14%)		4 (0)			2 (29%)	7	-14%
		6 VERBOOMEN			1 (0)			1 (50%)	2	-50%
		7 DEVILLE	2 (20%)		3 (0)			5 (50%)	10	-30%
8 BACKAERT		1 (17%)	1 (17%)	2 (0)			2 (33%)	6	-17%	
9 De Schrijver		1 (20%)					4 (80%)	5	-60%	
Total	9 (18%)	3 (6%)	13 (0)	1 (2%)		23 (47%)	49	-29%		
		#	+	!	-	/	=	Count of SKILL	EFF	

■ GAME LOST ■ GAME WON



2014-2015

DATA

BelgiumVolleyStats.be
By Marnix Acar

© Trainerstuff.be
By Wouter Laroy

VIZ

(20141018) HAA ~ WAR (3 ~ 1)

Skills in detail (per player): Serve

S - Serve		#	+	!	-	/	=	Count of SKILL	EFF	
S - Serve	HAA	1 Tormans						1 (100%)	1	0%
		2 Huysegoms	2 (14%)	3 (21%)	6 ()	2 (14%)		1 (7%)	14	7%
		5 Janssen		4 (17%)	8 (21%)	5 (21%)	5 (21%)	2 (8%)	24	-8%
		6 Van Assche		5 (29%)	7 ()	3 (18%)		2 (12%)	17	-12%
		7 Deroey			1 ()				1	0%
		12 Verelst	1 (7%)	3 (21%)	6 ()	3 (21%)		1 (7%)	14	0%
		13 Steenhouwer	4 (22%)		3 (17%)	3 (17%)	3 (17%)	5 (28%)	18	-6%
		18 Sybers	1 (8%)	2 (17%)	7 ()	1 (8%)		1 (8%)	12	0%
		Total	8 (8%)	17 (17%)	38 (8%)	18 (18%)	8 (8%)	12 (12%)	101	-4%
	WAR	2 POELMAN	1 (7%)		5 ()	6 (40%)		3 (20%)	15	-13%
		4 DE BRABANDERE		6 (46%)	5 ()	2 (15%)			13	0%
		5 SOPHIE		5 (28%)	6 ()	5 (28%)		2 (11%)	18	-11%
		6 VERBOOMEN			1 ()				1	0%
		7 DEVILLE		6 (38%)	5 ()	5 (31%)			16	0%
		8 BACKAERT	1 (7%)	2 (14%)	6 ()	2 (14%)		3 (21%)	14	-14%
		9 De Schrijver		2 (18%)	3 ()	2 (18%)		4 (36%)	11	-36%
		14 WAGENER		1 (33%)		1 (33%)		1 (33%)	3	-33%
		Total	2 (2%)	22 (24%)	31 ()	23 (25%)		13 (14%)	91	-12%
			#	+	!	-	/	=	Count of SKILL	EFF

GAME LOST GAME WON



2014-2015

DATA

BelgiumVolleyStats.be
By Marnix Acar

© Trainerstuff.be
By Wouter Laroy

VIZ

(20141018) HAA ~ WAR (3 ~ 1)
Skills in detail (per player): Reception

R - Reception	Player	Game Won	Game Lost	Game Won %	Game Lost %	Game Won	Game Lost	Game Won %	Game Lost %	Count of SKILL	EFF	
R - Reception	HAA											
	2 Huysegoms	1 (100%)								1	0%	
	5 Janssen		1 (100%)							1	0%	
	6 Van Assche	8 (32%)	11 (44%)			6 (24%)				25	0%	
	11 Van Reeth	9 (25%)	13 (36%)			13 (36%)	1 (3%)			36	-3%	
	13 Steenhouwer	5 (33%)	6 (40%)			3 (20%)	1 (7%)			15	-7%	
	Total	23 (29%)	31 (40%)			22 (28%)	2 (3%)			78	-3%	
	WAR											
	1 COUCKE	8 (27%)	9 (30%)			8 (27%)	1 (3%)			4 (13%)	30	-13%
	4 DE BRABANDERE	6 (19%)	19 (61%)			4 (13%)	1 (3%)			1 (3%)	31	-3%
6 VERBOOMEN	2 (40%)	1 (20%)			2 (40%)					5	0%	
9 De Schrijver	2 (10%)	9 (43%)			5 (24%)	4 (19%)			1 (5%)	21	-5%	
Total	18 (21%)	38 (44%)			17 (20%)	8 (9%)			6 (7%)	87	-7%	
		#	+	!	-	/	=			Count of SKILL	EFF	

■ GAME LOST ■ GAME WON