



2014-2015

DATA

BelgiumVolleyStats.be  
By Marnix Acar

© Trainerstuff.be  
By Wouter Laroy

VIZ

Scouting data provided by: Marnix Acar - www.BelgiumVolleyStats.be

Data processing and vizualization: Wouter Laroy - www.trainerstuff.be

Questions/Remarks/Suggestions: info@belgiumvolleystats.be - wouterstrainerstuff@gmail.com

		(20141018) ASS ~ MAA					Grand Total						
		3 ~ 2											
		Set 1	Set 2	Set 3	Set 4	Set 5							
		25 ~ 17	26 ~ 28	21 ~ 25	25 ~ 20	15 ~ 12							
ASS	6 Andringa	Wing-Spiker	15	22	17	12	11	38	39				
	7 Sparidans	Libero	5	10	6	6	2	13	16				
	8 BAETENS	Wing-Spiker	22	15	11			22	26				
	10 Diefenbach	Middle Blocker	9	11	12	13	7	29	23				
	11 Overbeeke	Opposite	19	24	13	6		25	37				
	12 Gorski	Wing-Spiker			1	6	9	15					
	13 VERSCHUEREN	Setter	18	30	22	27	13	58	52				
14 Sugrañes Martinez	Middle Blocker	8	16	9	8	4	20	25					
17 Orczyk	Wing-Spiker		4	1	18	7	25	5					
MAA	3 Broshog	Middle Blocker	6	15	7			22	6				
	5 Maan	Wing-Spiker	4	26	16	15	13	42	32				
	7 DERKONINGEN	Libero	10	8	7	12	5	15	27				
	8 RAYMAEKERS	Middle Blocker	11	9	12	7	4	21	22				
	9 Lecat	Wing-Spiker	14	1		4		18					
	10 Höhne	Wing-Spiker	15	27	15	18	10	42	43				
	12 Parkinson	Middle Blocker			4	11	6	17					
	14 Padar	Opposite	11	13	13	12	6	26	29				
	15 Finoli	Setter	23	31	20	28	18	51	69				
	16 Grozdanov	Wing-Spiker				1		1					
	18 Lushtaku	Setter		1				1					
		0	50	100	0	50	100	0	50	100	0	50	100
		Number of recorded actions		Number of recorded actions		Number of recorded actions		Number of recorded actions		Number of recorded actions		Number of recorded actions	

SET WON
 SET LOST



2014-2015

DATA

BelgiumVolleyStats.be  
By Marnix Acar

© Trainerstuff.be  
By Wouter Laroy

VIZ

(20141018) ASS ~ MAA (3 ~ 2)  
Game analysis

TOI	ScoringActi..	TOIServe						OPPServe							
		TOIScore			OPPScore			TOIScore			OPPScore			Total	
		TOI	OPP	Total	TOI	OPP	Total	TOI	OPP	Total	TOI	OPP	Total		
ASS	A#	13		13		40	40	53	39		39	1	10	11	50
	S#	6		6				6					6	6	6
	A=		13	13	4		4	17		3	3	7		7	10
	A/		11	11	5		5	16		3	3	11		11	14
	S=				16		16	16		20	20			20	20
	E=			1	1	1		1	2		2	1		1	3
	<b>Total</b>		19	25	44	26	40	66	110	39	28	67	20	16	36
MAA	A#	10	1	11		39	39	50	40		40		13	13	53
	S#	6		6				6					6	6	6
	A=		7	7	3		3	10		4	4	13		13	17
	A/		11	11	3		3	14		5	5	11		11	16
	S=				20		20	20		16	16			16	16
	E=			1	1	2		2	3		1	1	1		2
	<b>Total</b>		16	20	36	28	39	67	103	40	26	66	25	19	44

Attack

		Count of SKILL	#SCORE%	=SCORE%	EFF
15 Finoli	MAA	3	67%	0%	67%
12 Gorski	ASS	7	57%	14%	43%
17 Orczyk	ASS	16	56%	31%	25%
14 Sugrañes Martín..	ASS	9	56%	11%	44%
6 Andringa	ASS	20	55%	15%	40%
5 Maan	MAA	28	54%	21%	32%
10 Diefenbach	ASS	10	50%	30%	20%
13 VERSCHUEREN	ASS	4	50%	25%	25%
3 Broshog	MAA	9	44%	22%	22%
14 Padar	MAA	31	42%	35%	6%
11 Overbeeke	ASS	34	38%	24%	15%
10 Höhne	MAA	30	33%	23%	10%
8 RAYMAEKERS	MAA	10	30%	10%	20%
12 Parkinson	MAA	7	29%	29%	0%
8 BAETENS	ASS	16	25%	31%	-6%
9 Lecat	MAA	5	20%	40%	-20%

Block

		Count of SKILL	#
8 RAYMAEKERS	MAA	13	6
10 Diefenbach	ASS	21	5
14 Sugrañes Martinez	ASS	14	4
10 Höhne	MAA	9	3
3 Broshog	MAA	8	2
11 Overbeeke	ASS	7	2
14 Padar	MAA	4	2
15 Finoli	MAA	9	2
12 Gorski	ASS	1	1
12 Parkinson	MAA	2	1
13 VERSCHUEREN	ASS	6	1
17 Orczyk	ASS	2	1
5 Maan	MAA	3	
6 Andringa	ASS	6	
9 Lecat	MAA	1	

Serve

		Count of SKILL	#%	=%
10 Höhne	MAA	13	23%	23%
9 Lecat	MAA	5	20%	20%
17 Orczyk	ASS	5	20%	40%
12 Gorski	ASS	6	17%	33%
11 Overbeeke	ASS	17	12%	12%
14 Padar	MAA	15	7%	47%
13 VERSCHUEREN	ASS	31	6%	6%
8 RAYMAEKERS	MAA	16	6%	25%
3 Broshog	MAA	9		
5 Maan	MAA	13		23%
6 Andringa	ASS	13		15%
8 BAETENS	ASS	8		25%
10 Diefenbach	ASS	13		15%
12 Parkinson	MAA	9		
14 Sugrañes Martinez	ASS	18		11%
15 Finoli	MAA	22		5%
18 Lushtaku	MAA	1		100%

Reception

		Count of SKILL	#%	+%	=%
10 Diefenbach	ASS	3	67%		
7 Sparidans	ASS	19	58%	5%	
8 RAYMAEKERS	MAA	2	50%		
12 Parkinson	MAA	2	50%		
6 Andringa	ASS	30	43%	23%	3%
10 Höhne	MAA	28	39%	25%	4%
8 BAETENS	ASS	21	38%	14%	5%
7 DERKONINGEN	MAA	29	34%	24%	17%
5 Maan	MAA	25	32%	40%	
17 Orczyk	ASS	6	17%	33%	33%
9 Lecat	MAA	8	13%		
13 VERSCHUEREN	ASS	2			50%
14 Sugrañes Martinez	ASS	1			
16 Grozdanov	MAA	1			

UPPER:

TOI = Team of Interest = Team analyzed OPP = Opponent  
 XXXServe = who served XXXSCORE = who got the point



2014-2015

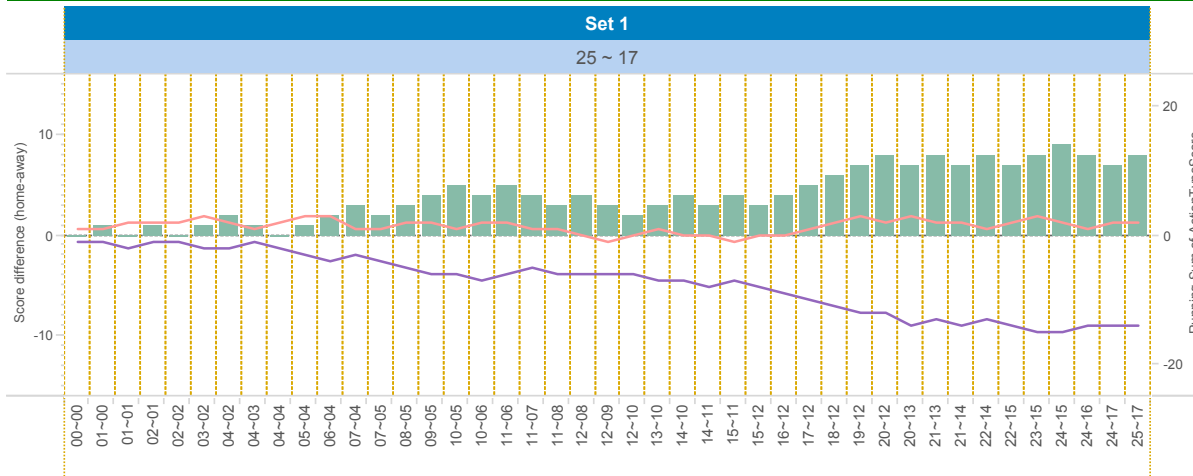
DATA

BelgiumVolleyStats.be  
By Marnix Acar

© Trainerstuff.be  
By Wouter Laroy

VIZ

(20141018) ASS ~ MAA (3 ~ 2)  
Set analysis - Set 1



TEAM\_NAME

- ASS
- MAA

UPPER LEFT:

+1: A# - B# - S# -1: A=, A/, B=, B/, S=, R=, D=, F=, S=

LOWER LEFT:

TOI = Team of Interest = Team analyzed OPP = Opponent  
XXXServe = who served XXXSCORE = who got the point

LOWER RIGHT:

Attack sorted on #SCORE

Attacking skills

		Set 1													
		TOIServe						OPPServe							
		TOISCORE			OPPSCORE			Total	TOISCORE			OPPSCORE			Total
TOI	Scorin..	TOI	OPP	Total	TOI	OPP	Total		TOI	OPP	Total	TOI	OPP	Total	
ASS	A#	4		4		5	5	9	8		8		2	2	10
	S#	2		2				2							
	A=		3	3				3		1	1	1	1	2	
	A/		2	2		1	1	3		1	1	1	1	2	
	S=					6	6	6		3	3			3	
	E=					1	1	1		1	1			1	
	<b>Total</b>	6	5	11	8	5	13	24	8	6	14	2	2	4	18
MAA	A#	2		2		8	8	10	5		5		4	4	9
	S#											2	2	2	
	A=		1	1		1	1	2				3	3	3	
	A/		1	1		1	1	2		1	1	2	2	3	
	S=					3	3	3		6	6			6	
	E=					1	1	1		1	1			1	
	<b>Total</b>	2	2	4	6	8	14	18	5	8	13	5	6	11	24

		Count of SKILL	#SCORE	#SCORE%	NOSCORE	NOSCORE%	=SCORE	=SCORE%	EFF	
6	Andringa	ASS	4	3	75%	1	25%	0	0%	75%
11	Overbeeke	ASS	8	3	38%	4	50%	1	13%	25%
5	Maan	MAA	2	2	100%	0	0%	0	0%	100%
8	BAETENS	ASS	6	2	33%	2	33%	2	33%	0%
10	Diefenbach	ASS	3	2	67%	1	33%	0	0%	67%
14	Padar	MAA	6	2	33%	1	17%	3	50%	-17%
14	Sugrañes Martinez	ASS	3	2	67%	1	33%	0	0%	67%
3	Broshog	MAA	1	1	100%	0	0%	0	0%	100%
8	RAYMAEKERS	MAA	1	1	100%	0	0%	0	0%	100%
9	Lecat	MAA	5	1	20%	2	40%	2	40%	-20%
10	Höhne	MAA	6	0	0%	4	67%	2	33%	-33%



2014-2015

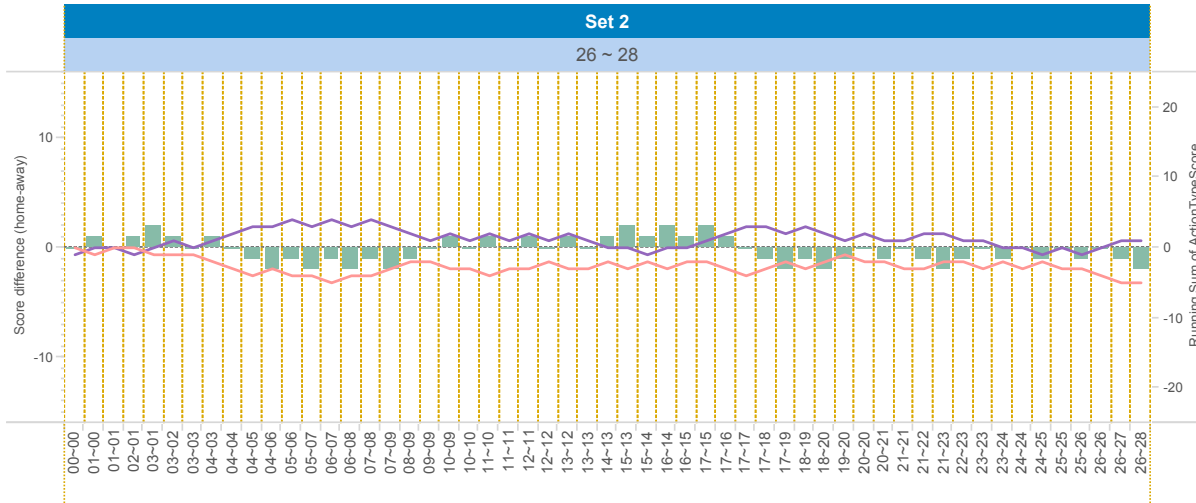
DATA

BelgiumVolleyStats.be  
By Marnix Acar

© Trainerstuff.be  
By Wouter Laroy

VIZ

(20141018) ASS ~ MAA (3 ~ 2)  
Set analysis - Set 2



TEAM\_NAME

- ASS
- MAA

UPPER LEFT:

+1: A# - B# - S#    -1: A=, A/, B=, B/, S=, R=, D=, F=, S=

LOWER LEFT:

TOI = Team of Interest = Team analyzed    OPP = Opponent  
XXXServe = who served    XXXSCORE = who got the point

LOWER RIGHT:

Attack sorted on #SCORE

Attacking skills

		Set 2														
		TOIServe						OPPServe								
TOI	Scorin..	TOISCORE			OPPSCORE			Total	TOISCORE			OPPSCORE			Total	
		TOI	OPP	Total	TOI	OPP	Total		TOI	OPP	Total	TOI	OPP	Total		
ASS	A#	2		2	15			15	17	13		13	1	3	4	17
	A=		4	4	2			2	6		1	1			4	1
	A/		1	1	1			1	2			4			4	4
	S=				2			2	2		5	5			5	5
	<b>Total</b>		2	5	7	5	15	20	27	13	6	19	5	3	8	27
MAA	A#	3	1	4	13			13	17	15		15		2	2	17
	A=				1			1	1		2	2	4		4	6
	A/		4	4					4		1	1	1		1	2
	S=				5			5	5		2	2			2	2
	<b>Total</b>		3	5	8	6	13	19	27	15	5	20	5	2	7	27

		Count of SKILL	#SCORE	#SCORE%	NOSCORE	NOSCORE%	=SCORE	=SCORE%	EFF	
11	Overbeeke	ASS	14	6	43%	5	36%	3	21%	21%
10	Höhne	MAA	10	5	50%	4	40%	1	10%	40%
14	Padar	MAA	7	5	71%	0	0%	2	29%	43%
5	Maan	MAA	9	4	44%	3	33%	2	22%	22%
6	Andringa	ASS	7	4	57%	1	14%	2	29%	29%
3	Broshog	MAA	5	3	60%	1	20%	1	20%	40%
14	Sugrañes Martin..	ASS	4	3	75%	1	25%	0	0%	75%
8	BAETENS	ASS	6	1	17%	4	67%	1	17%	0%
13	VERSCHUEREN	ASS	2	1	50%	1	50%	0	0%	50%
15	Finoli	MAA	1	1	100%	0	0%	0	0%	100%
17	Orczyk	ASS	2	1	50%	1	50%	0	0%	50%
8	RAYMAEKERS	MAA	2	0	0%	2	100%	0	0%	0%
10	Diefenbach	ASS	1	0	0%	0	0%	1	100%	-100%



2014-2015

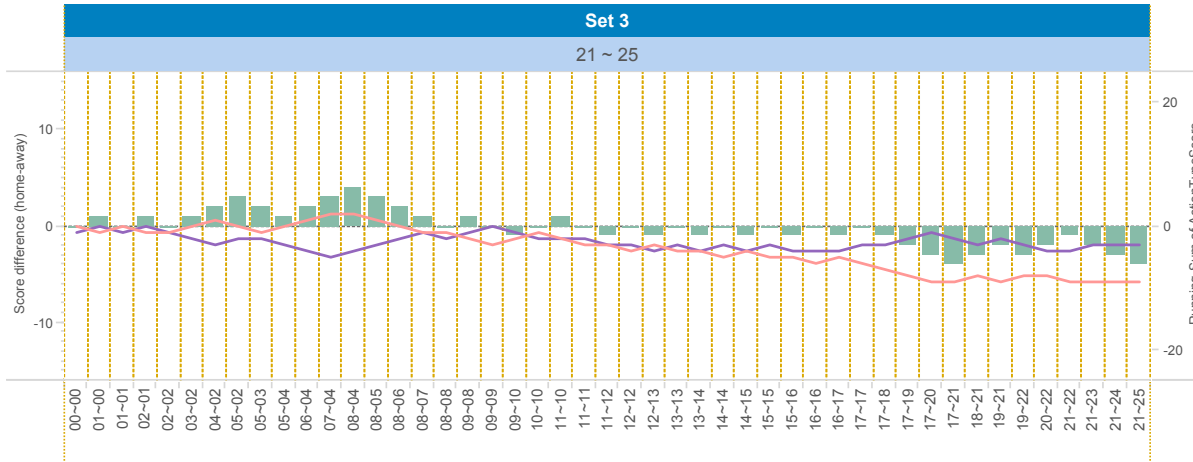
DATA

BelgiumVolleyStats.be  
By Marnix Acar

© Trainerstuff.be  
By Wouter Laroy

VIZ

(20141018) ASS ~ MAA (3 ~ 2)  
Set analysis - Set 3



TEAM\_NAME

- ASS
- MAA

UPPER LEFT:

+1: A# - B# - S#    -1: A=, A/, B=, B/, S=, R=, D=, F=, S=

LOWER LEFT:

TOI = Team of Interest = Team analyzed    OPP = Opponent  
XXXServe = who served    XXXSCORE = who got the point

LOWER RIGHT:

Attack sorted on #SCORE

		Set 3													
		TOIServe						OPPServe							
		TOIScore			OPPScore			Total	TOIScore			OPPScore			Total
TOI	Scorin..	TOI	OPP	Total	TOI	OPP	Total	TOI	OPP	Total	TOI	OPP	Total	Total	
ASS	A#	2		2		8	8	10	7		7		3	3	10
	S#	1		1				1					3	3	3
	A=		1	1	1		1	2		1	3		3	4	
	A/		3	3	2		2	5			1		1	1	
	S=				3		3	3		6	6			6	
	E=											1		1	1
	<b>Total</b>		3	4	7	6	8	14	21	7	7	14	5	6	11
MAA	A#	3		3		7	7	10	8		8		2	2	10
	S#	3		3				3					1	1	1
	A=		3	3	1		1	4		1	1		1	2	
	A/		1	1				1		2	2	3	3	5	
	S=				6		6	6		3	3			3	
	E=		1	1				1							
	<b>Total</b>		6	5	11	7	7	14	25	8	6	14	4	3	7

Attacking skills

		Count of SKILL	#SCORE	#SCORE%	NOSCORE	NOSCORE%	=SCORE	=SCORE%	EFF
14 Padar	MAA	8	5	63%	2	25%	1	13%	50%
11 Overbeeke	ASS	7	4	57%	1	14%	2	29%	29%
10 Höhne	MAA	5	3	60%	2	40%	0	0%	60%
5 Maan	MAA	4	2	50%	1	25%	1	25%	25%
6 Andringa	ASS	4	2	50%	1	25%	1	25%	25%
10 Diefenbach	ASS	3	2	67%	0	0%	1	33%	33%
8 BAETENS	ASS	4	1	25%	1	25%	2	50%	-25%
12 Parkinson	MAA	2	1	50%	0	0%	1	50%	0%
3 Broshog	MAA	3	0	0%	2	67%	1	33%	-33%
8 RAYMAEKERS	MAA	2	0	0%	1	50%	1	50%	-50%
14 Sugañes Martinez	ASS	1	0	0%	0	0%	1	100%	-100%



2014-2015

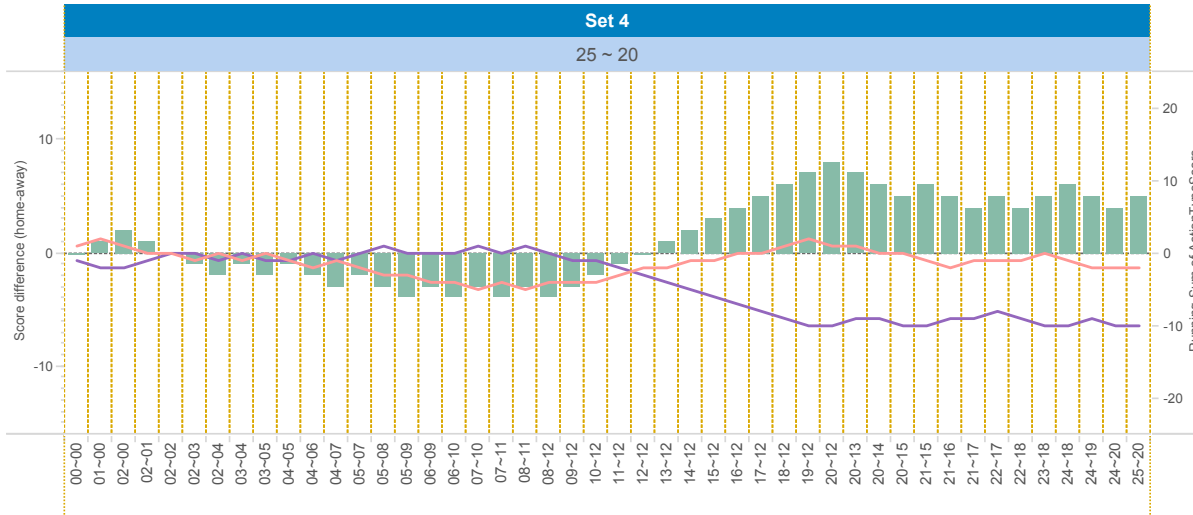
DATA

BelgiumVolleyStats.be  
By Marnix Acar

© Trainerstuff.be  
By Wouter Laroy

VIZ

(20141018) ASS ~ MAA (3 ~ 2)  
Set analysis - Set 4



TEAM\_NAME

- ASS
- MAA

UPPER LEFT:

+1: A# - B# - S# -1: A=, A/, B=, B/, S=, R=, D=, F=, S=

LOWER LEFT:

TOI = Team of Interest = Team analyzed OPP = Opponent  
XXXServe = who served XXXSCORE = who got the point

LOWER RIGHT:

Attack sorted on #SCORE

Attacking skills

		Set 4													
		TOIServe						OPPServe							
		TOISCORE			OPPSCORE			Total	TOISCORE			OPPSCORE			Total
TOI	Scorin..	TOI	OPP	Total	TOI	OPP	Total		TOI	OPP	Total	TOI	OPP	Total	
ASS	A#	4		4		4	8	4		4		2	2	6	
	S#	1		1		4	1					2	2	2	
	A=		3	3	1		4				2		2	2	
	A/		4	4	1		5		2	2	3		3	5	
	S=				5		5			4	4			4	4
	E=			1	1			1		1	1				1
	<b>Total</b>		5	8	13	7	4	11	24	4	7	11	5	4	9
MAA	A#	2		2		4	6	4		4		4	4	8	
	S#	2		2			2					1	1	1	
	A=		2	2			2		1	1	3		3	4	
	A/		3	3	2		5		1	1	4		4	5	
	S=				4		4	4		5	5			5	5
	E=				1		1	1				1		1	1
	<b>Total</b>		4	5	9	7	4	11	20	4	7	11	8	5	13

		Count of SKILL	#SCORE	#SCORE%	NOSCORE	NOSCORE%	=SCORE	=SCORE%	EFF
17 Orczyk	ASS	10	6	60%	1	10%	3	30%	30%
5 Maan	MAA	7	3	43%	2	29%	2	29%	14%
6 Andringa	ASS	3	1	33%	2	67%	0	0%	33%
8 RAYMAEKERS	MAA	4	1	25%	3	75%	0	0%	25%
10 Höhne	MAA	7	1	14%	3	43%	3	43%	-29%
12 Gorski	ASS	2	1	50%	1	50%	0	0%	50%
12 Parkinson	MAA	5	1	20%	3	60%	1	20%	0%
10 Diefenbach	ASS	2	0	0%	1	50%	1	50%	-50%
11 Overbeeke	ASS	5	0	0%	3	60%	2	40%	-40%
13 VERSCHUEREN	ASS	1	0	0%	0	0%	1	100%	####
14 Padar	MAA	7	0	0%	3	43%	4	57%	-57%
14 Sugrañes Martin..	ASS	1	0	0%	1	100%	0	0%	0%
15 Finoli	MAA	1	0	0%	1	100%	0	0%	0%





2014-2015

DATA

BelgiumVolleyStats.be  
By Marnix Acar

© Trainerstuff.be  
By Wouter Laroy

ZIV

(20141018) ASS ~ MAA (3 ~ 2)  
Set analysis - Set 5



TEAM\_NAME

- ASS
- MAA

UPPER LEFT:

+1: A# - B# - S#    -1: A=, A/, B=, B/, S=, R=, D=, F=, S=

LOWER LEFT:

TOI = Team of Interest = Team analyzed    OPP = Opponent  
XXXServe = who served    XXXSCORE = who got the point

LOWER RIGHT:

Attack sorted on #SCORE

Attacking skills

		Set 5													
		TOIServe						OPPServe							
		TOIScore			OPPScore			Total	TOIScore			OPPScore			Total
TOI	Scorin..	TOI	OPP	Total	TOI	OPP	Total		TOI	OPP	Total	TOI	OPP	Total	
ASS	A#	1		1		8	8	9	7		7			7	
	S#	2		2				2				1	1	1	
	A/		1	1				1			2		2	2	
	A=		2	2				2			1		1	1	
	S=								2	2				2	
	<b>Total</b>		3	3	6		8	8	14	7	2	9	3	1	4
MAA	A#					7	7	7	8		8		1	1	9
	S#	1		1				1				2	2	2	
	A/		2	2				2			1		1	1	
	A=		1	1				1			2		2	2	
	S=					2	2	2							2
	<b>Total</b>		1	3	4		2	7	9	13	8	8	3	3	6

		Count of SKILL	#SCORE	#SCORE%	NOSCORE	NOSCORE%	=SCORE	=SCORE%	EFF
5 Maan	MAA	6	4	67%	1	17%	1	17%	50%
12 Gorski	ASS	5	3	60%	1	20%	1	20%	40%
17 Orczyk	ASS	4	2	50%	0	0%	2	50%	0%
6 Andringa	ASS	2	1	50%	1	50%	0	0%	50%
8 RAYMAEKERS	MAA	1	1	100%	0	0%	0	0%	100%
10 Diefenbach	ASS	1	1	100%	0	0%	0	0%	100%
10 Höhne	MAA	2	1	50%	0	0%	1	50%	0%
13 VERSCHUEREN	ASS	1	1	100%	0	0%	0	0%	100%
14 Padar	MAA	3	1	33%	1	33%	1	33%	0%
15 Finoli	MAA	1	1	100%	0	0%	0	0%	100%



2014-2015

DATA


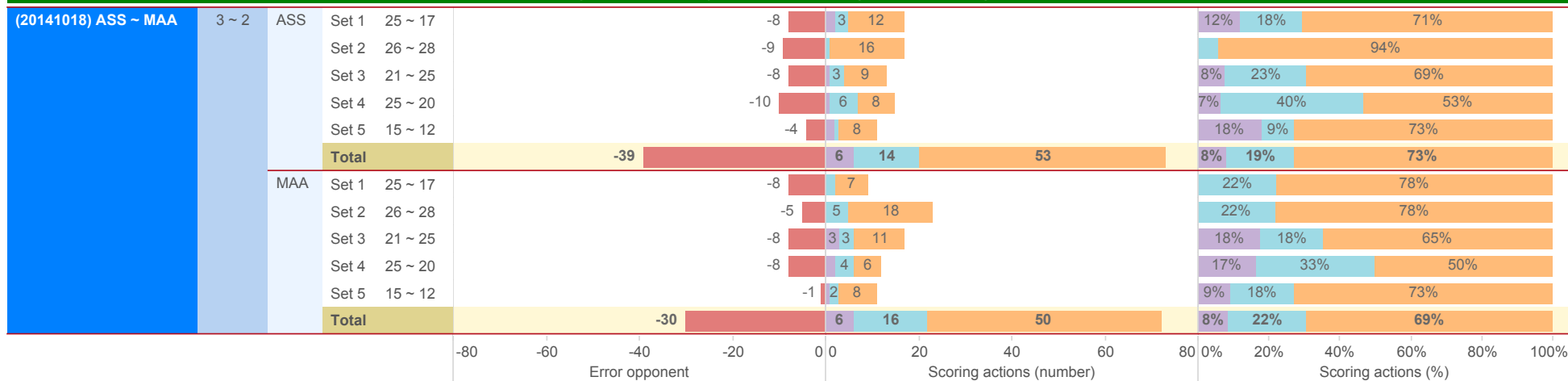
BelgiumVolleyStats.be  
By Marnix Acar

© Trainerstuff.be  
By Wouter Laroy

VIZ

(20141018) ASS ~ MAA (3 ~ 2)

Scoring Actions Analyzed: how were points made (per set)

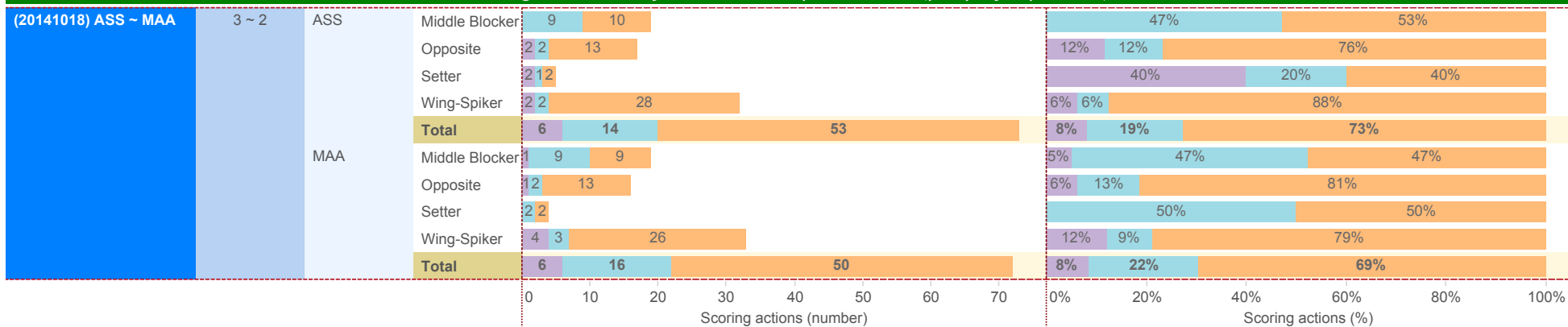






2014-2015

**(20141018) ASS ~ MAA (3 ~ 2)**  
 Scoring Actions Analyzed: how were points made (per player position)



S - Serve    B - Block    A - Attack



2014-2015

DATA


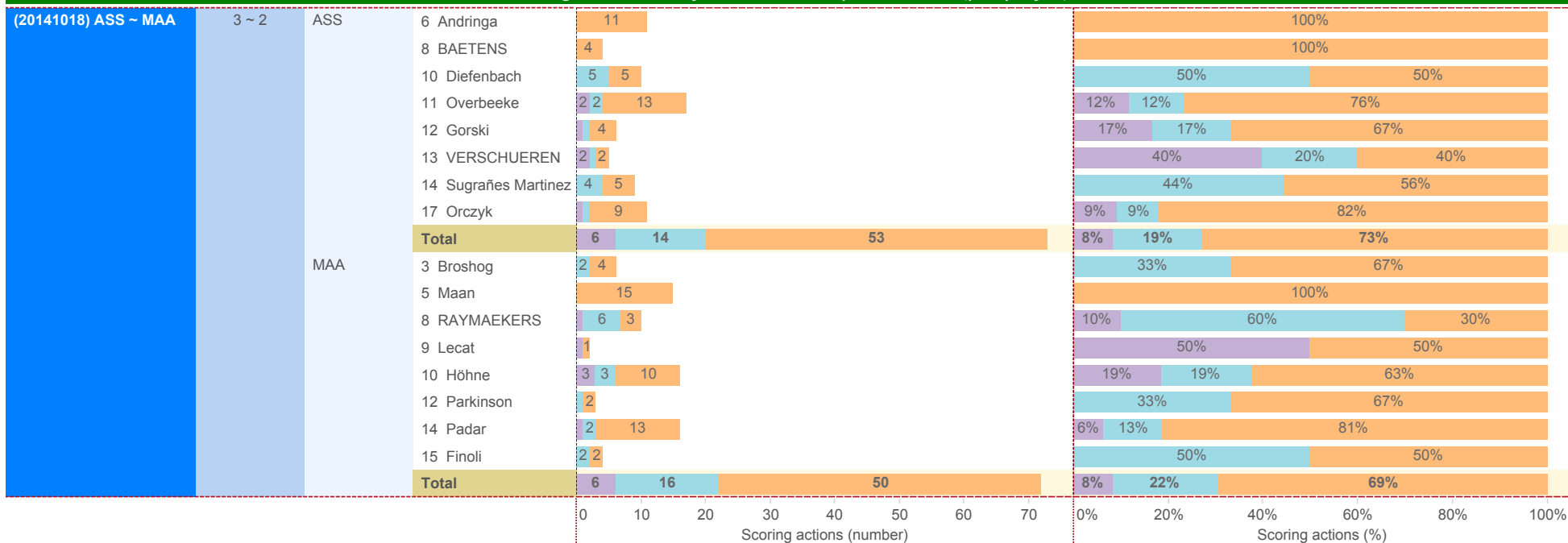
BelgiumVolleyStats.be  
By Marnix Acar

© Trainerstuff.be  
By Wouter Laroy

VIZ

(20141018) ASS ~ MAA (3 ~ 2)

Scoring Actions Analyzed: how were points made (per player)





2014-2015

DATA

BelgiumVolleyStats.be  
By Marnix Acar

© Trainerstuff.be  
By Wouter Laroy

VIZ

(20141018) ASS ~ MAA (3 ~ 2)  
Skills in detail (per player position): Attack/Block

Category	Position	Game 1						Game 2		Total	Efficiency
		Count	%	Count	%	Count	%	Count	%		
A - Attack	ASS	Middle Blocker	10 (53%)	2 (11%)	1 (11%)	2 (11%)	2 (11%)	2 (11%)	19	32%	
		Opposite	13 (38%)	6 (18%)	3 (12%)	4 (12%)	4 (12%)	4 (12%)	34	15%	
		Setter	2 (50%)			1 (25%)	1 (25%)		4	25%	
		Wing-Spiker	28 (47%)	8 (14%)	4 (15%)	5 (8%)	9 (15%)	5 (8%)	59	24%	
		<b>Total</b>	<b>53 (46%)</b>	<b>16 (14%)</b>	<b>8 (14%)</b>	<b>12 (10%)</b>	<b>16 (14%)</b>	<b>11 (9%)</b>	<b>116</b>	<b>22%</b>	
	MAA	Middle Blocker	9 (35%)	1 (4%)	3 (8%)	8 (31%)	2 (8%)	3 (12%)	26	15%	
		Opposite	13 (42%)	2 (6%)	2 (10%)	3 (10%)	3 (10%)	8 (26%)	31	6%	
		Setter	2 (67%)	1 (33%)					3	67%	
		Wing-Spiker	26 (41%)	11 (17%)	6 (14%)	5 (8%)	9 (14%)	6 (10%)	63	17%	
		<b>Total</b>	<b>50 (41%)</b>	<b>15 (12%)</b>	<b>11 (11%)</b>	<b>16 (13%)</b>	<b>14 (11%)</b>	<b>17 (14%)</b>	<b>123</b>	<b>15%</b>	
B - Block	ASS	Middle Blocker	9 (26%)	2 (6%)	8 ( )	1 (3%)		15 (43%)	35	-17%	
		Opposite	2 (29%)			1 (14%)		4 (57%)	7	-29%	
		Setter	1 (17%)		1 ( )	1 (17%)		3 (50%)	6	-33%	
		Wing-Spiker	2 (22%)		2 ( )	1 (11%)		4 (44%)	9	-22%	
		<b>Total</b>	<b>14 (25%)</b>	<b>2 (4%)</b>	<b>11 ( )</b>	<b>4 (7%)</b>		<b>26 (46%)</b>	<b>57</b>	<b>-21%</b>	
	MAA	Middle Blocker	9 (39%)	1 (4%)	4 ( )	1 (4%)		8 (35%)	23	4%	
		Opposite	2 (50%)					2 (50%)	4	0%	
		Setter	2 (22%)		2 ( )			5 (56%)	9	-33%	
		Wing-Spiker	3 (23%)	1 (8%)	1 ( )			8 (62%)	13	-38%	
		<b>Total</b>	<b>16 (33%)</b>	<b>2 (4%)</b>	<b>7 ( )</b>	<b>1 (2%)</b>		<b>23 (47%)</b>	<b>49</b>	<b>-14%</b>	

GAME LOST    GAME WON



2014-2015

DATA

BelgiumVolleyStats.be  
By Marnix Acar

© Trainerstuff.be  
By Wouter Laroy

VIZ

(20141018) ASS ~ MAA (3 ~ 2)

Skills in detail (per player position): Serve/Reception

Skill	Team	Position	Game Won					Game Lost					Count of SKILL	EFF
			#	+	!	-	/	=	Count of SKILL	EFF				
S - Serve	ASS	Middle Blocker	8 (26%)	7 ( )	12 (39%)	4 (13%)	31	-13%						
		Opposite	2 (12%)	5 (29%)	3 (6%)	4 (24%)	1 (6%)	2 (12%)	17	0%				
		Setter	2 (6%)	15 (48%)	6 ( )	6 (19%)	2 (6%)	31	0%					
		Wing-Spiker	2 (6%)	5 (16%)	6 ( )	11 (34%)	8 (25%)	32	-19%					
		<b>Total</b>	<b>6 (5%)</b>	<b>33 (30%)</b>	<b>22 (1%)</b>	<b>33 (30%)</b>	<b>1 (1%)</b>	<b>16 (14%)</b>	<b>111</b>	<b>-9%</b>				
	MAA	Middle Blocker	1 (3%)	11 (32%)	6 (3%)	11 (32%)	1 (3%)	4 (12%)	34	-9%				
		Opposite	1 (7%)	3 (20%)	1 ( )	3 (20%)	7 (47%)	15	-40%					
		Setter	7 (30%)	3 ( )	11 (48%)	2 (9%)	23	-9%						
		Wing-Spiker	4 (13%)	5 (16%)	3 (6%)	10 (32%)	2 (6%)	7 (23%)	31	-10%				
		<b>Total</b>	<b>6 (6%)</b>	<b>26 (25%)</b>	<b>13 (3%)</b>	<b>35 (34%)</b>	<b>3 (3%)</b>	<b>20 (19%)</b>	<b>103</b>	<b>-14%</b>				
R - Reception	ASS	Libero	11 (58%)	1 (5%)	6 ( )	1 (5%)	19	0%						
		Middle Blocker	2 (50%)	2 ( )	4	0%								
		Setter	1 ( )	1 (50%)	2	-50%								
		Wing-Spiker	22 (39%)	12 (21%)	11 (5%)	5 (9%)	3 (5%)	4 (7%)	57	-7%				
		<b>Total</b>	<b>35 (43%)</b>	<b>13 (16%)</b>	<b>20 (4%)</b>	<b>6 (7%)</b>	<b>3 (4%)</b>	<b>5 (6%)</b>	<b>82</b>	<b>-6%</b>				
	MAA	Libero	10 (34%)	7 (24%)	6 ( )	1 (3%)	5 (17%)	29	-17%					
		Middle Blocker	2 (50%)	1 ( )	1 (25%)	4	0%							
		Wing-Spiker	20 (32%)	17 (27%)	13 (2%)	10 (16%)	1 (2%)	1 (2%)	62	-2%				
		<b>Total</b>	<b>32 (34%)</b>	<b>24 (25%)</b>	<b>20 (1%)</b>	<b>12 (13%)</b>	<b>1 (1%)</b>	<b>6 (6%)</b>	<b>95</b>	<b>-6%</b>				

GAME LOST GAME WON



2014-2015

DATA

BelgiumVolleyStats.be  
By Marnix Acar

© Trainerstuff.be  
By Wouter Laroy

VIZ

(20141018) ASS ~ MAA (3 ~ 2)

Skills in detail (per player): Attack

A - Attack		ASS	6 Andringa	8 BAETENS	10 Diefenbach	11 Overbeeke	12 Gorski	13 VERSCHUEREN	14 Sugrañes Martinez	17 Orczyk	Total	MAA	3 Broshog	5 Maan	8 RAYMAEKERS	9 Lecat	10 Höhne	12 Parkinson	14 Padar	15 Finoli	Total	#	+	!	-	/	=	Count of SKILL	EFF	
			11 (55%)	4 (25%)	5 (50%)	13 (38%)	4 (57%)	2 (50%)	5 (56%)	9 (56%)	53 (46%)		4 (44%)	15 (54%)	3 (30%)	1 (20%)	10 (33%)	2 (29%)	13 (42%)	2 (67%)	50 (41%)									
			3 (15%)	4 (25%)	1 (10%)	6 (18%)	1 (14%)	1 (11%)	1 (11%)	1 (13%)	16 (14%)		4 (14%)	4 (14%)	1 (10%)	1 (20%)	6 (20%)	2 (6%)	2 (6%)	1 (33%)	15 (12%)									
			1 (5%)	1 (31%)	1 (10%)	3 (12%)	1 (14%)	1 (11%)	1 (11%)	1 (13%)	8 (14%)		1 (11%)	2 (11%)	2 (10%)	4 (17%)	4 (17%)	2 (10%)	2 (10%)	1 (11%)	11 (11%)									
			2 (10%)	2 (13%)	1 (10%)	4 (12%)	1 (14%)	1 (25%)	1 (11%)	1 (6%)	12 (10%)		2 (22%)	1 (4%)	3 (30%)	1 (20%)	3 (10%)	3 (43%)	3 (10%)	3 (10%)	16 (13%)									
			1 (5%)	5 (31%)	1 (10%)	4 (12%)	1 (14%)	1 (25%)	1 (11%)	2 (13%)	16 (14%)		1 (11%)	3 (11%)	1 (10%)	1 (20%)	5 (17%)	2 (29%)	3 (10%)	3 (10%)	14 (11%)									
			2 (10%)	2 (20%)	4 (12%)	4 (12%)	7	4	9	3 (19%)	11 (9%)		1 (11%)	3 (11%)	1 (20%)	1 (20%)	2 (7%)	2 (29%)	8 (26%)	3	17 (14%)									
			20	16	10	34	7	4	9	16	116		9	28	10	5	30	7	31	3	123									
			40%	-6%	20%	15%	43%	25%	44%	25%	22%		22%	32%	20%	-20%	10%	0%	6%	67%	15%									

GAME LOST    GAME WON



2014-2015

DATA

BelgiumVolleyStats.be  
By Marnix Acar

© Trainerstuff.be  
By Wouter Laroy

VIZ

(20141018) ASS ~ MAA (3 ~ 2)

Skills in detail (per player): Block

B - Block	ASS	Player	Skill					Count of SKILL	EFF	
			#	+	!	-	/			
		6 Andringa			1 (0)	1 (17%)		4 (67%)	6	-67%
		10 Diefenbach	5 (24%)	2 (10%)	4 (0)	1 (5%)	9 (43%)	21		-19%
		11 Overbeeke	2 (29%)			1 (14%)	4 (57%)	7		-29%
		12 Gorski	1 (100%)					1		100%
		13 VERSCHUEREN	1 (17%)		1 (0)	1 (17%)	3 (50%)	6		-33%
		14 Sugrañes Martinez	4 (29%)		4 (0)		6 (43%)	14		-14%
		17 Orczyk	1 (50%)		1 (0)			2		50%
		<b>Total</b>	<b>14 (25%)</b>	<b>2 (4%)</b>	<b>11 (0)</b>	<b>4 (7%)</b>	<b>26 (46%)</b>	<b>57</b>		<b>-21%</b>
	MAA	3 Broshog	2 (25%)	1 (13%)	1 (0)	1 (13%)	3 (38%)	8		-13%
		5 Maan					3 (100%)	3		-100%
		8 RAYMAEKERS	6 (46%)		3 (0)		4 (31%)	13		15%
		9 Lecat					1 (100%)	1		-100%
		10 Höhne	3 (33%)	1 (11%)	1 (0)		4 (44%)	9		-11%
		12 Parkinson	1 (50%)				1 (50%)	2		0%
		14 Padar	2 (50%)				2 (50%)	4		0%
		15 Finoli	2 (22%)		2 (0)		5 (56%)	9		-33%
		<b>Total</b>	<b>16 (33%)</b>	<b>2 (4%)</b>	<b>7 (0)</b>	<b>1 (2%)</b>	<b>23 (47%)</b>	<b>49</b>		<b>-14%</b>
			#	+	!	-	/	=	Count of SKILL	EFF

■ GAME LOST ■ GAME WON





2014-2015

DATA

BelgiumVolleyStats.be  
By Marnix Acar

© Trainerstuff.be  
By Wouter Laroy

VIZ

(20141018) ASS ~ MAA (3 ~ 2)

Skills in detail (per player): Serve

S - Serve	Team	Player	#	+	!	-	/	=	Count of SKILL	EFF
S - Serve	ASS	6 Andringa	1 (8%)	4 (0%)	6 (46%)			2 (15%)	13	-15%
		8 BAETENS	2 (25%)	1 (0%)	3 (38%)			2 (25%)	8	-25%
		10 Diefenbach	5 (38%)	2 (0%)	4 (31%)			2 (15%)	13	-15%
		11 Overbeeke	2 (12%)	5 (29%)	3 (6%)	4 (24%)	1 (6%)	2 (12%)	17	0%
		12 Gorski	1 (17%)	1 (17%)	1 (0%)	1 (17%)		2 (33%)	6	-17%
		13 VERSCHUEREN	2 (6%)	15 (48%)	6 (0%)	6 (19%)		2 (6%)	31	0%
		14 Sugrañes Martinez		3 (17%)	5 (0%)	8 (44%)		2 (11%)	18	-11%
		17 Orczyk	1 (20%)	1 (20%)		1 (20%)		2 (40%)	5	-20%
		<b>Total</b>	<b>6 (5%)</b>	<b>33 (30%)</b>	<b>22 (1%)</b>	<b>33 (30%)</b>	<b>1 (1%)</b>	<b>16 (14%)</b>	<b>111</b>	<b>-9%</b>
	MAA	3 Broshog		4 (44%)	3 (0%)	2 (22%)			9	0%
		5 Maan		4 (31%)	1 (15%)	3 (23%)	2 (15%)	3 (23%)	13	-23%
		8 RAYMAEKERS	1 (6%)	3 (19%)	2 (6%)	5 (31%)	1 (6%)	4 (25%)	16	-19%
		9 Lecat	1 (20%)			3 (60%)		1 (20%)	5	0%
		10 Höhne	3 (23%)	1 (8%)	2 (0%)	4 (31%)		3 (23%)	13	0%
		12 Parkinson		4 (44%)	1 (0%)	4 (44%)			9	0%
		14 Padar	1 (7%)	3 (20%)	1 (0%)	3 (20%)		7 (47%)	15	-40%
		15 Finoli		7 (32%)	3 (0%)	11 (50%)		1 (5%)	22	-5%
		18 Lushtaku						1 (100%)	1	-100%
	<b>Total</b>	<b>6 (6%)</b>	<b>26 (25%)</b>	<b>13 (3%)</b>	<b>35 (34%)</b>	<b>3 (3%)</b>	<b>20 (19%)</b>	<b>103</b>	<b>-14%</b>	
		#	+	!	-	/	=	Count of SKILL	EFF	

GAME LOST    GAME WON



2014-2015

DATA

BelgiumVolleyStats.be  
By Marnix Acar

© Trainerstuff.be  
By Wouter Laroy

VIZ

(20141018) ASS ~ MAA (3 ~ 2)  
Skills in detail (per player): Reception

R - Reception	Team	Player	#	+	!	-	/	=	Count of SKILL	EFF
R - Reception	ASS	6 Andringa	13 (43%)	7 (23%)	6 (3%)	2 (7%)	1 (3%)	1 (3%)	30	-3%
		7 Sparidans	11 (58%)	1 (5%)	6 ( )	1 (5%)		19	0%	
		8 BAETENS	8 (38%)	3 (14%)	5 (5%)	3 (14%)	1 (5%)	1 (5%)	21	-5%
		10 Diefenbach	2 (67%)		1 ( )			3	0%	
		13 VERSCHUEREN			1 ( )		1 (50%)	2	-50%	
		14 Sugrañes Martinez			1 ( )			1	0%	
		17 Orczyk	1 (17%)	2 (33%)			1 (17%)	2 (33%)	6	-33%
	<b>Total</b>	<b>35 (43%)</b>	<b>13 (16%)</b>	<b>20 (4%)</b>	<b>6 (7%)</b>	<b>3 (4%)</b>	<b>5 (6%)</b>	<b>82</b>	<b>-6%</b>	
	MAA	5 Maan	8 (32%)	10 (40%)	6 (4%)	1 (3%)	1 (4%)		25	0%
		7 DERKONINGEN	10 (34%)	7 (24%)	6 ( )	1 (3%)		5 (17%)	29	-17%
		8 RAYMAEKERS	1 (50%)			1 (50%)			2	0%
		9 Lecat	1 (13%)		3 ( )	4 (50%)			8	0%
		10 Höhne	11 (39%)	7 (25%)	4 ( )	5 (18%)		1 (4%)	28	-4%
12 Parkinson		1 (50%)		1 ( )				2	0%	
16 Grozdanov					1 (100%)			1	0%	
<b>Total</b>	<b>32 (34%)</b>	<b>24 (25%)</b>	<b>20 (1%)</b>	<b>12 (13%)</b>	<b>1 (1%)</b>	<b>6 (6%)</b>	<b>95</b>	<b>-6%</b>		
		#	+	!	-	/	=	Count of SKILL	EFF	

■ GAME LOST ■ GAME WON