



2014-2015

DATA

BelgiumVolleyStats.be
By Marnix Acar

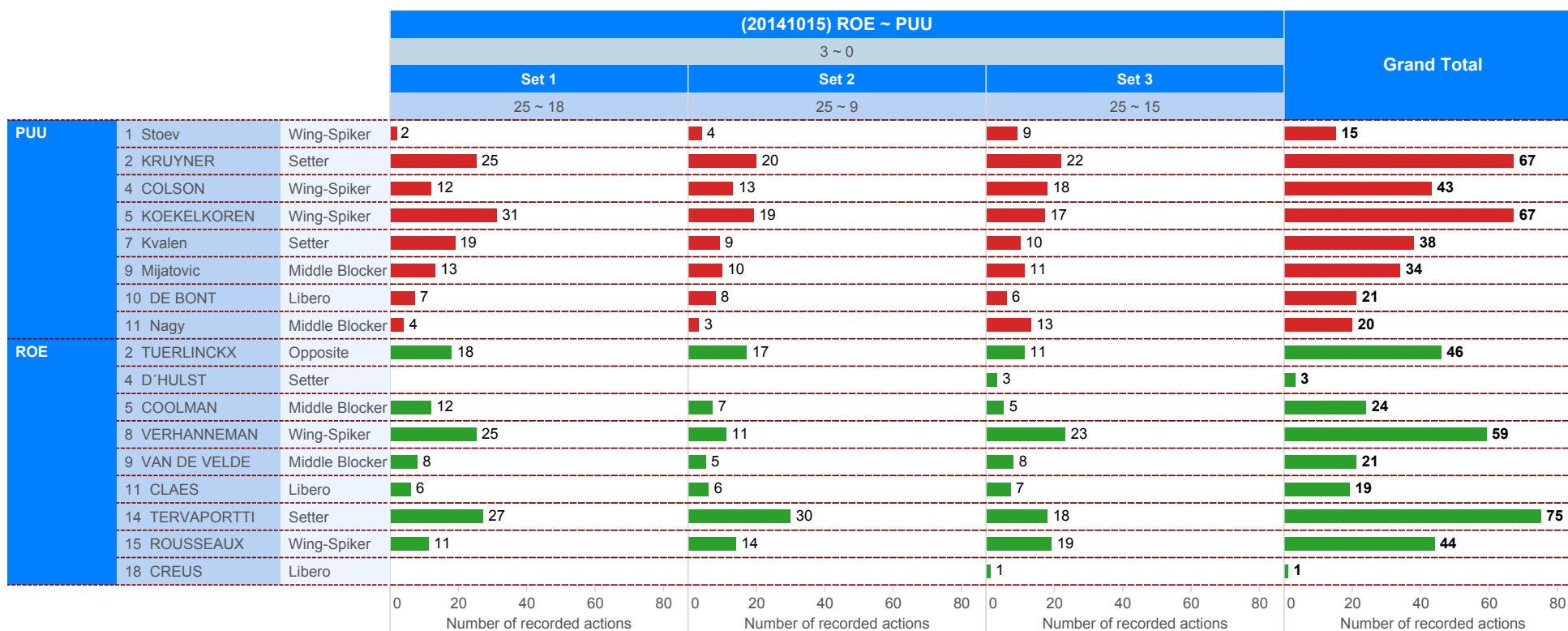
© **Trainerstuff.be**
By Wouter Laroy

VIZ

Scouting data provided by: Marnix Acar - www.BelgiumVolleyStats.be

Data processing and vizualization: Wouter Laroy - www.trainerstuff.be

Questions/Remarks/Suggestions: info@belgiumvolleystats.be - wouterstrainerstuff@gmail.com



■ SET LOST ■ SET WON



2014-2015

(20141015) ROE ~ PUU (3 ~ 0)
Game analysis

		TOIServe						OPPServe							
TOI	ScoringActi..	TOISCORE			OPPSCORE			Total	TOISCORE			OPPSCORE			Total
		TOI	OPP	Total	TOI	OPP	Total		TOI	OPP	Total	TOI	OPP	Total	
PUU	A#	4		4		24	24	28		21		12	12	33	
	S#	2		2			2	2				6	6	6	
	A=		1	1			1	2	1	1	1	10	10	12	
	A/					3	3	3	3		3	9	9	12	
	B/										1	1	1	1	
	S=					7	7	7	7		7	7	7	7	
	E=			1	1			1	1					1	
F=										1	1		1		
B=					1	1	1	1					1		
Total		6	2	8	12	24	36	44	22	12	34	20	18	38	
ROE	A#	12		12		21	21	33		24		4	4	28	
	S#	6		6			6	6				2	2	2	
	A=		10	10		1	1	12			1	1	1	2	
	A/			9	9	3	3	12	3		3	1	3	3	
	B/			1	1			1	1					1	
	S=					7	7	7	7		7	7		7	
	E=												1	1	
F=					1	1	1	1		1	1		1		
B=										1	1		1		
Total		18	20	38	12	22	34	72	24	12	36	2	6	8	

Attack

		Count of SKILL	#SCORE%	=SCORE%	EFF
2 KRUYNER	PUU	1	100%	0%	100%
5 COOLMAN	ROE	4	75%	0%	75%
9 VAN DE VELDE	ROE	4	75%	0%	75%
15 ROUSSEAUX	ROE	13	69%	8%	62%
8 VERHANNEMAN	ROE	16	63%	0%	63%
11 Nagy	PUU	5	60%	20%	40%
2 TUERLINCKX	ROE	21	48%	19%	29%
7 Kvalen	PUU	25	40%	24%	16%
4 COLSON	PUU	19	26%	37%	-11%
9 Mijatovic	PUU	8	25%	25%	0%
14 TERVAPORTTI	ROE	4	25%	0%	25%
5 KOEKLKOREN	PUU	16	19%	31%	-13%
1 Stoev	PUU	7	14%	43%	-29%

Block

		Count of SKILL	#
9 VAN DE VELDE	ROE	6	3
15 ROUSSEAUX	ROE	6	3
2 TUERLINCKX	ROE	8	2
5 COOLMAN	ROE	6	2
9 Mijatovic	PUU	13	2
11 Nagy	PUU	6	2
8 VERHANNEMAN	ROE	7	1
14 TERVAPORTTI	ROE	3	1
2 KRUYNER	PUU	2	
5 KOEKLKOREN	PUU	2	
7 Kvalen	PUU	2	

Serve

		Count of SKILL	#%	=%
14 TERVAPORTTI	ROE	18	22%	6%
1 Stoev	PUU	6	17%	
2 TUERLINCKX	ROE	7	14%	14%
5 KOEKLKOREN	PUU	7	14%	
15 ROUSSEAUX	ROE	15	7%	7%
2 KRUYNER	PUU	7		14%
4 COLSON	PUU	8		13%
5 COOLMAN	ROE	14		7%
7 Kvalen	PUU	4		50%
8 VERHANNEMAN	ROE	10		20%
9 Mijatovic	PUU	7		29%
9 VAN DE VELDE	ROE	8		13%
11 Nagy	PUU	5		20%

Reception

		Count of SKILL	#%	+%	=%
15 ROUSSEAUX	ROE	7	57%	14%	
10 DE BONT	PUU	13	46%	23%	
8 VERHANNEMAN	ROE	18	39%	22%	11%
11 CLAES	ROE	11	36%	45%	
4 COLSON	PUU	16	19%	25%	6%
5 KOEKLKOREN	PUU	33	15%	18%	12%
9 Mijatovic	PUU	1		100%	
11 Nagy	PUU	1		100%	
14 TERVAPORTTI	ROE	1			

UPPER:

TOI = Team of Interest = Team analyzed OPP = Opponent
 XXXServe = who served XXXSCORE = who got the point



2014-2015

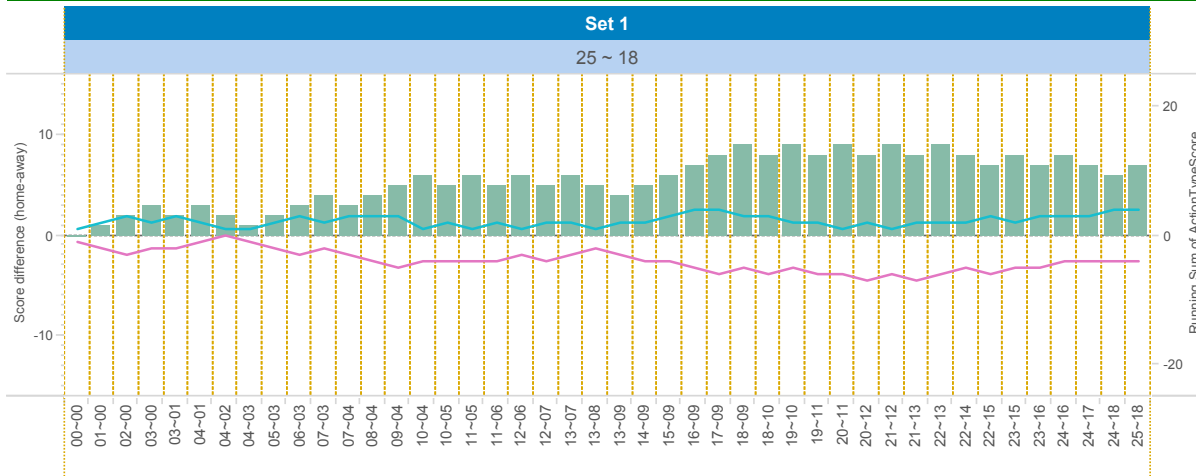
DATA

BelgiumVolleyStats.be
By Marnix Acar

© Trainerstuff.be
By Wouter Laroy

VIZ

(20141015) ROE ~ PUU (3 ~ 0)
Set analysis - Set 1



TEAM_NAME

- PUU
- ROE

UPPER LEFT:

+1: A# - B# - S# -1: A=, A/, B=, B/, S=, R=, D=, F=, S=

LOWER LEFT:

TOI = Team of Interest = Team analyzed OPP = Opponent
XXXServe = who served XXXSCORE = who got the point

LOWER RIGHT:

Attack sorted on #SCORE

Attacking skills

		Set 1													
		TOIServe						OPPServe							
		TOIScore			OPPScore			Total	TOIScore			OPPScore			Total
TOI	Scorin..	TOI	OPP	Total	TOI	OPP	Total		TOI	OPP	Total	TOI	OPP	Total	
PUU	A#	2		2		10	10	12	11		11		3	3	14
	S#	1		1				1				1	1	1	
	A=								1	1	4		4	5	
	A/					2	2	2			2		2	2	
	S=					3	3	3		1	1			1	
	E=		1	1				1							
	F=								1	1					
	Total		3	1	4	5	10	15	19	11	3	14	6	4	10
ROE	A#	3		3		11	11	14	10		10		2	2	12
	S#	1		1				1				1	1	1	
	A=		4	4		1	1	5							
	A/		2	2				2	2	2				2	
	S=					1	1	1		3	3			3	
	E=											1		1	
	F=					1	1	1							
	Total		4	6	10	3	11	14	24	10	5	15	1	3	4

		Count of SKILL	#SCORE	#SCORE%	NOSCORE	NOSCORE%	=SCORE	=SCORE%	EFF	
7	Kvalen	PUU	12	7	58%	2	17%	3	25%	33%
2	TUERLINCKX	ROE	9	6	67%	2	22%	1	11%	56%
8	VERHANNEMAN	ROE	6	3	50%	3	50%	0	0%	50%
5	COOLMAN	ROE	3	2	67%	1	33%	0	0%	67%
5	KOEKELKOREN	PUU	8	2	25%	5	63%	1	13%	13%
9	Mijatovic	PUU	3	2	67%	0	0%	1	33%	33%
4	COLSON	PUU	5	1	20%	1	20%	3	60%	-40%
9	VAN DE VELDE	ROE	2	1	50%	1	50%	0	0%	50%
11	Nagy	PUU	1	1	100%	0	0%	0	0%	100%
15	ROUSSEAUX	ROE	2	1	50%	1	50%	0	0%	50%
14	TERVAPORTTI	ROE	2	0	0%	2	100%	0	0%	0%



2014-2015

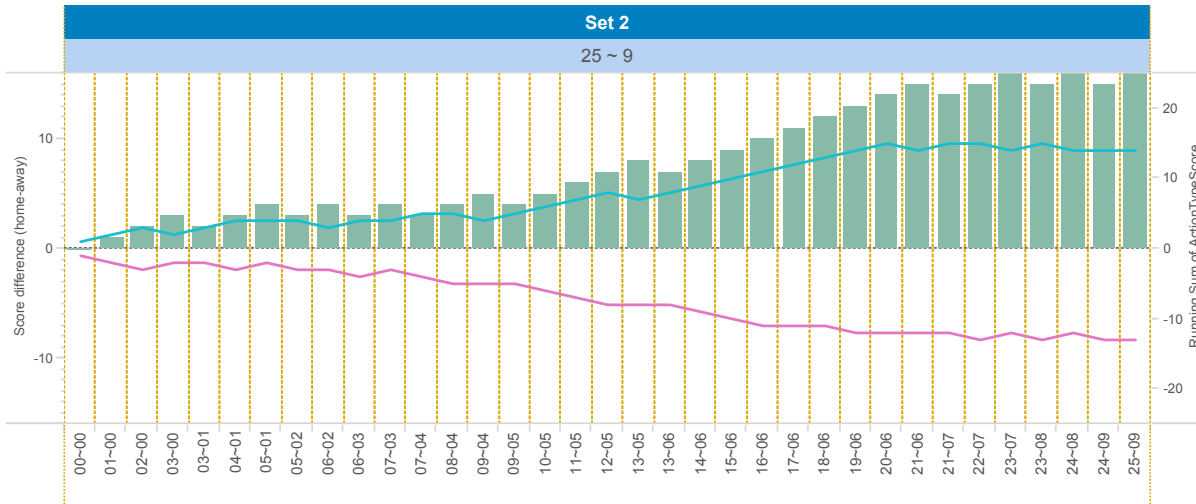
DATA

BelgiumVolleyStats.be
By Marnix Acar

© Trainerstuff.be
By Wouter Laroy

VIZ

(20141015) ROE ~ PUU (3 ~ 0)
Set analysis - Set 2



TEAM_NAME

- PUU
- ROE

UPPER LEFT:

+1: A# - B# - S# -1: A=, A/, B=, B/, S=, R=, D=, F=, S=

LOWER LEFT:

TOI = Team of Interest = Team analyzed OPP = Opponent
XXXServe = who served XXXSCORE = who got the point

LOWER RIGHT:

Attack sorted on #SCORE

Attacking skills

		Set 2													
		TOIServe						OPPServe							
		TOISCORE			OPPSCORE			Total	TOISCORE			OPPSCORE			Total
TOI	Scorin..	TOI	OPP	Total	TOI	OPP	Total	TOI	OPP	Total	TOI	OPP	Total	Total	
PUU	A#				7	7	7	5		5	7	7	12		
	S#										3	3	3		
	A=										1	1	1		
	A/										4	4	4		
	B/										1	1	1		
	S=				2		2	2		4	4			4	
	Total				2	7	9	9	5	4	9	6	10	16	25
ROE	A#	7		7		5	5	12	7		7			7	
	S#	3		3				3							
	A=		1	1				1							
	A/		4	4				4							
	B/		1	1				1							
	S=				4		4	4		2	2				2
	Total	10	6	16	4	5	9	25	7	2	9			9	

		Count of SKILL	#SCORE	#SCORE%	NOSCORE	NOSCORE%	=SCORE	=SCORE%	EFF	
2	TUERLINCKX	ROE	5	4	80%	1	20%	0	0%	80%
15	ROUSSEAUX	ROE	5	4	80%	1	20%	0	0%	80%
4	COLSON	PUU	8	3	38%	4	50%	1	13%	25%
8	VERHANNEMAN	ROE	3	3	100%	0	0%	0	0%	100%
5	COOLMAN	ROE	1	1	100%	0	0%	0	0%	100%
7	Kvalen	PUU	6	1	17%	5	83%	0	0%	17%
9	VAN DE VELDE	ROE	1	1	100%	0	0%	0	0%	100%
11	Nagy	PUU	1	1	100%	0	0%	0	0%	100%
14	TERVAPORTTI	ROE	2	1	50%	1	50%	0	0%	50%
1	Stoev	PUU	2	0	0%	1	50%	1	50%	-50%
5	KOEKELKOREN	PUU	3	0	0%	1	33%	2	67%	-67%
9	Mijatovic	PUU	3	0	0%	2	67%	1	33%	-33%



2014-2015

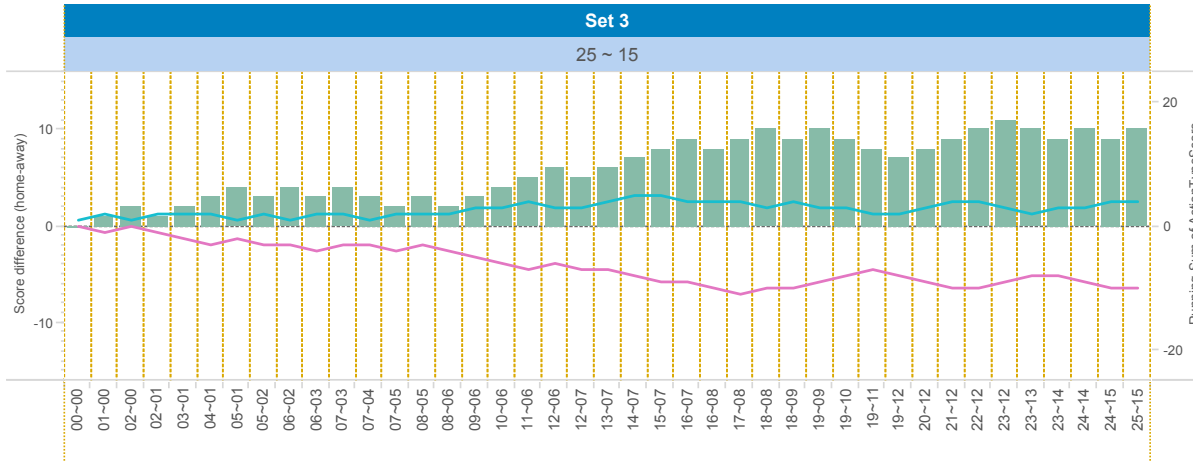
DATA

BelgiumVolleyStats.be
By Marnix Acar

© Trainerstuff.be
By Wouter Laroy

VIZ

(20141015) ROE ~ PUU (3 ~ 0)
Set analysis - Set 3



TEAM_NAME

- PUU
- ROE

UPPER LEFT:

+1: A# - B# - S# -1: A=, A/, B=, B/, S=, R=, D=, F=, S=

LOWER LEFT:

TOI = Team of Interest = Team analyzed OPP = Opponent
XXXServe = who served XXXSCORE = who got the point

LOWER RIGHT:

Attack sorted on #SCORE

		Set 3													
		TOIServe						OPPServe							
		TOIScore			OPPScore			Total	TOIScore			OPPScore			Total
TOI	Scorin..	TOI	OPP	Total	TOI	OPP	Total	TOI	OPP	Total	TOI	OPP	Total	Total	
PUU	A#	2		2		7	7	9	5		5		2	2	7
	S#	1		1				1					2	2	
	A=		1	1	1		1	2	1		5		5	6	
	A/				1		1	1		3	3	3		6	
	S=				2		2	2		2	2			2	
	B=				1		1	1							
	Total		3	1	4	5	7	12	16	6	5	11	8	4	12
ROE	A#	2		2		5	5	7	7		7		2	2	9
	S#	2		2				2					1	1	
	A=		5	5		1	1	6		1	1	1	1	2	
	A/		3	3	3		3	6		1	1			1	
	S=				2		2	2		2	2			2	
	B=									1	1			1	
	Total		4	8	12	5	6	11	23	7	5	12	1	3	4

Attacking skills

		Count of SKILL	#SCORE	#SCORE%	NOSCORE	NOSCORE%	=SCORE	=SCORE%	EFF	
8	VERHANNEMAN	ROE	7	4	57%	3	43%	0	0%	57%
15	ROUSSEAU	ROE	6	4	67%	1	17%	1	17%	50%
7	Kvalen	PUU	7	2	29%	2	29%	3	43%	-14%
1	Stoev	PUU	5	1	20%	2	40%	2	40%	-20%
2	KRUYNER	PUU	1	1	100%	0	0%	0	0%	100%
4	COLSON	PUU	6	1	17%	2	33%	3	50%	-33%
5	KOEKELKOREN	PUU	5	1	20%	2	40%	2	40%	-20%
9	VAN DE VELDE	ROE	1	1	100%	0	0%	0	0%	100%
11	Nagy	PUU	3	1	33%	1	33%	1	33%	0%
2	TUERLINCKX	ROE	7	0	0%	4	57%	3	43%	-43%
9	Mijatovic	PUU	2	0	0%	2	100%	0	0%	0%



2014-2015

DATA

BelgiumVolleyStats.be
By Marnix Acar

© Trainerstuff.be
By Wouter Laroy

VIZ

(20141015) ROE ~ PUU (3 ~ 0)
Set analysis - Set 4

TEAM_NAME

ROE

UPPER LEFT:

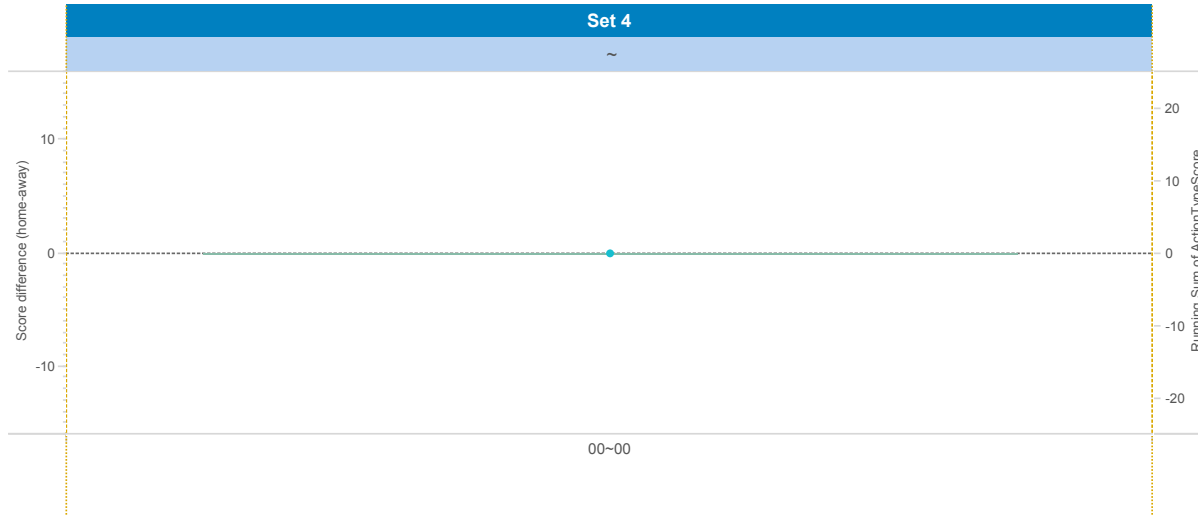
+1: A# - B# - S# -1: A=, A/, B=, B/, S=, R=, D=, F=, S=

LOWER LEFT:

TOI = Team of Interest = Team analyzed OPP = Opponent
XXXServe = who served XXXSCORE = who got the point

LOWER RIGHT:

Attack sorted on #SCORE



Attacking skills



2014-2015

DATA

BelgiumVolleyStats.be
By Marnix Acar

© **Trainerstuff.be**
By Wouter Laroy

VIZ

(20141015) ROE ~ PUU (All)
Set analysis - Set 5

TEAM_NAME

UPPER LEFT:

+1: A# - B# - S# **-1:** A=, A/, B=, B/, S=, R=, D=, F=, S=

LOWER LEFT:

TOI = Team of Interest = Team analyzed **OPP** = Opponent
XXXServe = who served **XXXSCORE** = who got the point

LOWER RIGHT:

Attack sorted on #SCORE

Attacking skills



2014-2015

DATA


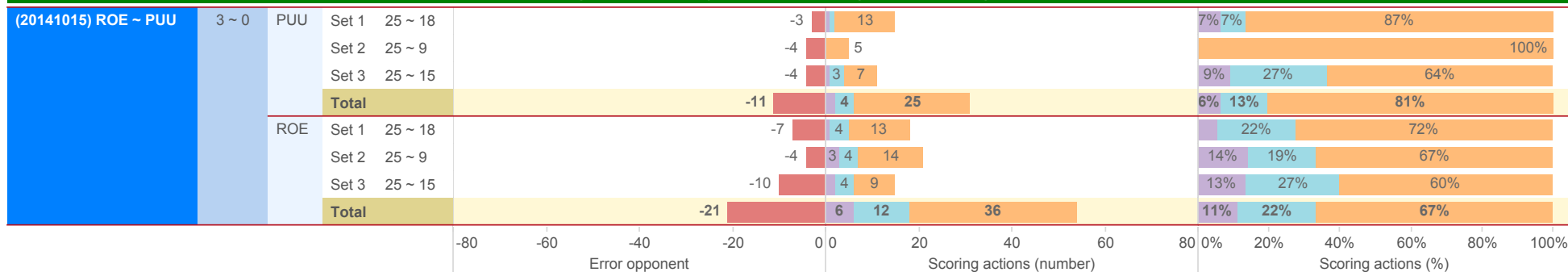
BelgiumVolleyStats.be
By Marnix Acar

© **Trainerstuff.be**
By Wouter Laroy

VIZ

(20141015) ROE ~ PUU (3 ~ 0)

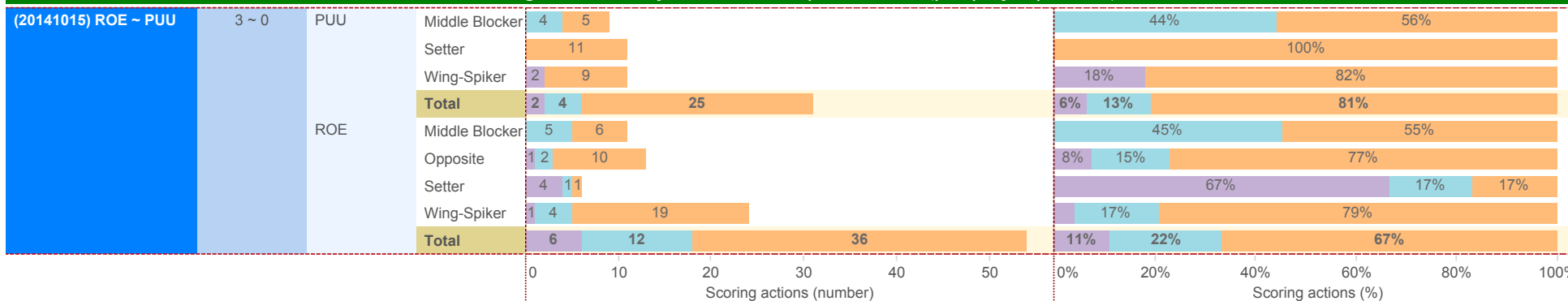
Scoring Actions Analyzed: how were points made (per set)





2014-2015

(20141015) ROE ~ PUU (3 ~ 0)
Scoring Actions Analyzed: how were points made (per player position)





2014-2015

DATA

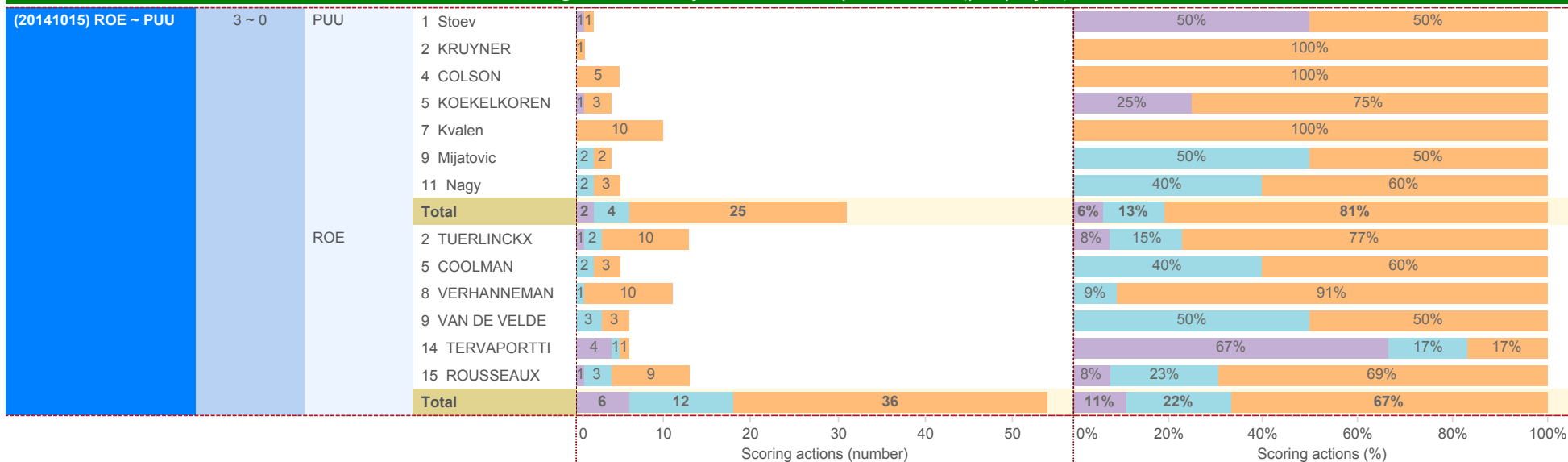
BelgiumVolleyStats.be
By Marnix Acar

© Trainerstuff.be
By Wouter Laroy

VIZ

(20141015) ROE ~ PUU (3 ~ 0)

Scoring Actions Analyzed: how were points made (per player)



S - Serve B - Block A - Attack



2014-2015

DATA

BelgiumVolleyStats.be
By Marnix Acar

© Trainerstuff.be
By Wouter Laroy

VIZ

(20141015) ROE ~ PUU (3 ~ 0)
Skills in detail (per player position): Attack/Block

Category	Position	Game Lost	Game Won	Game Lost	Game Won	Game Lost	Game Won	Game Lost	Game Won	Game Lost	Game Won	Game Lost	Game Won	Game Lost	Game Won	Game Lost	Game Won	Game Lost	Game Won							
A - Attack	PUU	Middle Blocker	5 (38%)	3 (23%)	1 (8%)	1 (8%)	1 (8%)	2 (15%)	13	15%																
		Setter	11 (42%)	3 (12%)	1 (8%)	5 (19%)	2 (8%)	4 (15%)	26	19%																
		Wing-Spiker	9 (21%)	8 (19%)	4 (21%)	6 (14%)	9 (21%)	6 (14%)	42	-14%																
		Total	25 (31%)	14 (17%)	6 (15%)	12 (15%)	12 (15%)	12 (15%)	81	1%																
	ROE	Middle Blocker	6 (75%)	1 (13%)		1 (13%)		8	75%																	
		Opposite	10 (48%)	6 (29%)		1 (5%)	3 (14%)	1 (5%)	21	29%																
		Setter	1 (25%)	2 (50%)		1 (25%)		4	25%																	
		Wing-Spiker	19 (66%)	7 (24%)		2 (7%)		1 (3%)	29	62%																
		Total	36 (58%)	16 (26%)		5 (8%)	3 (5%)	2 (3%)	62	50%																
	B - Block	PUU	Middle Blocker	4 (21%)	3 (16%)			10 (53%)	2 (11%)	19	-42%															
Setter							4 (100%)		4	-100%																
Wing-Spiker				1 (50%)			1 (50%)		2	-50%																
Total			4 (16%)	4 (16%)			15 (60%)	2 (8%)	25	-52%																
ROE		Middle Blocker	5 (42%)	3 (25%)	3 (8%)		1 (8%)		12	33%																
		Opposite	2 (25%)	1 (13%)	2 (25%)		2 (25%)	1 (13%)	8	-13%																
		Setter	1 (33%)	1 (33%)			1 (33%)		3	0%																
		Wing-Spiker	4 (31%)	4 (31%)	1 (31%)		4 (31%)		13	0%																
		Total	12 (33%)	9 (25%)	6 (22%)		8 (22%)	1 (3%)	36	8%																
		0	20	40	60	0	10	20	0	5	10	0	10	20	0	10	20	0	10	20	0	50	100	-100%	0%	100%
		#			+			!			-			/			=			Count of SKILL			EFF			

GAME LOST GAME WON



2014-2015

DATA

BelgiumVolleyStats.be
By Marnix Acar

© Trainerstuff.be
By Wouter Laroy

VIZ

(20141015) ROE ~ PUU (3 ~ 0)
Skills in detail (per player position): Serve/Reception

Skill	Team	Position	Game 1						Count of SKILL	EFF																
			#	+	!	-	/	=																		
S - Serve	PUU	Middle Blocker	1 (8%)	3 ()	5 (42%)	3 (25%)	12	-25%																		
		Setter	1 (9%)	3 ()	4 (36%)	3 (27%)	11	-27%																		
		Wing-Spiker	2 (10%)	7 (33%)	4 (5%)	6 (29%)	1 (5%)	1 (5%)	21	5%																
		Total	2 (5%)	9 (20%)	10 (2%)	15 (34%)	1 (2%)	7 (16%)	44	-11%																
	ROE	Middle Blocker	10 (45%)	6 (5%)	3 (14%)	1 (5%)	2 (9%)	22	-9%																	
		Opposite	1 (14%)	2 (29%)	1 (14%)	1 (14%)	1 (14%)	7	0%																	
		Setter	4 (22%)	8 (44%)	2 (6%)	2 (11%)	1 (6%)	18	17%																	
		Wing-Spiker	1 (4%)	6 (24%)	6 (4%)	8 (32%)	1 (4%)	3 (12%)	25	-8%																
		Total	6 (8%)	26 (36%)	15 (6%)	14 (19%)	4 (6%)	7 (10%)	72	-1%																
		R - Reception	PUU	Libero	6 (46%)	3 (23%)	3 (23%)	1 (8%)	13	0%																
Middle Blocker	2 (100%)						2	0%																		
Wing-Spiker	8 (16%)			10 (20%)	3 (6%)	20 (41%)	3 (6%)	5 (10%)	49	-10%																
Total	14 (22%)			15 (23%)	3 (6%)	23 (36%)	4 (6%)	5 (8%)	64	-8%																
ROE	Libero		4 (36%)	5 (45%)	2 (18%)			11	0%																	
	Setter			1 ()				1	0%																	
	Wing-Spiker		11 (44%)	5 (20%)	1 (4%)	5 (20%)	1 (4%)	2 (8%)	25	-8%																
	Total		15 (41%)	10 (27%)	2 (3%)	7 (19%)	1 (3%)	2 (5%)	37	-5%																
				0	10	20	0	20	40	0	10	20	30	40	0	2	4	6	0	5	10	0	50	-50%	0%	
				#	+	!	-	/	=	Count of SKILL		EFF														

GAME LOST GAME WON



2014-2015

DATA

BelgiumVolleyStats.be
By Marnix Acar

© Trainerstuff.be
By Wouter Laroy

VIZ

(20141015) ROE ~ PUU (3 ~ 0)
Skills in detail (per player): Block

B - Block	PUU	Player	Game Outcome					Count of SKILL	EFF		
			#	+	!	-	/				
B - Block	PUU	2 KRUYNER						2 (100%)	2	-100%	
		5 KOEKELKOREN		1 (50%)				1 (50%)	2	-50%	
		7 Kvalen						2 (100%)	2	-100%	
		9 Mijatovic	2 (15%)	2 (15%)				7 (54%)	2 (15%)	13	-54%
		11 Nagy	2 (33%)	1 (17%)				3 (50%)	6	-17%	
	Total	4 (16%)	4 (16%)				15 (60%)	2 (8%)	25	-52%	
	ROE	2 TUERLINCKX	2 (25%)	1 (13%)	2 (25%)			2 (25%)	1 (13%)	8	-13%
		5 COOLMAN	2 (33%)	2 (33%)	2 ()					6	33%
		8 VERHANNEMAN	1 (14%)	2 (29%)	1 (43%)			3 (43%)		7	-29%
		9 VAN DE VELDE	3 (50%)	1 (17%)	1 (17%)			1 (17%)		6	33%
14 TERVAPORTTI		1 (33%)	1 (33%)				1 (33%)		3	0%	
15 ROUSSEAUX	3 (50%)	2 (33%)				1 (17%)		6	33%		
Total	12 (33%)	9 (25%)	6 (22%)			8 (22%)	1 (3%)	36	8%		
		#	+	!	-	/	=	Count of SKILL	EFF		

■ GAME LOST ■ GAME WON



2014-2015

DATA

BelgiumVolleyStats.be
By Marnix Acar

© Trainerstuff.be
By Wouter Laroy

VIZ

(20141015) ROE ~ PUU (3 ~ 0)
Skills in detail (per player): Reception

R - Reception	PUU	Player	Game Lost	Game Won	!	-	/	=	Count of SKILL	EFF
R - Reception	PUU	4 COLSON	3 (19%)	4 (25%)		8 (50%)		1 (6%)	16	-6%
		5 KOEKLKOREN	5 (15%)	6 (18%)	3 (9%)	12 (36%)	3 (9%)	4 (12%)	33	-12%
		9 Mijatovic		1 (100%)					1	0%
		10 DE BONT	6 (46%)	3 (23%)		3 (23%)	1 (8%)		13	0%
		11 Nagy		1 (100%)					1	0%
	Total		14 (22%)	15 (23%)	3 (6%)	23 (36%)	4 (6%)	5 (8%)	64	-8%
	ROE	8 VERHANNEMAN	7 (39%)	4 (22%)		4 (22%)	1 (6%)	2 (11%)	18	-11%
		11 CLAES	4 (36%)	5 (45%)		2 (18%)			11	0%
		14 TERVAPORTTI			1 ()				1	0%
		15 ROUSSEAU	4 (57%)	1 (14%)	1 ()	1 (14%)			7	0%
Total		15 (41%)	10 (27%)	2 (3%)	7 (19%)	1 (3%)	2 (5%)	37	-5%	
		#	+	!	-	/	=	Count of SKILL	EFF	

■ GAME LOST ■ GAME WON