



2014-2015

DATA

BelgiumVolleyStats.be
By Marnix Acar

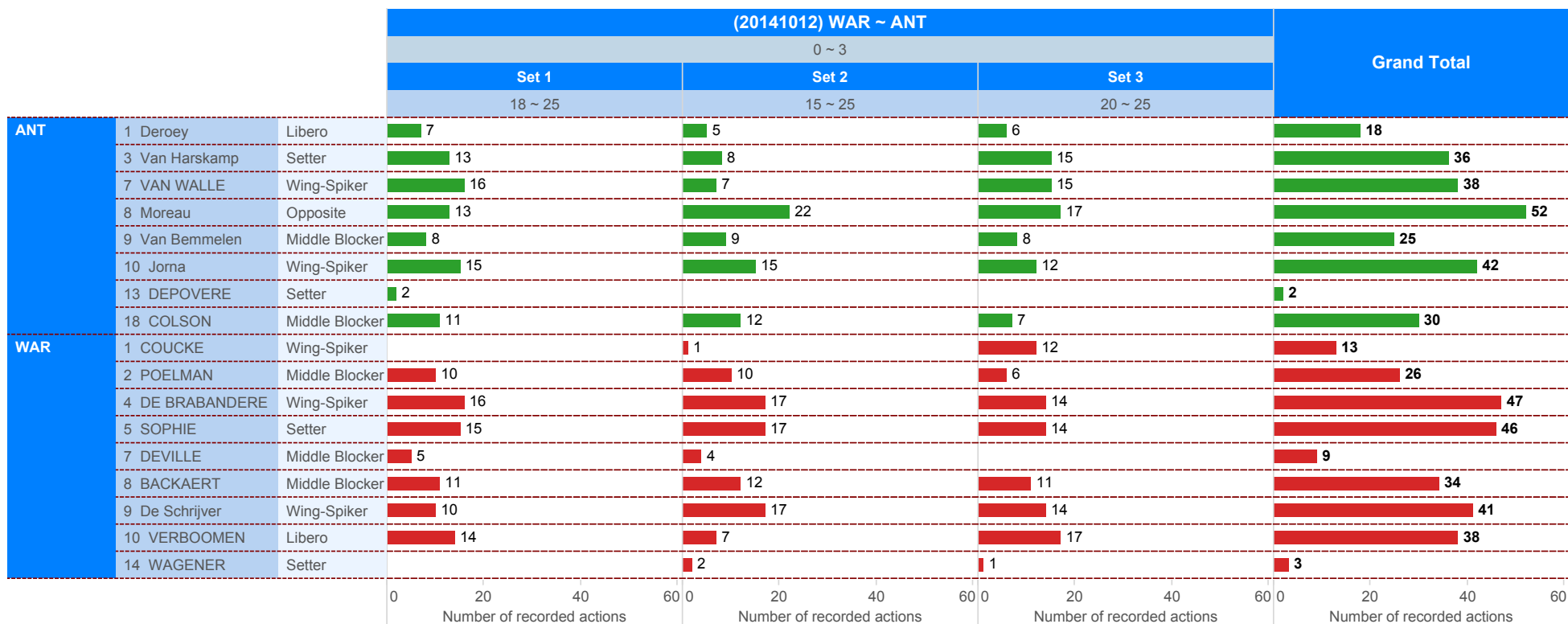
© **Trainerstuff.be**
By Wouter Laroy

VIZ

Scouting data provided by: Marnix Acar - www.BelgiumVolleyStats.be

Data processing and vizualization: Wouter Laroy - www.trainerstuff.be

Questions/Remarks/Suggestions: info@belgiumvolleystats.be - wouterstrainerstuff@gmail.com



■ SET LOST ■ SET WON



2014-2015

DATA

BelgiumVolleyStats.be
By Marnix Acar

© Trainerstuff.be
By Wouter Laroy

VIZ

(20141012) WAR ~ ANT (0 ~ 3)
Game analysis

TOI	ScoringActi..	TOIServe						OPPServe							
		TOIScore			OPPScore			TOIScore			OPPScore				
		TOI	OPP	Total	TOI	OPP	Total	TOI	OPP	Total	TOI	OPP	Total		
ANT	A#	12		12		33	33	45	30		30		2	2	32
	S#	2		2				2				1	1	1	
	A=		8	8	1	1	9		1	1	3	3	4		
	A/		6	6	1	1	7			2	2	2			
	S=				8	8	8		11	11			11		
	E=		2	2			2				1	1	1		
	Total		14	16	30	10	33	43	73	30	12	42	6	3	9
WAR	A#	2		2		30	30	32	33		33		12	12	45
	S#	1		1				1			2	2	2		
	A=		3	3	1	1	4		1	1	8	8	9		
	A/		2	2			2		1	1	6	6	7		
	S=				11	11	11		8	8			8		
	E=		1	1			1				2	2	2		
	Total		3	6	9	12	30	42	51	33	10	43	16	14	30

Attack

		Count of SKILL	#SCORE%	=SCORE%	EFF
7 DEVILLE	WAR	2	100%	0%	100%
18 COLSON	ANT	7	86%	14%	71%
9 Van Bemmelen	ANT	8	75%	0%	75%
9 De Schrijver	WAR	19	63%	16%	47%
8 Moreau	ANT	29	52%	14%	38%
7 VAN WALLE	ANT	16	50%	0%	50%
10 Jorna	ANT	14	50%	14%	36%
8 BACKAERT	WAR	20	40%	25%	15%
3 Van Harskamp	ANT	3	33%	0%	33%
4 DE BRABANDERE	WAR	25	32%	8%	24%
2 POELMAN	WAR	10	30%	40%	-10%
1 COUCKE	WAR	7	29%	14%	14%
5 SOPHIE	WAR	1	0%	0%	0%
14 WAGENER	WAR	1	0%	0%	0%

Block

		Count of SKILL	#
2 POELMAN	WAR	9	3
10 Jorna	ANT	4	3
18 COLSON	ANT	11	3
3 Van Harskamp	ANT	5	
4 DE BRABANDERE	WAR	3	
5 SOPHIE	WAR	4	
7 DEVILLE	WAR	1	
7 VAN WALLE	ANT	1	
8 BACKAERT	WAR	5	
8 Moreau	ANT	9	
9 De Schrijver	WAR	1	
9 Van Bemmelen	ANT	3	

Serve

		Count of SKILL	#%	=%
2 POELMAN	WAR	7	14%	14%
8 Moreau	ANT	14	7%	
9 Van Bemmelen	ANT	14	7%	7%
1 COUCKE	WAR	3		33%
3 Van Harskamp	ANT	10		30%
4 DE BRABANDERE	WAR	8		
5 SOPHIE	WAR	10		20%
7 DEVILLE	WAR	6		
7 VAN WALLE	ANT	9		22%
8 BACKAERT	WAR	9		44%
9 De Schrijver	WAR	8		13%
10 Jorna	ANT	12		8%
13 DEPOVERE	ANT	2		
14 WAGENER	WAR	2		100%
18 COLSON	ANT	12		8%

Reception

		Count of SKILL	#%	+%	=%
1 COUCKE	WAR	2	50%	50%	
4 DE BRABANDERE	WAR	10	50%	20%	
10 Jorna	ANT	12	42%	33%	
10 VERBOOMEN	WAR	38	29%	37%	3%
1 Deroy	ANT	18	22%	44%	6%
7 VAN WALLE	ANT	12	17%	58%	
9 De Schrijver	WAR	13	15%	46%	8%
5 SOPHIE	WAR	2		100%	

UPPER:

TOI = Team of Interest = Team analyzed OPP = Opponent
 XXXServe = who served XXXSCORE = who got the point



2014-2015

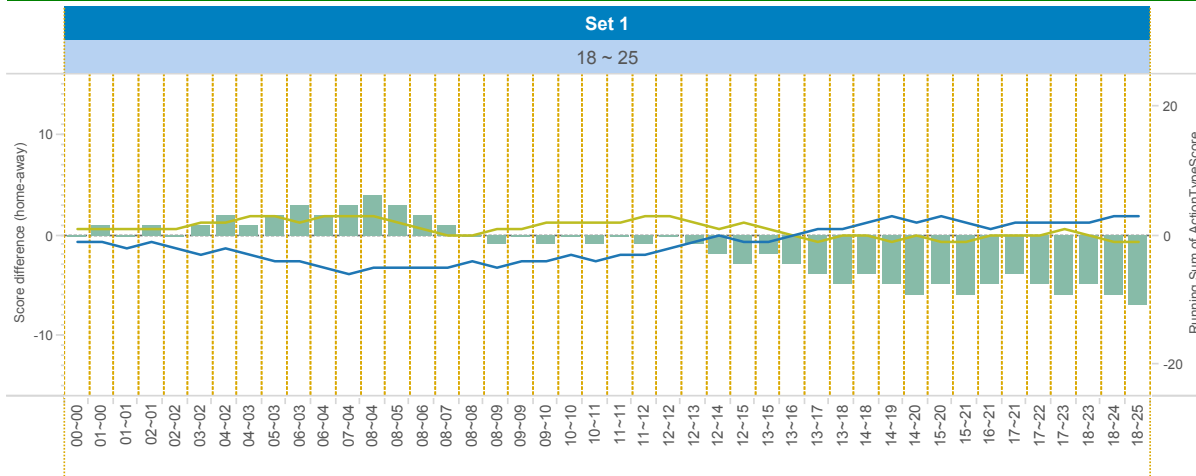
DATA

BelgiumVolleyStats.be
By Marnix Acar

© Trainerstuff.be
By Wouter Laroy

VIZ

(20141012) WAR ~ ANT (0 ~ 3)
Set analysis - Set 1



TEAM_NAME

- ANT
- WAR

UPPER LEFT:

+1: A# - B# - S# -1: A=, A/, B=, B/, S=, R=, D=, F=, S=

LOWER LEFT:

TOI = Team of Interest = Team analyzed OPP = Opponent
XXXServe = who served XXXSCORE = who got the point

LOWER RIGHT:

Attack sorted on #SCORE

Attacking skills

		Set 1													
		TOIServe						OPPServe							
		TOIScore			OPPScore			Total	TOIScore			OPPScore			Total
TOI	Scorin..	TOI	OPP	Total	TOI	OPP	Total		TOI	OPP	Total	TOI	OPP	Total	
ANT	A#	4		4		9	9	13	10		10		1	1	11
	S#	1		1				1							
	A=		3	3				3			2		2	2	
	A/		2	2		1	1	3			1		1	1	
	S=					4	4	4		3	3			3	
	E=		1	1				1							
	Total		5	6	11	5	9	14	25	10	3	13	3	1	4
WAR	A#	1		1		10	10	11	9		9		4	4	13
	S#											1	1	1	
	A=		2	2				2			3		3	3	
	A/		1	1				1		1	2		2	3	
	S=					3	3	3		4	4			4	
	E=											1		1	1
	Total		1	3	4	3	10	13	17	9	5	14	6	5	11

		Count of SKILL	#SCORE	#SCORE%	NOSCORE	NOSCORE%	=SCORE	=SCORE%	EFF	
8	Moreau	ANT	7	5	71%	0	0%	2	29%	43%
7	VAN WALLE	ANT	9	4	44%	5	56%	0	0%	44%
9	De Schrijver	WAR	4	4	100%	0	0%	0	0%	100%
4	DE BRABANDERE	WAR	7	2	29%	5	71%	0	0%	29%
8	BACKAERT	WAR	8	2	25%	3	38%	3	38%	-13%
9	Van Bemmelen	ANT	4	2	50%	2	50%	0	0%	50%
10	Jorna	ANT	5	2	40%	1	20%	2	40%	0%
2	POELMAN	WAR	4	1	25%	1	25%	2	50%	-25%
7	DEVILLE	WAR	1	1	100%	0	0%	0	0%	100%
18	COLSON	ANT	1	1	100%	0	0%	0	0%	100%
3	Van Harskamp	ANT	1	0	0%	1	100%	0	0%	0%



2014-2015

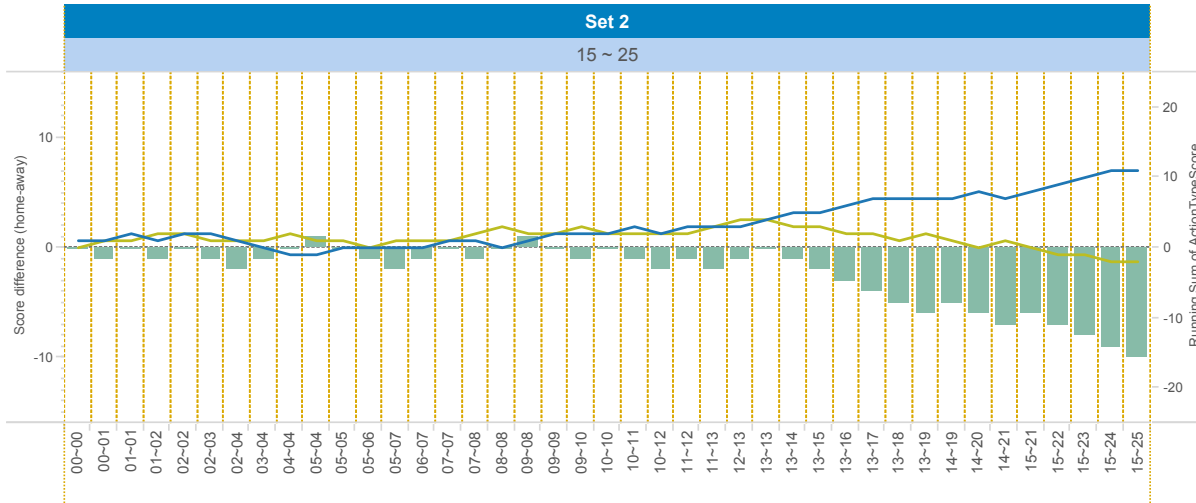
DATA

BelgiumVolleyStats.be
By Marnix Acar

© Trainerstuff.be
By Wouter Laroy

VIZ

(20141012) WAR ~ ANT (0 ~ 3)
Set analysis - Set 2



TEAM_NAME

- ANT
- WAR

UPPER LEFT:

+1: A# - B# - S# -1: A=, A/, B=, B/, S=, R=, D=, F=, S=

LOWER LEFT:

TOI = Team of Interest = Team analyzed OPP = Opponent
XXXServe = who served XXXSCORE = who got the point

LOWER RIGHT:

Attack sorted on #SCORE

Attacking skills

		Set 2													
		TOIServe						OPPServe							
		TOISCORE			OPPSCORE			Total	TOISCORE			OPPSCORE			Total
TOI	Scorin..	TOI	OPP	Total	TOI	OPP	Total		TOI	OPP	Total	TOI	OPP	Total	
ANT	A#	6		6	8	8	14	8		8	1	1	9		
	S#										1	1	1		
	A=		3	3	1	1	4				1	1	1		
	A/		4	4			4				1	1	1		
	S=				1	1	1		3	3			3		
	E=		1	1			1				1	1	1		
	Total		6	8	14	2	8	10	24	8	3	11	3	2	5
WAR	A#	1		1	8	8	9	8		8		6	6	14	
	S#	1		1			1								
	A=		1	1			1		1	1	3	3	4		
	A/		1	1			1				4	4	4		
	S=				3	3	3		1	1			1		
	E=		1	1			1				1	1	1		
	Total		2	3	5	3	8	11	16	8	2	10	8	6	14

		Count of SKILL	#SCORE	#SCORE%	NOSCORE	NOSCORE%	=SCORE	=SCORE%	EFF	
8	Moreau	ANT	14	8	57%	4	29%	2	14%	43%
8	BACKAERT	WAR	8	4	50%	2	25%	2	25%	25%
4	DE BRABANDERE	WAR	9	2	22%	6	67%	1	11%	11%
9	De Schrijver	WAR	5	2	40%	1	20%	2	40%	0%
9	Van Bemmelen	ANT	2	2	100%	0	0%	0	0%	100%
10	Jorna	ANT	5	2	40%	3	60%	0	0%	40%
18	COLSON	ANT	3	2	67%	0	0%	1	33%	33%
7	DEVILLE	WAR	1	1	100%	0	0%	0	0%	100%
2	POELMAN	WAR	4	0	0%	2	50%	2	50%	-50%
5	SOPHIE	WAR	1	0	0%	1	100%	0	0%	0%
7	VAN WALLE	ANT	2	0	0%	2	100%	0	0%	0%
14	WAGENER	WAR	1	0	0%	1	100%	0	0%	0%



2014-2015

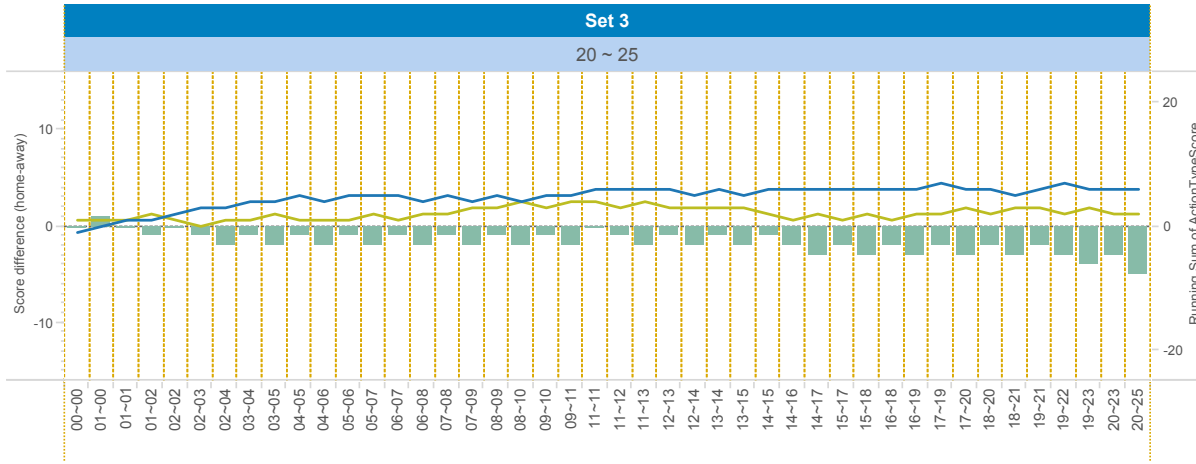
DATA

BelgiumVolleyStats.be
By Marnix Acar

© Trainerstuff.be
By Wouter Laroy

VIZ

(20141012) WAR ~ ANT (0 ~ 3)
Set analysis - Set 3



TEAM_NAME

- ANT
- WAR

UPPER LEFT:

+1: A# - B# - S# -1: A=, A/, B=, B/, S=, R=, D=, F=, S=

LOWER LEFT:

TOI = Team of Interest = Team analyzed OPP = Opponent
XXXServe = who served XXXSCORE = who got the point

LOWER RIGHT:

Attack sorted on #SCORE

		Set 3													
		TOIServe						OPPServe							
		TOIScore			OPPScore			Total	TOIScore			OPPScore			Total
TOI	Scorin..	TOI	OPP	Total	TOI	OPP	Total	Total	TOI	OPP	Total	TOI	OPP	Total	Total
ANT	A#	2		2		16	16	18	12		12				12
	S#	1		1				1							
	A=		2	2				2		1	1				1
	S=					3	3	3		5	5				5
	Total		3	2	5	3	16	19	24	12	6	18			
WAR	A#					12	12	12	16		16		2	2	18
	S#												1	1	1
	A=					1	1	1				2		2	
	S=					5	5	5		3	3				3
	Total					6	12	18	18	16	3	19	2	3	5

Attacking skills

		Count of SKILL	#SCORE	#SCORE%	NOSCORE	NOSCORE%	=SCORE	=SCORE%	EFF
9 De Schrijver	WAR	10	6	60%	3	30%	1	10%	50%
4 DE BRABANDERE	WAR	9	4	44%	4	44%	1	11%	33%
7 VAN WALLE	ANT	5	4	80%	1	20%	0	0%	80%
10 Jorna	ANT	4	3	75%	1	25%	0	0%	75%
18 COLSON	ANT	3	3	100%	0	0%	0	0%	100%
1 COUCKE	WAR	7	2	29%	4	57%	1	14%	14%
2 POELMAN	WAR	2	2	100%	0	0%	0	0%	100%
8 BACKAERT	WAR	4	2	50%	2	50%	0	0%	50%
8 Moreau	ANT	8	2	25%	6	75%	0	0%	25%
9 Van Bemmelen	ANT	2	2	100%	0	0%	0	0%	100%
3 Van Harskamp	ANT	2	1	50%	1	50%	0	0%	50%



2014-2015

DATA

BelgiumVolleyStats.be
By Marnix Acar

© Trainerstuff.be
By Wouter Laroy

VIZ

(20141012) WAR ~ ANT (All)
Set analysis - Set 4

TEAM_NAME

UPPER LEFT:

+1: A# - B# - S# -1: A=, A/, B=, B/, S=, R=, D=, F=, S=

LOWER LEFT:

TOI = Team of Interest = Team analyzed OPP = Opponent
XXXServe = who served XXXSCORE = who got the point

LOWER RIGHT:

Attack sorted on #SCORE

Attacking skills



2014-2015

DATA

BelgiumVolleyStats.be
By Marnix Acar

© Trainerstuff.be
By Wouter Laroy

VIZ

(20141012) WAR ~ ANT (All)
Set analysis - Set 5

TEAM_NAME

UPPER LEFT:

+1: A# - B# - S# -1: A=, A/, B=, B/, S=, R=, D=, F=, S=

LOWER LEFT:

TOI = Team of Interest = Team analyzed OPP = Opponent
XXXServe = who served XXXSCORE = who got the point

LOWER RIGHT:

Attack sorted on #SCORE

Attacking skills



2014-2015

DATA

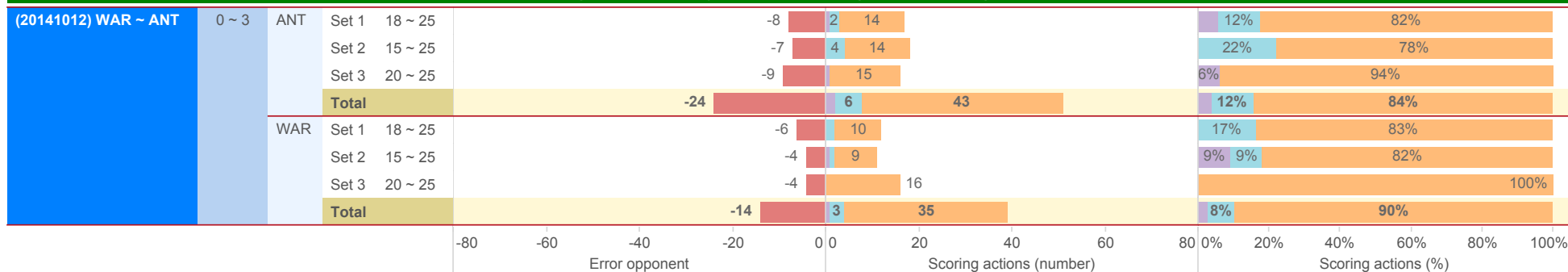
BelgiumVolleyStats.be
By Marnix Acar

© **Trainerstuff.be**
By Wouter Laroy

VIZ

(20141012) WAR ~ ANT (0 ~ 3)

Scoring Actions Analyzed: how were points made (per set)

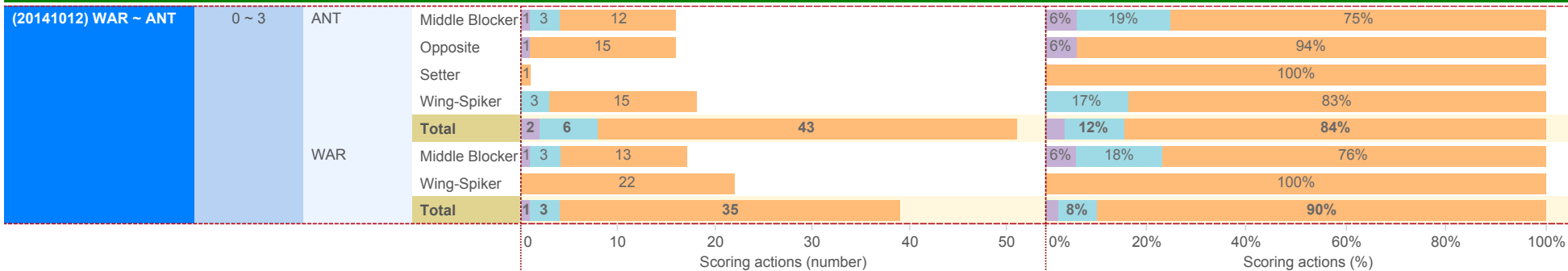


■ S - Serve
 ■ B - Block
 ■ A - Attack



2014-2015

(20141012) WAR ~ ANT (0 ~ 3)
Scoring Actions Analyzed: how were points made (per player position)





2014-2015

DATA

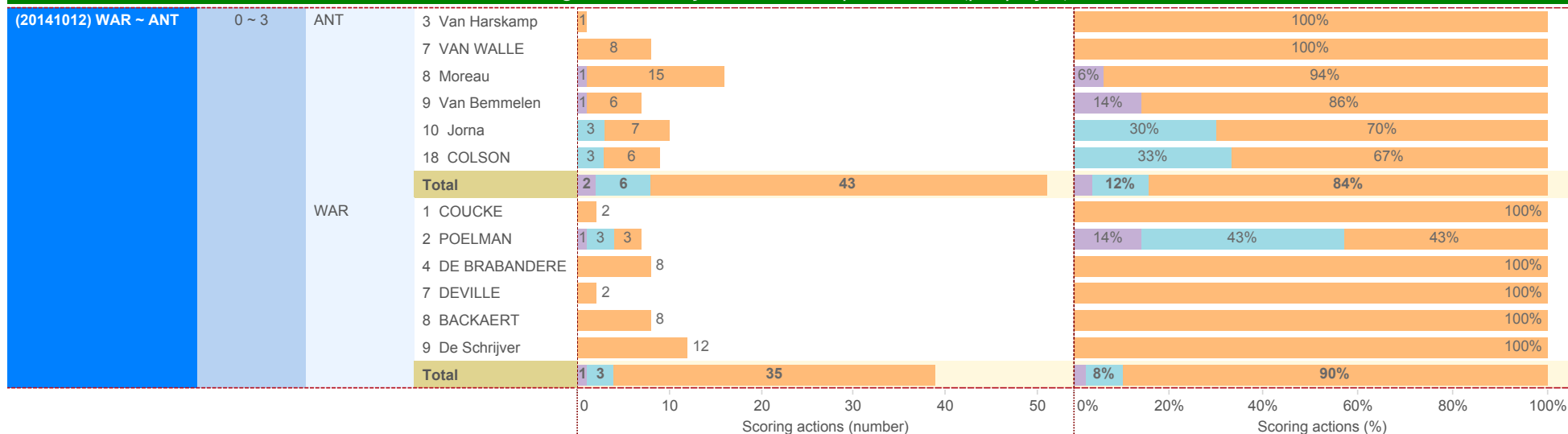
BelgiumVolleyStats.be
By Marnix Acar

© Trainerstuff.be
By Wouter Laroy

VIZ

(20141012) WAR ~ ANT (0 ~ 3)

Scoring Actions Analyzed: how were points made (per player)





2014-2015

DATA

BelgiumVolleyStats.be
By Marnix Acar

© Trainerstuff.be
By Wouter Laroy

VIZ

(20141012) WAR ~ ANT (0 ~ 3)
Skills in detail (per player position): Attack/Block

Skill	Team	Position	Count of SKILL		EFF			
			Count	Eff	Count	Eff		
A - Attack	ANT	Middle Blocker	12 (80%)	2 (13%)	1 (7%)	15	73%	
		Opposite	15 (52%)	8 (28%)	2 (7%)	29	38%	
		Setter	1 (33%)	1 (33%)	1 (33%)	3	33%	
		Wing-Spiker	15 (50%)	10 (33%)	3 (10%)	30	43%	
		Total	43 (56%)	21 (27%)	6 (8%)	77	47%	
	WAR	Middle Blocker	13 (41%)	9 (28%)	1 (3%)	32	13%	
		Setter		2 (100%)		2	0%	
		Wing-Spiker	22 (43%)	16 (31%)	7 (14%)	51	31%	
	Total	35 (41%)	27 (32%)	8 (9%)	85	24%		
	B - Block	ANT	Middle Blocker	3 (21%)	3 (21%)	1 (7%)	14	-29%
			Opposite		1 (11%)	2 (22%)	9	-67%
			Setter		1 (20%)	3 (60%)	5	-20%
Wing-Spiker			3 (60%)	1 (20%)		5	40%	
Total			6 (18%)	6 (18%)	6 (18%)	33	-27%	
WAR		Middle Blocker	3 (20%)	3 (20%)	2 (13%)	15	-27%	
		Setter			2 (50%)	4	-50%	
		Wing-Spiker			1 (25%)	4	-75%	
		Total	3 (13%)	3 (13%)	5 (22%)	23	-39%	

■ GAME LOST ■ GAME WON



2014-2015

DATA

BelgiumVolleyStats.be
By Marnix Acar

© Trainerstuff.be
By Wouter Laroy

VIZ

(20141012) WAR ~ ANT (0 ~ 3)

Skills in detail (per player position): Serve/Reception

S - Serve	ANT	Position	Game 1						Total	EFF
			#	+	!	-	/	=		
S - Serve	ANT	Middle Blocker	1 (4%)	6 (23%)	8 (8%)	7 (27%)	2 (8%)	2 (8%)	26	-4%
		Opposite	1 (7%)	4 (29%)	5 (7%)	3 (21%)	1 (7%)	2	14	7%
		Setter		1 (8%)	3 (8%)	4 (33%)	1 (8%)	3 (25%)	12	-25%
		Wing-Spiker		4 (19%)	8 (5%)	5 (24%)	1 (5%)	3 (14%)	21	-14%
	Total	2 (3%)	15 (21%)	24 (7%)	19 (26%)	5 (7%)	8 (11%)	73	-8%	
	WAR	Middle Blocker	1 (5%)	5 (23%)	9 ()	2 (9%)		5 (23%)	22	-18%
		Setter		3 (25%)	3 ()	2 (17%)		4 (33%)	12	-33%
		Wing-Spiker		3 (16%)	7 ()	7 (37%)		2 (11%)	19	-11%
	Total	1 (2%)	11 (21%)	19 ()	11 (21%)		11 (21%)	53	-19%	
	R - Reception	ANT	Libero	4 (22%)	8 (44%)		5 (28%)		1 (6%)	18
Wing-Spiker			7 (29%)	11 (46%)		6 (25%)			24	0%
Total			11 (26%)	19 (45%)		11 (26%)		1 (2%)	42	-2%
WAR		Libero	11 (29%)	14 (37%)		8 (21%)	4 (11%)	1 (3%)	38	-3%
		Setter		2 (100%)					2	0%
		Wing-Spiker	8 (32%)	9 (36%)		6 (24%)	1 (4%)	1 (4%)	25	-4%
Total	19 (29%)	25 (38%)		14 (22%)	5 (8%)	2 (3%)	65	-3%		

GAME LOST GAME WON



2014-2015

DATA

BelgiumVolleyStats.be
By Marnix Acar

© Trainerstuff.be
By Wouter Laroy

VIZ

(20141012) WAR ~ ANT (0 ~ 3)

Skills in detail (per player): Attack

A - Attack		ANT						WAR			
	3	Van Harskamp	1 (33%)	1 (33%)			1 (33%)	3	33%		
	7	VAN WALLE	8 (50%)	7 (44%)			1 (6%)	16	50%		
	8	Moreau	15 (52%)	8 (28%)			2 (7%)	3 (10%)	29	38%	
	9	Van Bemmelen	6 (75%)	2 (25%)			1 (3%)	8	75%		
	10	Jorna	7 (50%)	3 (21%)			1 (7%)	1 (7%)	14	36%	
	18	COLSON	6 (86%)				1 (14%)	7	71%		
		Total	43 (56%)	21 (27%)			6 (8%)	3 (4%)	4 (5%)	77	47%
		WAR									
	1	COUCKE	2 (29%)	4 (57%)			1 (10%)	1 (10%)	3 (30%)	7	14%
	2	POELMAN	3 (30%)	2 (20%)			1 (10%)	1 (10%)	3 (30%)	10	-10%
	4	DE BRABANDERE	8 (32%)	9 (36%)			6 (24%)	2 (8%)	2 (8%)	25	24%
	5	SOPHIE		1 (100%)						1	0%
	7	DEVILLE	2 (100%)							2	100%
	8	BACKAERT	8 (40%)	7 (35%)			3 (15%)	2 (10%)	2 (10%)	20	15%
	9	De Schrijver	12 (63%)	3 (16%)			1 (5%)	2 (11%)	1 (5%)	19	47%
	14	WAGENER		1 (100%)						1	0%
		Total	35 (41%)	27 (32%)			8 (9%)	6 (7%)	9 (11%)	85	24%
			#	+	!	-	/	=	Count of SKILL	EFF	

GAME LOST GAME WON



2014-2015

DATA

BelgiumVolleyStats.be
By Marnix Acar

© Trainerstuff.be
By Wouter Laroy

VIZ

(20141012) WAR ~ ANT (0 ~ 3)
Skills in detail (per player): Block

B - Block	ANT	Player	Skill 1					Skill 2					Count of SKILL	EFF
			#	+	!	-	/	#	+	!	-	/		
		3 Van Harskamp		1 (20%)			3 (60%)				1 (20%)	5	-20%	
		7 VAN WALLE									1 (100%)	1	-100%	
		8 Moreau		1 (11%)			2 (22%)				6 (67%)	9	-67%	
		9 Van Bemmelen									3 (100%)	3	-100%	
		10 Jorna	3 (75%)	1 (25%)							4	75%		
		18 COLSON	3 (27%)	3 (27%)			1 (9%)				4 (36%)	11	-9%	
		Total	6 (18%)	6 (18%)			6 (18%)				15 (45%)	33	-27%	
	WAR	2 POELMAN	3 (33%)	2 (22%)			1 (11%)				3 (33%)	9	0%	
		4 DE BRABANDERE					1 (33%)				2 (67%)	3	-67%	
		5 SOPHIE					2 (50%)				2 (50%)	4	-50%	
		7 DEVILLE									1 (100%)	1	-100%	
		8 BACKAERT		1 (20%)			1 (20%)				3 (60%)	5	-60%	
		9 De Schrijver									1 (100%)	1	-100%	
		Total	3 (13%)	3 (13%)			5 (22%)				12 (52%)	23	-39%	
			#	+	!	-	/	=			Count of SKILL	EFF		

■ GAME LOST ■ GAME WON



2014-2015

DATA

BelgiumVolleyStats.be
By Marnix Acar

© Trainerstuff.be
By Wouter Laroy

VIZ

(20141012) WAR ~ ANT (0 ~ 3)

Skills in detail (per player): Serve

S - Serve		Player	Game Outcome						Count of SKILL	EFF
			#	+	!	-	/	=		
S - Serve	ANT	3 Van Harskamp	1 (10%)	2 (10%)	3 (30%)	1 (10%)	3 (30%)	10	-30%	
		7 VAN WALLE	1 (11%)	2 (11%)	3 (33%)	1 (11%)	2 (22%)	9	-22%	
		8 Moreau	1 (7%)	4 (29%)	5 (7%)	3 (21%)	1 (7%)	14	7%	
		9 Van Bemmelen	1 (7%)	5 (36%)	4 ()	3 (21%)	1 (7%)	14	0%	
		10 Jorna		3 (25%)	6 ()	2 (17%)	1 (8%)	12	-8%	
		13 DEPOVERE			1 ()	1 (50%)		2	0%	
		18 COLSON	1 (8%)	4 (17%)	4 (33%)	2 (17%)	1 (8%)	12	-8%	
		Total	2 (3%)	15 (21%)	24 (7%)	19 (26%)	5 (7%)	8 (11%)	73	-8%
		WAR	1 COUCKE			1 ()	1 (33%)		1 (33%)	3
	2 POELMAN		1 (14%)	2 (29%)	2 ()	1 (14%)	1 (14%)	7	0%	
	4 DE BRABANDERE			1 (13%)	3 ()	4 (50%)		8	0%	
	5 SOPHIE			3 (30%)	3 ()	2 (20%)	2 (20%)	10	-20%	
	7 DEVILLE			1 (17%)	4 ()	1 (17%)		6	0%	
	8 BACKAERT			2 (22%)	3 ()		4 (44%)	9	-44%	
	9 De Schrijver			2 (25%)	3 ()	2 (25%)	1 (13%)	8	-13%	
	14 WAGENER						2 (100%)	2	-100%	
	Total		1 (2%)	11 (21%)	19 ()	11 (21%)	11 (21%)	53	-19%	
			#	+	!	-	/	=	Count of SKILL	EFF

GAME LOST GAME WON



2014-2015

DATA

BelgiumVolleyStats.be
By Marnix Acar

© Trainerstuff.be
By Wouter Laroy

VIZ

(20141012) WAR ~ ANT (0 ~ 3)
Skills in detail (per player): Reception

R - Reception	Team	Player	Game Won		Game Lost		Total		Count of SKILL	EFF
			#	%	#	%	#	%		
R - Reception	ANT	1 Deroey	4 (22%)	8 (44%)	5 (28%)	1 (6%)	18	-6%		
		7 VAN WALLE	2 (17%)	7 (58%)	3 (25%)		12	0%		
		10 Jorna	5 (42%)	4 (33%)	3 (25%)		12	0%		
		Total	11 (26%)	19 (45%)	11 (26%)	1 (2%)	42	-2%		
	WAR	1 COUCKE	1 (50%)	1 (50%)			2	0%		
		4 DE BRABANDERE	5 (50%)	2 (20%)	2 (20%)	1 (10%)	10	0%		
		5 SOPHIE		2 (100%)			2	0%		
		9 De Schrijver	2 (15%)	6 (46%)	4 (31%)	1 (8%)	13	-8%		
		10 VERBOOMEN	11 (29%)	14 (37%)	8 (21%)	4 (11%)	38	-3%		
		Total	19 (29%)	25 (38%)	14 (22%)	5 (8%)	65	-3%		
		#	+	!	-	/	=	Count of SKILL	EFF	

■ GAME LOST ■ GAME WON