



2014-2015

DATA

BelgiumVolleyStats.be
By Marnix Acar

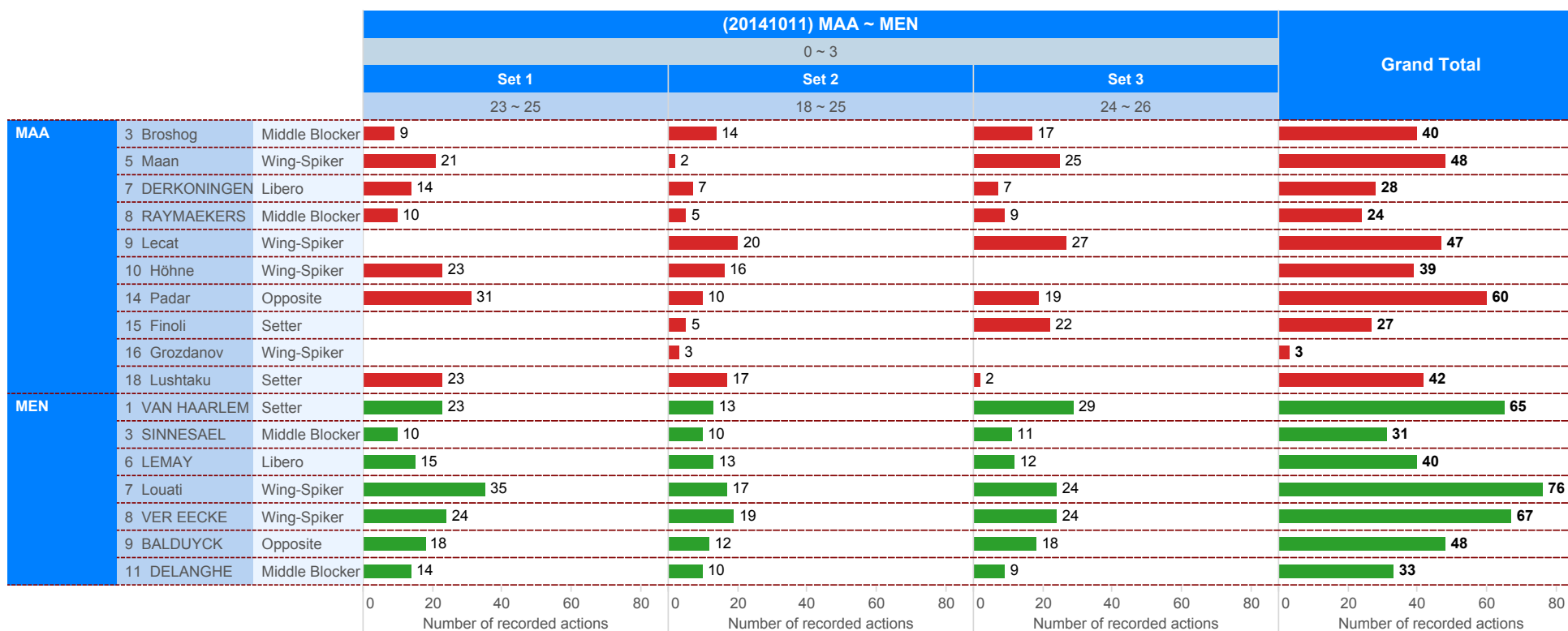
© **Trainerstuff.be**
By Wouter Laroy

VIZ

Scouting data provided by: Marnix Acar - www.BelgiumVolleyStats.be

Data processing and vizualization: Wouter Laroy - www.trainerstuff.be

Questions/Remarks/Suggestions: info@belgiumvolleystats.be - wouterstrainerstuff@gmail.com



■ SET LOST ■ SET WON



2014-2015

DATA

BelgiumVolleyStats.be
By Marnix Acar

© Trainerstuff.be
By Wouter Laroy

VIZ

(20141011) MAA ~ MEN (0 ~ 3)
Game analysis

TOI	ScoringActi..	TOIServe						OPPServe							
		TOISCORE			OPPSCORE			TOISCORE			OPPSCORE			Total	
		TOI	OPP	Total	TOI	OPP	Total	TOI	OPP	Total	TOI	OPP	Total		
MAA	A#	6		6		35	35	41	32		32		9	9	41
	S#												8	8	8
	A=		4	4	3		3	7		2	2	6		6	8
	A/		4	4	3		3	7		1	1	3		3	4
	S=				8		8	8		13	13				13
	E=		2	2				2							2
	D=				1		1	1		1	1				1
Total		6	10	16	15	35	50	66	32	17	49	9	17	26	75
MEN	A#	9		9		32	32	41	35		35		6	6	41
	S#	8		8				8							8
	A=		6	6	2		2	8		3	3	4		4	7
	A/		3	3	1		1	4		3	3	4		4	7
	S=				13		13	13		8	8				8
	E=											2		2	2
	D=				1		1	1		1	1				1
Total		17	9	26	17	32	49	75	35	15	50	10	6	16	66

Attack

		Count of SKILL	#SCORE%	=SCORE%	EFF
3 Broshog	MAA	6	67%	17%	50%
8 RAYMAEKERS	MAA	6	67%	0%	67%
8 VER EECKE	MEN	14	57%	7%	50%
11 DELANGHE	MEN	7	57%	14%	43%
9 BALDUYCK	MEN	23	57%	17%	39%
7 Louati	MEN	34	50%	12%	38%
14 Padar	MAA	32	50%	13%	38%
3 SINNESAEEL	MEN	9	33%	11%	22%
9 Lecat	MAA	18	33%	11%	22%
16 Grozdanov	MAA	3	33%	67%	-33%
10 Höhne	MAA	10	30%	10%	20%
5 Maan	MAA	17	24%	29%	-6%
1 VAN HAARLEM	MEN	1	0%	0%	0%

Block

		Count of SKILL	#
1 VAN HAARLEM	MEN	5	3
3 SINNESAEEL	MEN	11	2
3 Broshog	MAA	16	1
8 RAYMAEKERS	MAA	10	1
10 Höhne	MAA	2	1
11 DELANGHE	MEN	13	1
14 Padar	MAA	9	1
18 Lushtaku	MAA	3	1
5 Maan	MAA	2	
7 Louati	MEN	4	
8 VER EECKE	MEN	2	
9 BALDUYCK	MEN	4	
9 Lecat	MAA	1	

Serve

		Count of SKILL	#%	=%
1 VAN HAARLEM	MEN	13	31%	8%
11 DELANGHE	MEN	13	15%	23%
9 BALDUYCK	MEN	13	8%	23%
7 Louati	MEN	15	7%	20%
3 Broshog	MAA	14		
3 SINNESAEEL	MEN	11		18%
5 Maan	MAA	6		17%
8 RAYMAEKERS	MAA	6		
8 VER EECKE	MEN	10		10%
9 Lecat	MAA	7		43%
10 Höhne	MAA	8		13%
14 Padar	MAA	11		27%
15 Finoli	MAA	3		
18 Lushtaku	MAA	11		

Reception

		Count of SKILL	#%	+%	=%
8 RAYMAEKERS	MAA	1	100%		
6 LEMAY	MEN	11	64%	9%	
7 DERKONINGEN	MAA	16	38%	6%	6%
9 Lecat	MAA	19	37%	32%	
7 Louati	MEN	15	33%	40%	
8 VER EECKE	MEN	31	26%	29%	
10 Höhne	MAA	13	23%	23%	15%
1 VAN HAARLEM	MEN	1			
5 Maan	MAA	13		8%	38%

UPPER:

TOI = Team of Interest = Team analyzed OPP = Opponent
 XXXServe = who served XXXSCORE = who got the point



2014-2015

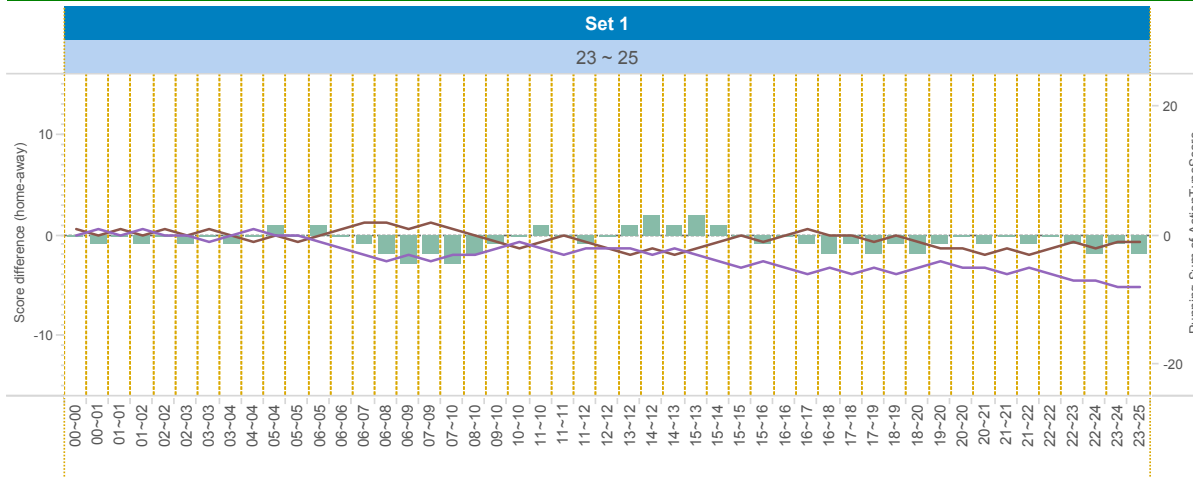
DATA

BelgiumVolleyStats.be
By Marnix Acar

© Trainerstuff.be
By Wouter Laroy

VIZ

(20141011) MAA ~ MEN (0 ~ 3)
Set analysis - Set 1



TEAM_NAME

- MAA
- MEN

UPPER LEFT:

+1: A# - B# - S# -1: A=, A/, B=, B/, S=, R=, D=, F=, S=

LOWER LEFT:

TOI = Team of Interest = Team analyzed OPP = Opponent
XXXServe = who served XXXSCORE = who got the point

LOWER RIGHT:

Attack sorted on #SCORE

Attacking skills

		Set 1													
		TOIServe						OPPServe							
		TOISCORE			OPPSCORE			Total	TOISCORE			OPPSCORE			Total
TOI	Scorin..	TOI	OPP	Total	TOI	OPP	Total		TOI	OPP	Total	TOI	OPP	Total	
MAA	A#	2		2		13	13	15	12		12		5	5	17
	S#												3	3	3
	A=		3	3	1	1	4				1		1	1	1
	A/		2	2	1	1	3								
	S=				1	1	1		4	4					4
	Total		2	5	7	3	13	16	23	12	4	16	1	8	9
MEN	A#	5		5		12	12	17	13		13		2	2	15
	S#	3		3				3							3
	A=		1	1			1	1	1	1	3		3	4	
	A/								1	1	2		2	3	
	S=				4	4	4		1	1				1	
	Total		8	1	9	4	12	16	25	13	3	16	5	2	7

		Count of SKILL	#SCORE	#SCORE%	NOSCORE	NOSCORE%	=SCORE	=SCORE%	EFF
14 Padar	MAA	17	9	53%	7	41%	1	6%	47%
7 Louati	MEN	17	8	47%	8	47%	1	6%	41%
9 BALDUYCK	MEN	11	5	45%	3	27%	3	27%	18%
3 SINNESAEEL	MEN	4	2	50%	2	50%	0	0%	50%
8 RAYMAEKERS	MAA	3	2	67%	1	33%	0	0%	67%
8 VER EECKE	MEN	3	2	67%	1	33%	0	0%	67%
10 Höhne	MAA	8	2	25%	5	63%	1	13%	13%
5 Maan	MAA	6	1	17%	4	67%	1	17%	0%
11 DELANGHE	MEN	4	1	25%	2	50%	1	25%	0%



2014-2015

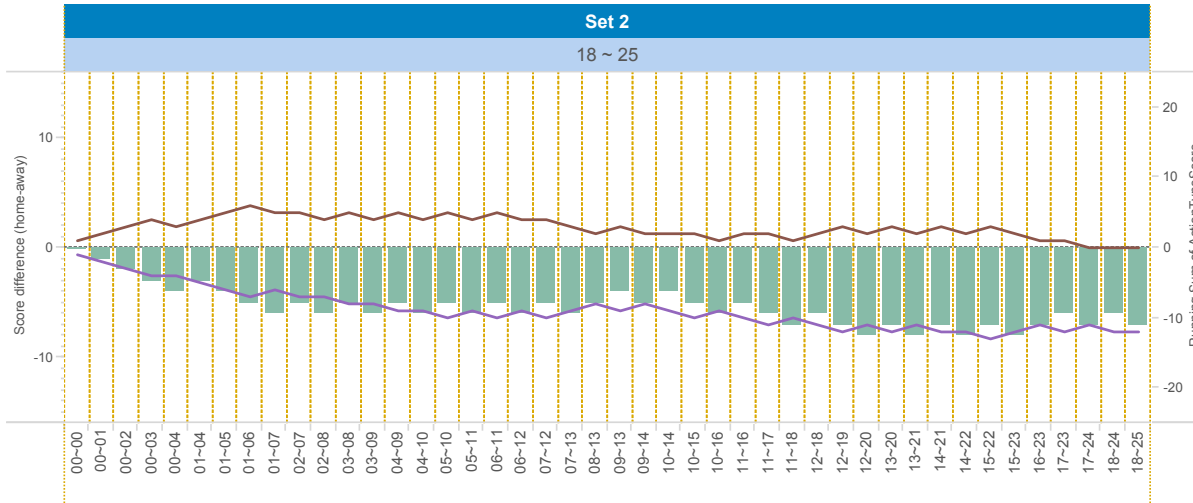
DATA

BelgiumVolleyStats.be
By Marnix Acar

© Trainerstuff.be
By Wouter Laroy

VIZ

(20141011) MAA ~ MEN (0 ~ 3)
Set analysis - Set 2



TEAM_NAME

- MAA
- MEN

UPPER LEFT:

+1: A# - B# - S# -1: A=, A/, B=, B/, S=, R=, D=, F=, S=

LOWER LEFT:

TOI = Team of Interest = Team analyzed OPP = Opponent
XXXServe = who served XXXSCORE = who got the point

LOWER RIGHT:

Attack sorted on #SCORE

Attacking skills

		Set 2													
		TOIServe						OPPServe							
TOI	Scorin..	TOISCORE			OPPSCORE			Total	TOISCORE			OPPSCORE			Total
		TOI	OPP	Total	TOI	OPP	Total		TOI	OPP	Total	TOI	OPP	Total	
MAA	A#	1		1		11	11	12	10		10		2	2	12
	S#												3	3	3
	A=				1		1	1		1		1	2	2	3
	A/		1	1						1		1	1	1	2
	S=				4		4	4		4		4		4	4
	D=				1		1	1							
	Total		1	1	2	6	11	17	19	10	6	16	3	5	8
MEN	A#	2		2		10	10	12	11		11		1	1	12
	S#	3		3				3							3
	A=		2	2	1		1	3		1		1		1	1
	A/		1	1	1		1	2				1		1	1
	S=				4		4	4		4		4		4	4
	D=									1		1			1
	Total		5	3	8	6	10	16	24	11	6	17	1	1	2

		Count of SKILL	#SCORE	#SCORE%	NOSCORE	NOSCORE%	=SCORE	=SCORE%	EFF	
9	BALDUYCK	MEN	7	5	71%	2	29%	0	0%	71%
7	Louati	MEN	7	4	57%	1	14%	2	29%	29%
3	Broshog	MAA	4	3	75%	0	0%	1	25%	50%
8	VER EECKE	MEN	5	3	60%	1	20%	1	20%	40%
9	Lecat	MAA	9	3	33%	6	67%	0	0%	33%
11	DELANGHE	MEN	2	2	100%	0	0%	0	0%	100%
14	Padar	MAA	4	2	50%	1	25%	1	25%	25%
8	RAYMAEKERS	MAA	1	1	100%	0	0%	0	0%	100%
10	Höhne	MAA	2	1	50%	1	50%	0	0%	50%
16	Grozdanov	MAA	3	1	33%	0	0%	2	67%	-33%
3	SINNESAEEL	MEN	3	0	0%	3	100%	0	0%	0%



2014-2015

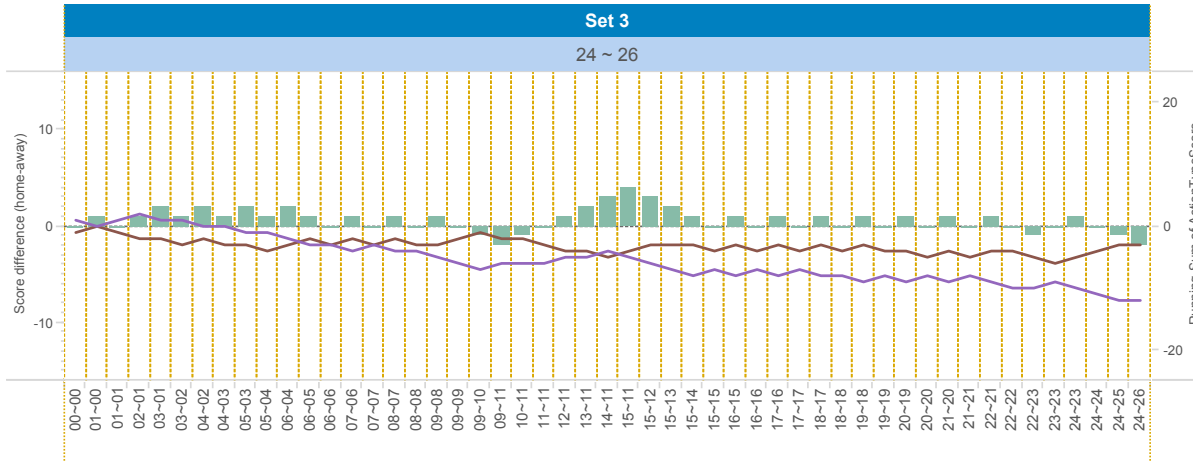
DATA

BelgiumVolleyStats.be
By Marnix Acar

© Trainerstuff.be
By Wouter Laroy

VIZ

(20141011) MAA ~ MEN (0 ~ 3)
Set analysis - Set 3



TEAM_NAME

- MAA
- MEN

UPPER LEFT:

+1: A# - B# - S# -1: A=, A/, B=, B/, S=, R=, D=, F=, S=

LOWER LEFT:

TOI = Team of Interest = Team analyzed OPP = Opponent
XXXServe = who served XXXSCORE = who got the point

LOWER RIGHT:

Attack sorted on #SCORE

		Set 3													
		TOIServe						OPPServe							
		TOIScore			OPPScore			Total	TOIScore			OPPScore			Total
TOI	Scorin..	TOI	OPP	Total	TOI	OPP	Total	TOI	OPP	Total	TOI	OPP	Total	Total	
MAA	A#	3		3		11	11	14	10		10		2	2	12
	S#												2	2	2
	A=		1	1		1	1	2		1		3	3	4	
	A/		1	1		2	2	3				2	2	2	
	S=					3	3	3		5	5			5	
	E=			2	2			2							2
	D=									1	1				1
	Total		3	4	7	6	11	17	24	10	7	17	5	4	9
MEN	A#	2		2		10	10	12	11		11		3	3	14
	S#	2		2			2	2							2
	A=		3	3		1	1	4		1		1	1	2	
	A/		2	2			2	2		2	2		1	3	
	S=					5	5	5		3	3			3	
	E=												2	2	
	D=					1	1	1						2	
	Total		4	5	9	7	10	17	26	11	6	17	4	3	7

Attacking skills

		Count of SKILL	#SCORE	#SCORE%	NOSCORE	NOSCORE%	=SCORE	=SCORE%	EFF	
7	Louati	MEN	10	5	50%	4	40%	1	10%	40%
14	Padar	MAA	11	5	45%	4	36%	2	18%	27%
5	Maan	MAA	11	3	27%	4	36%	4	36%	-9%
8	VER EECKE	MEN	6	3	50%	3	50%	0	0%	50%
9	BALDUYCK	MEN	5	3	60%	1	20%	1	20%	40%
9	Lecat	MAA	9	3	33%	4	44%	2	22%	11%
3	Broshog	MAA	2	1	50%	1	50%	0	0%	50%
3	SINNESAEEL	MEN	2	1	50%	0	0%	1	50%	0%
8	RAYMAEKERS	MAA	2	1	50%	1	50%	0	0%	50%
11	DELANGHE	MEN	1	1	100%	0	0%	0	0%	100%
1	VAN HAARLEM	MEN	1	0	0%	1	100%	0	0%	0%



2014-2015

DATA

BelgiumVolleyStats.be
By Marnix Acar

© Trainerstuff.be
By Wouter Laroy

VIZ

(20141011) MAA ~ MEN (0 ~ 3)
Set analysis - Set 4

TEAM_NAME

MAA

UPPER LEFT:

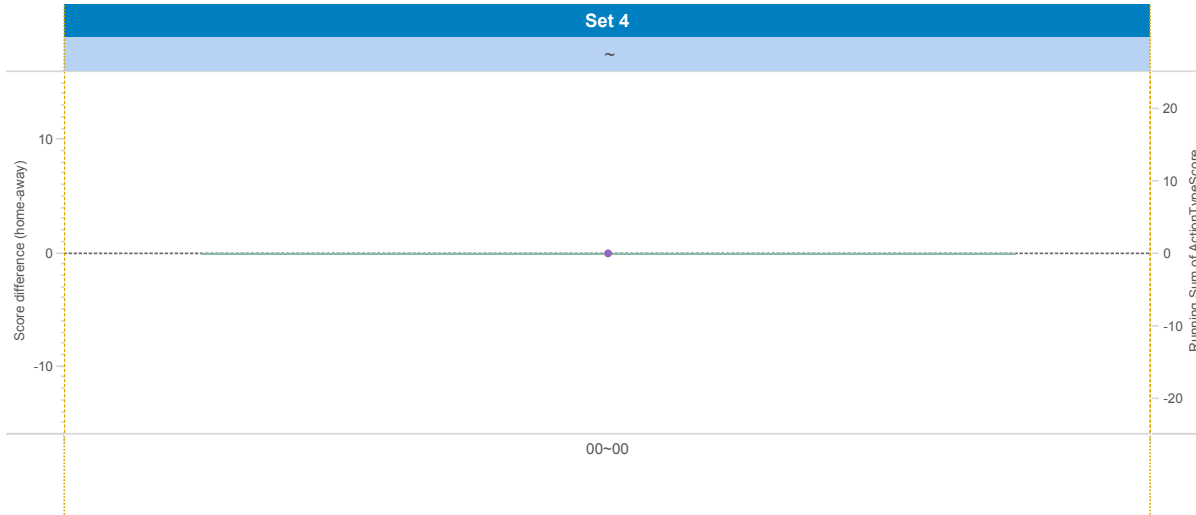
+1: A# - B# - S# -1: A=, A/, B=, B/, S=, R=, D=, F=, S=

LOWER LEFT:

TOI = Team of Interest = Team analyzed OPP = Opponent
XXXServe = who served XXXSCORE = who got the point

LOWER RIGHT:

Attack sorted on #SCORE



Attacking skills



2014-2015

DATA

BelgiumVolleyStats.be
By Marnix Acar

© Trainerstuff.be
By Wouter Laroy

VIZ

(20141011) MAA ~ MEN (All)
Set analysis - Set 5

TEAM_NAME

UPPER LEFT:

+1: A# - B# - S# -1: A=, A/, B=, B/, S=, R=, D=, F=, S=

LOWER LEFT:

TOI = Team of Interest = Team analyzed OPP = Opponent
XXXServe = who served XXXSCORE = who got the point

LOWER RIGHT:

Attack sorted on #SCORE

Attacking skills



2014-2015

DATA


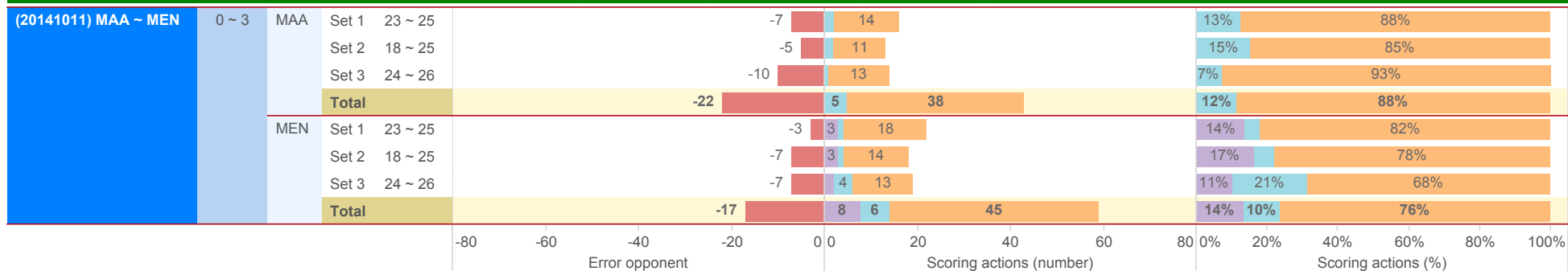
BelgiumVolleyStats.be
By Marnix Acar

© Trainerstuff.be
By Wouter Laroy

VIZ

(20141011) MAA ~ MEN (0 ~ 3)

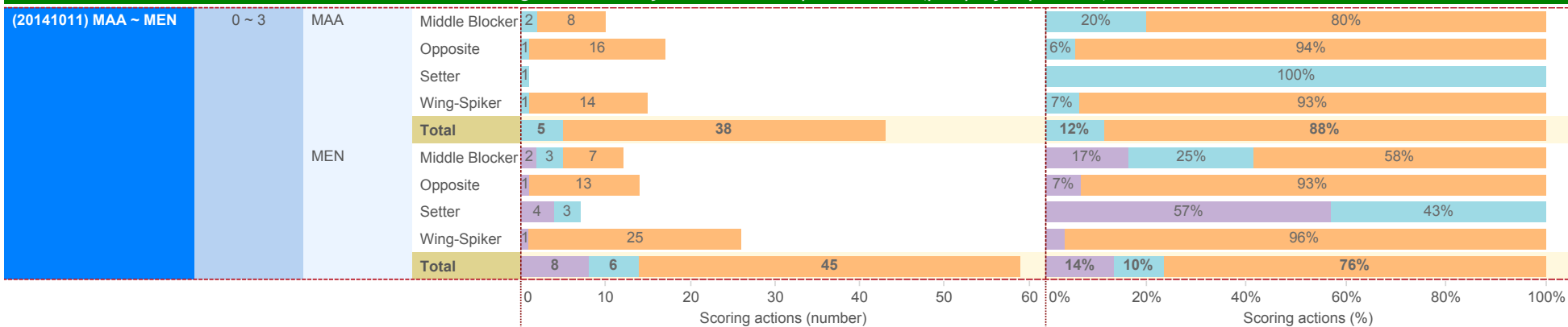
Scoring Actions Analyzed: how were points made (per set)





2014-2015

(20141011) MAA ~ MEN (0 ~ 3)
Scoring Actions Analyzed: how were points made (per player position)



S - Serve
 B - Block
 A - Attack



2014-2015

DATA

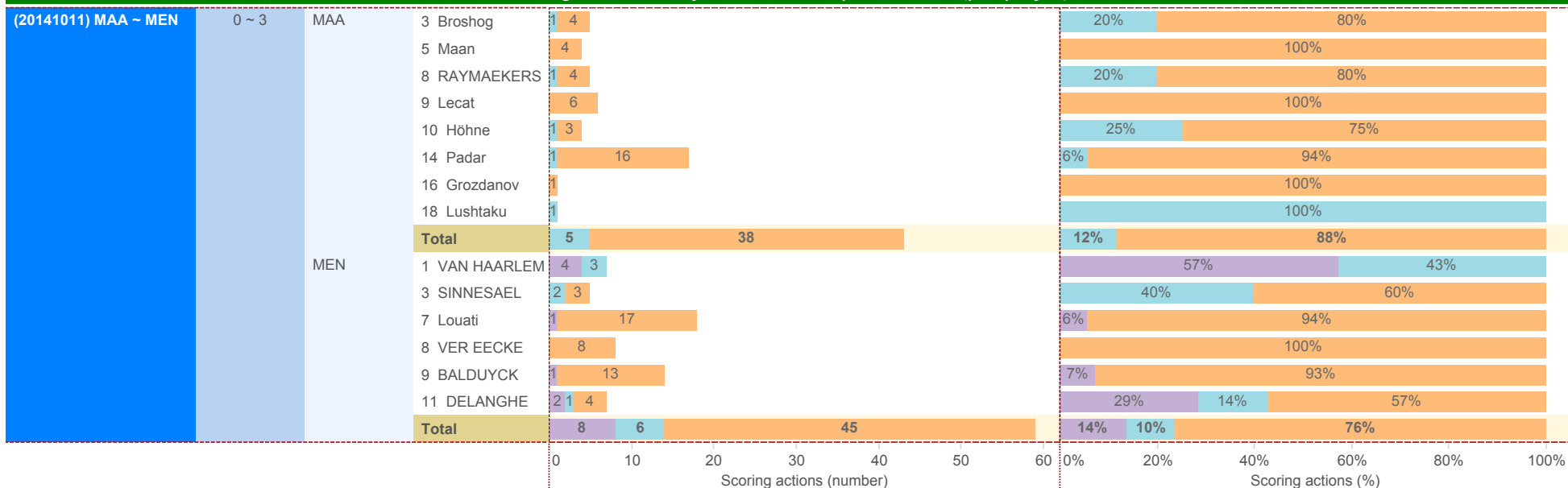
BelgiumVolleyStats.be
By Marnix Acar

© Trainerstuff.be
By Wouter Laroy

VIZ

(20141011) MAA ~ MEN (0 ~ 3)

Scoring Actions Analyzed: how were points made (per player)



S - Serve B - Block A - Attack



2014-2015

DATA

BelgiumVolleyStats.be
By Marnix Acar

© Trainerstuff.be
By Wouter Laroy

VIZ

(20141011) MAA ~ MEN (0 ~ 3)
Skills in detail (per player position): Attack/Block

Skill	Team	Position	Game 1 (0)					Game 2 (1)					Game 3 (2)					Game 4 (3)					Total	EFF
			#	+	!	-	/	#	+	!	-	/	#	+	!	-	/	#	+	!	-	/		
A - Attack	MAA	Middle Blocker	8 (67%)	1 (8%)				2 (17%)				1 (8%)					12						58%	
		Opposite	16 (50%)			3 (3%)		9 (28%)			1 (3%)		3 (9%)				32						38%	
		Wing-Spiker	14 (29%)		10 (21%)	3 (8%)		11 (23%)			4 (8%)		6 (13%)				48						8%	
		Total	38 (41%)		11 (12%)	6 (7%)		22 (24%)			6 (7%)		9 (10%)				92						25%	
		MEN	Middle Blocker	7 (44%)		1 (6%)			6 (38%)			1 (6%)		1 (6%)				16						31%
	Opposite		13 (57%)	2 (9%)				4 (17%)			2 (9%)		2 (9%)				23						39%	
	Setter							1 (100%)									1						0%	
	Wing-Spiker		25 (52%)		2 (4%)			16 (33%)			2 (4%)		3 (6%)				48						42%	
	Total		45 (51%)	2 (2%)	3 (6%)			27 (31%)			5 (6%)		6 (7%)				88						39%	
	B - Block	MAA	Middle Blocker	2 (8%)	4 (15%)									18 (69%)			26							-62%
Opposite			1 (11%)	2 (22%)	1 (10%)								5 (56%)			9							-44%	
Setter			1 (33%)										2 (67%)			3							-33%	
Wing-Spiker			1 (20%)	1 (20%)									3 (60%)			5							-40%	
Total			5 (12%)	7 (16%)	3 (7%)								28 (65%)			43							-53%	
MEN		Middle Blocker	3 (13%)	2 (8%)				2 (8%)					15 (63%)			24							-50%	
		Opposite		1 (25%)									1 (25%)			4							-25%	
		Setter	3 (60%)										2 (40%)			5							20%	
		Wing-Spiker		2 (33%)									2 (33%)			6							-33%	
		Total	6 (15%)	5 (13%)	6 (15%)			2 (5%)					20 (51%)			39							-36%	

GAME LOST GAME WON



2014-2015

DATA

BelgiumVolleyStats.be
By Marnix Acar

© Trainerstuff.be
By Wouter Laroy

VIZ

(20141011) MAA ~ MEN (0 ~ 3)

Skills in detail (per player position): Serve/Reception

Skill	Team	Position	Game Lost		Game Won		Count of SKILL	EFF
			#	%	+	%		
S - Serve	MAA	Middle Blocker	7	35%	13	65%	20	0%
		Opposite	2	18%	6	55%	11	-27%
		Setter	5	36%	9	64%	14	0%
		Wing-Spiker	8	38%	8	38%	21	-24%
		Total	22	33%	36	55%	66	-12%
	MEN	Middle Blocker	2	8%	8	33%	24	-13%
		Opposite	1	8%	3	23%	13	-15%
		Setter	4	31%	3	23%	13	23%
		Wing-Spiker	1	4%	12	48%	25	-12%
		Total	8	11%	26	35%	75	-7%
R - Reception	MAA	Libero	6	38%	3	19%	16	-6%
		Middle Blocker	1	100%	0	0%	1	0%
		Wing-Spiker	10	22%	5	2%	45	-16%
		Total	17	27%	8	5%	62	-13%
	MEN	Libero	7	64%	1	9%	11	0%
		Setter	0	0%	1	100%	1	0%
		Wing-Spiker	13	28%	8	0%	46	0%
		Total	20	34%	16	28%	58	0%

GAME LOST GAME WON



2014-2015

DATA

BelgiumVolleyStats.be
By Marnix Acar

© Trainerstuff.be
By Wouter Laroy

VIZ

(20141011) MAA ~ MEN (0 ~ 3)

Skills in detail (per player): Attack

A - Attack		MAA	3 Broshog	4 (67%)	1 (17%)				1 (17%)	6	50%
			5 Maan	4 (24%)	4 (24%)	2 (18%)	2 (12%)	3 (18%)	2 (12%)	17	-6%
			8 RAYMAEKERS	4 (67%)			2 (33%)			6	67%
			9 Lecat	6 (33%)	5 (28%)	1 (6%)	4 (22%)	1 (6%)	1 (6%)	18	22%
			10 Höhne	3 (30%)	1 (10%)		5 (50%)		1 (10%)	10	20%
			14 Padar	16 (50%)		3 (3%)	9 (28%)	1 (3%)	3 (9%)	32	38%
			16 Grozdanov	1 (33%)					2 (67%)	3	-33%
			Total	38 (41%)	11 (12%)	6 (7%)	22 (24%)	6 (7%)	9 (10%)	92	25%
		MEN	1 VAN HAARLEM				1 (100%)			1	0%
			3 SINNESAEL	3 (33%)			5 (56%)	1 (11%)		9	22%
			7 Louati	17 (50%)		2 (3%)	11 (32%)	1 (3%)	3 (9%)	34	38%
			8 VER EECKE	8 (57%)			5 (36%)	1 (7%)		14	50%
			9 BALDUYCK	13 (57%)	2 (9%)		4 (17%)	2 (9%)	2 (9%)	23	39%
			11 DELANGHE	4 (57%)		1 ()	1 (14%)		1 (14%)	7	43%
			Total	45 (51%)	2 (2%)	3 (6%)	27 (31%)	5 (6%)	6 (7%)	88	39%
				#	+	!	-	/	=	Count of SKILL	EFF

■ GAME LOST ■ GAME WON



2014-2015

DATA

BelgiumVolleyStats.be
By Marnix Acar

© Trainerstuff.be
By Wouter Laroy

VIZ

(20141011) MAA ~ MEN (0 ~ 3)

Skills in detail (per player): Block

B - Block	Category	Player	Skill					Count of SKILL	EFF	
			#	+	!	-	/			
MAA		3 Broshog	1 (6%)	2 (13%)	1 (0)			12 (75%)	16	-69%
		5 Maan		1 (50%)				1 (50%)	2	-50%
		8 RAYMAEKERS	1 (10%)	2 (20%)	1 (0)			6 (60%)	10	-50%
		9 Lecat						1 (100%)	1	-100%
		10 Höhne	1 (50%)					1 (50%)	2	0%
		14 Padar	1 (11%)	2 (22%)	1 (0)			5 (56%)	9	-44%
		18 Lushtaku	1 (33%)					2 (67%)	3	-33%
		Total	5 (12%)	7 (16%)	3 (0)			28 (65%)	43	-53%
MEN		1 VAN HAARLEM	3 (60%)		1 (0)	1 (9%)		2 (40%)	5	20%
		3 SINNESAEEL	2 (18%)					7 (64%)	11	-45%
		7 Louati		2 (50%)	2 (0)				4	0%
		8 VER EECKE						2 (100%)	2	-100%
		9 BALDUYCK		1 (25%)	2 (0)			1 (25%)	4	-25%
		11 DELANGHE	1 (8%)	2 (15%)	1 (0)	1 (8%)		8 (62%)	13	-54%
Total	6 (15%)	5 (13%)	6 (0)	2 (5%)		20 (51%)	39	-36%		
			#	+	!	-	/	=	Count of SKILL	EFF

■ GAME LOST ■ GAME WON



2014-2015

DATA

BelgiumVolleyStats.be
By Marnix Acar

© Trainerstuff.be
By Wouter Laroy

VIZ

(20141011) MAA ~ MEN (0 ~ 3)

Skills in detail (per player): Serve

S - Serve	Team	Player	Game Lost	Game Won	Game Lost	Game Won	Game Lost	Game Won	Game Lost	Game Won	Count of SKILL	EFF	
S - Serve	MAA	3 Broshog	7 (50%)		7 (50%)				14	0%			
		5 Maan	2 (33%)		3 (50%)		1 (17%)		6	-17%			
		8 RAYMAEKERS			6 (100%)				6	0%			
		9 Lecat	2 (29%)		2 (29%)		3 (43%)		7	-43%			
		10 Höhne	4 (50%)		3 (38%)		1 (13%)		8	-13%			
		14 Padar	2 (18%)		6 (55%)		3 (27%)		11	-27%			
		15 Finoli	2 (67%)		1 (33%)				3	0%			
		18 Lushtaku	3 (27%)		8 (73%)				11	0%			
		Total		22 (33%)		36 (55%)		8 (12%)		66	-12%		
		MEN	MEN	1 VAN HAARLEM	4 (31%)	3 (23%)	5 (38%)		1 (8%)		13	23%	
3 SINNESAEL				3 (27%)	6 (55%)		2 (18%)		11	-18%			
7 Louati	1 (7%)			9 (60%)	2 (13%)		3 (20%)		15	-13%			
8 VER EECKE				3 (30%)	6 (60%)		1 (10%)		10	-10%			
9 BALDUYCK	1 (8%)			3 (23%)	6 (46%)		3 (23%)		13	-15%			
11 DELANGHE	2 (15%)			5 (38%)	3 (23%)		3 (23%)		13	-8%			
Total				8 (11%)	26 (35%)	28 (37%)		13 (17%)		75	-7%		
		#	+	!	-	/	=	Count of SKILL	EFF				

■ GAME LOST ■ GAME WON



2014-2015

DATA

BelgiumVolleyStats.be
By Marnix Acar

© Trainerstuff.be
By Wouter Laroy

VIZ

(20141011) MAA ~ MEN (0 ~ 3)
Skills in detail (per player): Reception

R - Reception	MAA	5 Maan	7 DERKONINGEN	8 RAYMAEKERS	9 Lecat	10 Höhne	Total	MEN	1 VAN HAARLEM	6 LEMAY	7 Louati	8 VER EECKE	Total	#	+	!	-	/	=	Count of SKILL	EFF
		1 (8%)	4 ()	3 (23%)	5 (38%)	13	-38%														
		6 (38%)	1 (6%)	3 (13%)	3 (19%)	2 (13%)	1 (6%)	16	-6%												
		1 (100%)						1	0%												
		7 (37%)	6 (32%)	1 (5%)	4 (21%)	1 (5%)		19	0%												
		3 (23%)	3 (23%)		5 (38%)	2 (15%)		13	-15%												
		17 (27%)	11 (18%)	8 (5%)	15 (24%)	3 (5%)	8 (13%)	62	-13%												
	MEN																				
		7 (64%)	1 (9%)		2 (100%)			1	0%												
		5 (33%)	6 (40%)	2 ()	2 (13%)			11	0%												
		8 (26%)	9 (29%)	6 ()	8 (26%)			15	0%												
		20 (34%)	16 (28%)	8 (2%)	13 (22%)	1 (2%)		58	0%												

GAME LOST GAME WON